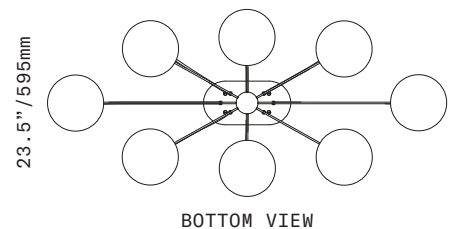
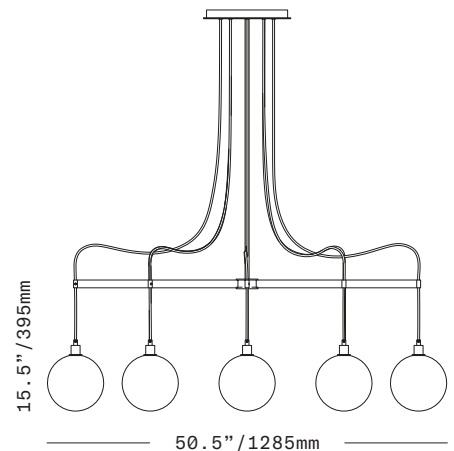
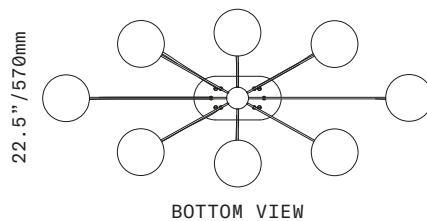
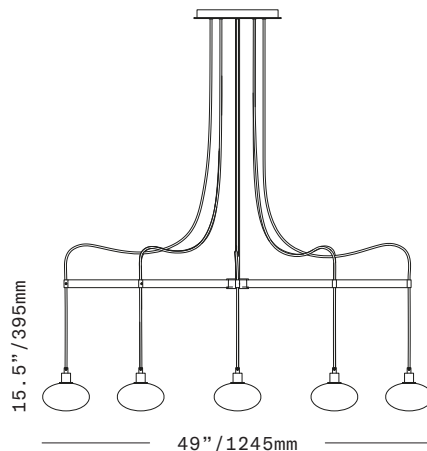
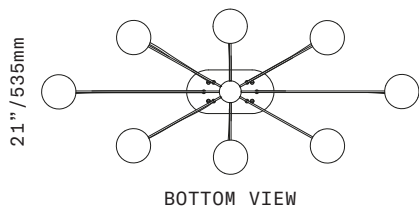
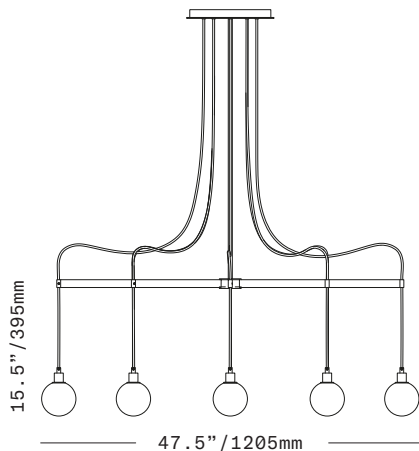


SkLO

Drape Arm 8

CHANDELIER



The Drape Arm 8 Chandelier consists of 8 individual pendants suspended in an oval pattern from an 8-spoke brass armature suspended in turn by a rigid brass stem. The glass diffusers are available in three shapes and in both "dipped" glass, featuring the SkLO double-dipped flame-polished mouth and "textured" glass, featuring a soft, frosted finish and subtle sculpted vertical ridges. Each pendant is suspended on a fabric-wrapped electrical cord. The exposed cords drape gracefully from the canopy and are suspended from the ends of the arms.

UL listed suitable for dry and damp locations (US & Canada)

Sockets 120V G9 7W Max (LED bulbs included)

Requires recessed electrical box for installation

Standard canopy does NOT accommodate sloped ceilings or swagging of this light. Other canopy options are available at an additional cost. Visit the Accessories page on our website to see available canopy options and review compatibility

Fixture length:

Fixture includes our field-adjustable Standard Stem Kit (consists of (1) 6"/152mm, (2) 12"/305mm, and (1) 18"/458mm combinable stem sections) – additional Stem Kits are available at additional cost

Our field-adjustable Extended Stem Kit is available at additional cost (consists of (1) 6"/152mm, (1) 12"/305mm, (1) 18"/458mm, (1) 24"/610mm and (1) 36"/915mm combinable stem sections)

Custom cut-to-order stems (not field-adjustable) available – requires specified OAL (overall drop length) – minimum OAL 24"/605mm. Lengths over 66"/1675mm available at additional cost

See Drape Arm Chandeliers Specification Guide for ordering of other than the "standard composition" of this light

Fixture weights (approximate): 25lbs/11kg (LT376), 30lbs/14kg (LT377), 25lbs/11kg (LT394)

Handblown glass production results in variation in dimensions, shape, color saturation, color tint, and imperfections such as small bubbles. This is part of SkLO design intent

Made in the Czech Republic

LT376 [---][--] 4.5"/110mm sphere glass
LT377 [---][--] 7"/180mm sphere glass
LT394 [---][--] 6"/150mm ellipsoid glass

Dipped Glass colors	<ul style="list-style-type: none"> ○ Clear [CLR] ● New Blue [NBL] ● Olivin [OLV] ● Smoke [SMK] ○ White [WHT]
Textured Glass colors	<ul style="list-style-type: none"> ○ Clear [TCL] ● Neutral Gray [NGT] ● Steel Blue [TSB] ● Whiskey [TWS]
Metal finishes	<ul style="list-style-type: none"> ● Antique Brass [AB] ● Dark Oxidized [DX] ● Brushed Brass [BB] ● Brushed Nickel [BN] ○ Polished Nickel [PN]
Cord colors	<ul style="list-style-type: none"> ● Black ● Blue ● Gold ● Gray

