


# SkLO

Light







The desire to bring light to glass is irresistible. It is precisely this unique relationship with light that makes handblown glass so magical. It is this phenomenon that we explore in the designs of our Light Collection.

Our process of design and development is painstaking. We bring metal to the glass, to give structure and scale. Rather than an afterthought, it is the relationship between metal, glass, and light that drives our design process. Our designs seek to achieve harmony and balance between these materials, to give beautiful light. We achieve this through technology and complexity, but the light itself must seem natural and effortless.

In our Light Collection, our commitment to craft and handmade quality goes beyond the handblown glass. Our metals are substantial and solid. Exposed fasteners and expressed joints mark our work. Traditional metalsmithing, custom machining, hand-applied finishes, and careful attention to detail are the hallmarks of SkLO.

SkLO is a design and manufacturing company with locations in both California (SkLO US) and the Czech Republic (SKLO EU). We produce lighting to serve global markets, with certifications such as UL listing and CE marking.

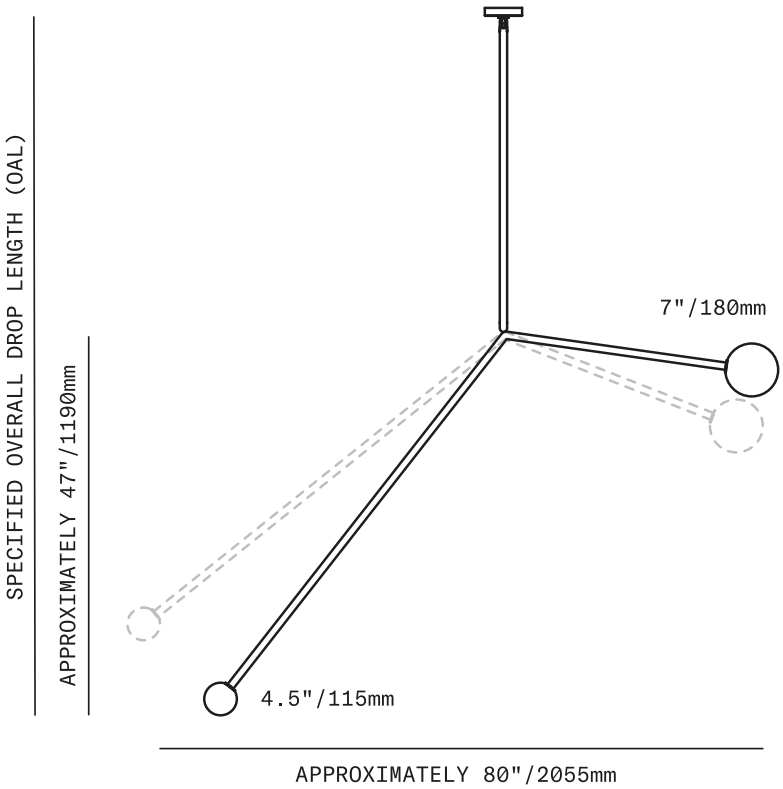
TWIN 1.0 SCONCE  
Project: Oiji Mi Restaurant  
Interior Design: AvroKO  
Photography: Christian Harder



SkLO  
Angle 1.0  
PENDANT



ANGLE 1.0 PENDANT  
Shown in neutral gray textured glass and brushed brass metal finish



The designs of the Angle Pendants series combine dynamic, asymmetrical tubular brass structures with minimal handblown glass diffusers to create striking yet airy compositions perfect for large spaces and tall volumes. The Angle 1.0 Pendant is the simplest of the series, an inverted “V” which hints at symmetry but carefully defies it. The combination of two different-sized spherical glass diffusers – 7”/180mm and 4.5”/115mm – shifts the composition. Subtle variations in the weight of each handblown glass diffuser mean that the aspect of the pendant will have an inherent range – see drawings and specifications for more information on specifying overall drop length for this design. This is part of the design intent, adding depth and originality to every fixture.

UL listing suitable for dry and damp locations (US & Canada) – certification pending

Sockets 120V G9 7W Max (LED bulbs included)

Accommodates sloped ceilings up to 30 degrees. Other canopy options for steeper slopes are available at an additional cost. Visit the Accessories page on our website to see available canopy options and review compatibility.

Specify overall drop length – Rigid brass tube stems are not field adjustable – Note that due to intentional variations in the weight of the handblown glass diffusers, this light fixture has an inherent height dimension variation of 9”/230mm – SkLO cannot guarantee overall drop length specifications beyond an approximate variation of ± 4.5”/115mm.

Minimum overall drop length: 65”/1650mm

Lengths over 90”/2285mm available at additional cost

Fixture weight (approximate): 15.5lbs/7kg

Handblown glass production results in variation in dimensions, shape, color saturation, color tint, and imperfections such as small bubbles. This is part of SkLO design intent

Made in the Czech Republic

- |                       |  |
|-----------------------|--|
| LT901 [- -] [- -]     | Angle 1.0 Pendant  |
| Dipped Glass colors   | <ul style="list-style-type: none"><li>○ Clear [CLR]</li><li>● New Blue [NBL]</li><li>● Olivin [OLV]</li><li>● Smoke [SMK]</li><li>○ White [WHT]</li></ul>      |
| Textured Glass colors | <ul style="list-style-type: none"><li>○ Clear [TCL]</li><li>● Neutral Gray [NGT]</li><li>● Steel Blue [TSB]</li><li>● Whiskey [TWS]</li></ul>                  |
| Metal finishes        | <ul style="list-style-type: none"><li>● Dark Oxidized [DX]</li><li>● Brushed Brass [BB]</li><li>● Brushed Nickel [BN]</li><li>○ Polished Nickel [PN]</li></ul> |

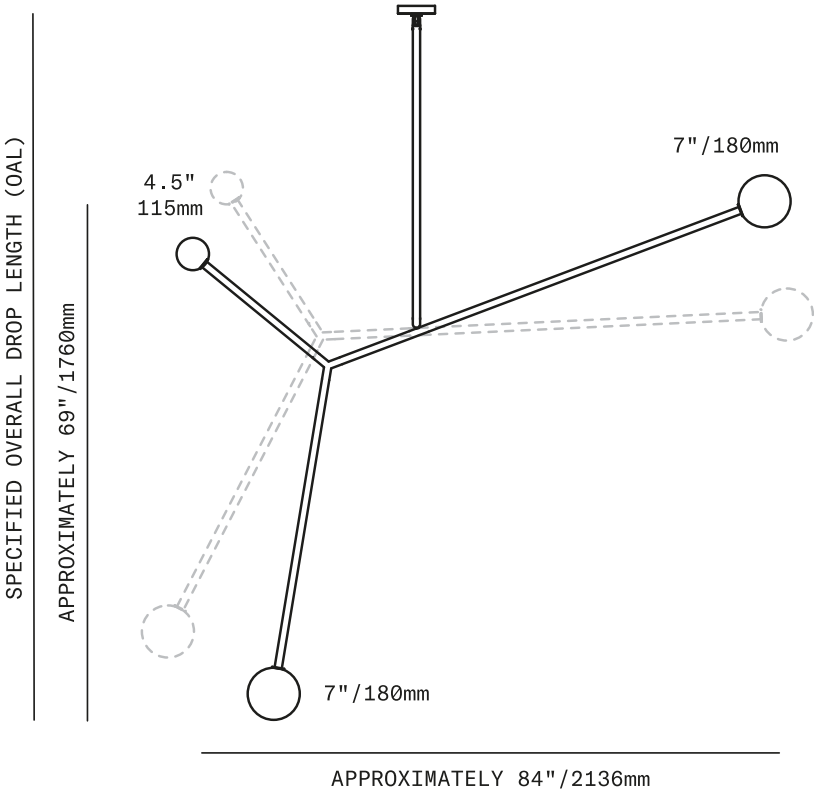




SkLO
Angle 2.0
PENDANT



ANGLE 2.0 PENDANT
Shown in smoke dipped glass and brushed brass metal finish



The designs of the Angle Pendants series combine dynamic, asymmetrical tubular brass structures with minimal handblown glass diffusers to create striking yet airy compositions perfect for large spaces and tall volumes. The Angle 2.0 Pendant combines three spherical glass diffusers positioned at the ends of arms of different lengths, which aim in different directions. The two larger 7"/180mm diffusers contrast with the smaller 4.5"/110mm diffuser. Its graceful composition suggests dynamic movement. Subtle variations in the weight of each handblown glass diffuser mean that the aspect of the pendant will have an inherent range – see drawings and specifications for more information on specifying overall drop length for this design. This is part of the design intent, adding depth and originality to every fixture.

UL listing suitable for dry and damp locations (US & Canada) – certification pending
Sockets 120V G9 7W Max (LED bulbs included)
Accommodates sloped ceilings up to 30 degrees. Other canopy options for steeper slopes are available at an additional cost. Visit the Accessories page on our website to see available canopy options and review compatibility.
Specify overall drop length – Rigid brass tube stems are not field adjustable – Note that due to intentional variations in the weight of the handblown glass diffusers, this light fixture has an inherent height dimension variation of 8"/200mm – SkLO cannot guarantee overall drop length specifications beyond an approximate variation of ± 4"/100mm.
Minimum overall drop length: 71"/1805mm
Lengths over 98"/2490mm available at additional cost
Fixture weight (approximate): 22lbs/10kg
Handblown glass production results in variation in dimensions, shape, color saturation, color tint, and imperfections such as small bubbles. This is part of SkLO design intent
Made in the Czech Republic

- LT902 [---][--] Angle 2.0 Pendant
- Dipped Glass colors
- Clear [CLR]
  - New Blue [NBL]
  - Olivin [OLV]
  - Smoke [SMK]
  - White [WHT]
- Textured Glass colors
- Clear [TCL]
  - Neutral Gray [NGT]
  - Steel Blue [TSB]
  - Whiskey [TWS]
- Metal finishes
- Dark Oxidized [DX]
  - Brushed Brass [BB]
  - Brushed Nickel [BN]
  - Polished Nickel [PN]

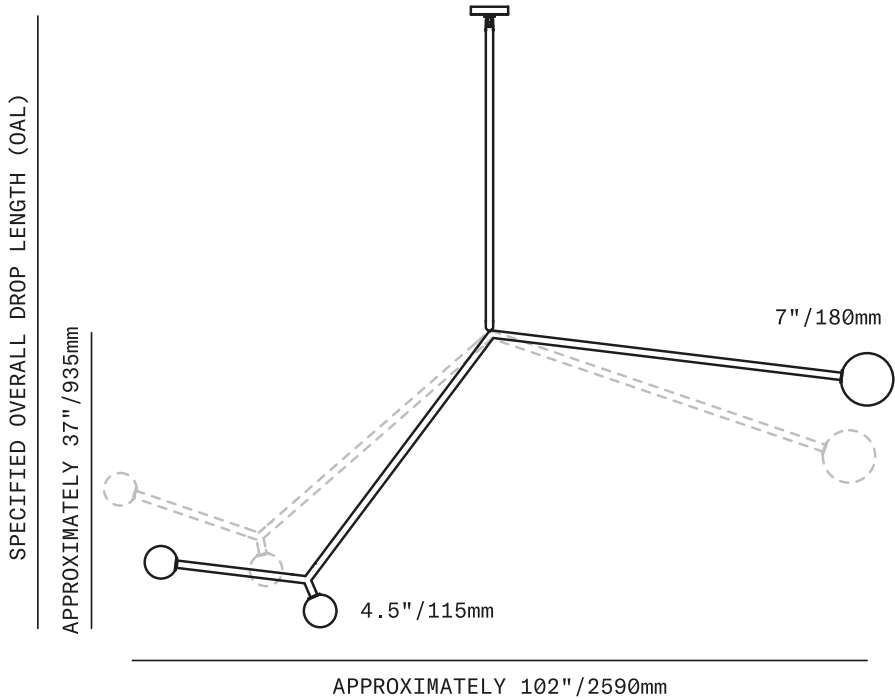




SkLO  
Angle 3.0  
PENDANT



ANGLE 3.0 PENDANT  
Shown in white dipped glass and brushed brass metal finish



The designs of the Angle Pendants series combine dynamic, asymmetrical tubular brass structures with minimal handblown glass diffusers to create striking yet airy compositions perfect for large spaces and tall volumes. The Angle 3.0 Pendant combines three spherical glass diffusers positioned along a length of zigzag brass tubing. The single larger 7"/180mm diffuser rests opposite the two smaller 4.5"/110mm diffusers. The result is a calm, ethereal expression of graphic energy. Subtle variations in the weight of each handblown glass diffuser mean that the aspect of the pendant will have an inherent range – see drawings and specifications for more information on specifying overall drop length for this design. This is part of the design intent, adding depth and originality to every fixture.

UL listing suitable for dry and damp locations (US & Canada) – certification pending

Sockets 120V G9 7W Max (LED bulbs included)

Accommodates sloped ceilings up to 30 degrees. Other canopy options for steeper slopes are available at an additional cost. Visit the Accessories page on our website to see available canopy options and review compatibility.

Specify overall drop length – Rigid brass tube stems are not field adjustable – Note that due to intentional variations in the weight of the handblown glass diffusers, this light fixture has an inherent height dimension variation of 5"/130mm – SkLO cannot guarantee overall drop length specifications beyond an approximate variation of ± 2.5"/65mm.

Minimum overall drop length: 56"/1420mm

Lengths over 83"/2110mm available at additional cost

Fixture weight (approximate): 20lbs/9kg

Handblown glass production results in variation in dimensions, shape, color saturation, color tint, and imperfections such as small bubbles. This is part of SkLO design intent

Made in the Czech Republic

LT903 [- -][- -]	Angle 3.0 Pendant
Dipped Glass colors	<ul style="list-style-type: none"><li>○ Clear [CLR]</li><li>● New Blue [NBL]</li><li>● Olivin [OLV]</li><li>● Smoke [SMK]</li><li>○ White [WHT]</li></ul>
Textured Glass colors	<ul style="list-style-type: none"><li>○ Clear [TCL]</li><li>● Neutral Gray [NGT]</li><li>● Steel Blue [TSB]</li><li>● Whiskey [TWS]</li></ul>
Metal finishes	<ul style="list-style-type: none"><li>● Dark Oxidized [DX]</li><li>● Brushed Brass [BB]</li><li>● Brushed Nickel [BN]</li><li>○ Polished Nickel [PN]</li></ul>





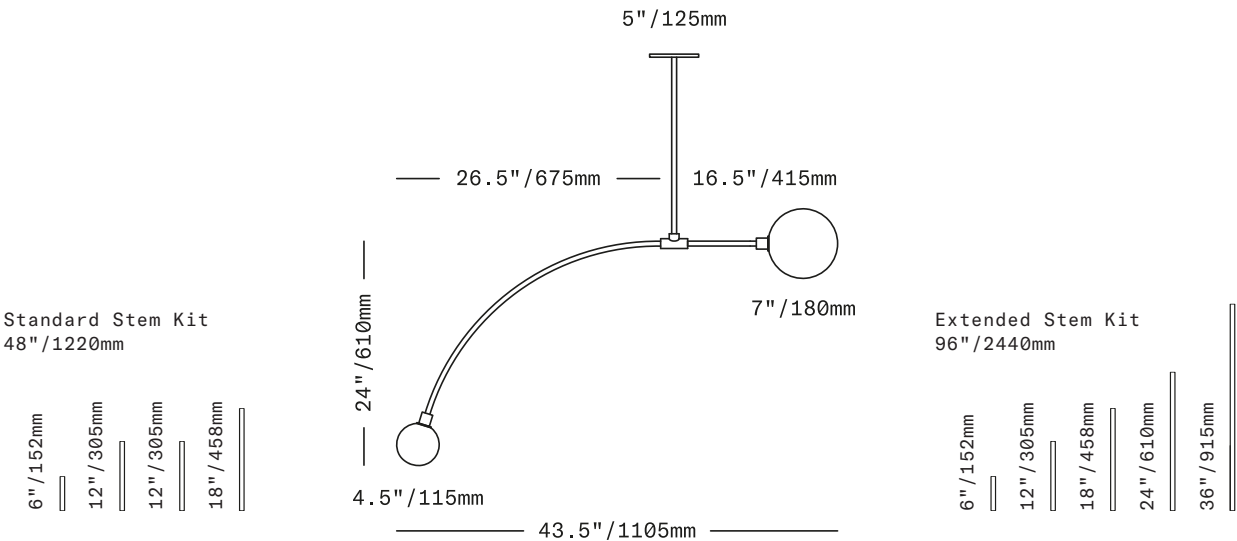
SkLO  
Balance 1.0

PENDANT



Stylist: Studio Salaris  
Photography: Beppe Brancato

BALANCE 1.0/BALANCE 2.0 PENDANT  
Shown in white dipped glass and brushed brass metal finish



cULus IP20

A minimal, sculptural suspended light composed of a larger, 7"/180mm diffuser of handblown Czech glass on a short horizontal stem opposite a smaller, 4.5"/110mm diffuser on a longer, downward arching stem. The glass diffusers are available in both "dipped" glass, featuring the SkLO double-dipped flame-polished mouth and "textured" glass, featuring a soft, frosted finish and subtle sculpted vertical ridges.

UL listed suitable for dry and damp locations (US & Canada)

Sockets 120V G9 7W Max (LED bulbs included)

Requires recessed electrical box for installation

Standard canopy does NOT accommodate sloped ceilings or swagging of this light. Other canopy options are available at an additional cost. Visit the Accessories page on our website to see available canopy options and review compatibility

This fixture is compatible with one or more of SkLO customizable multi-pendant canopy systems. Visit the Accessories page on our website to see available systems and review compatibility

Fixture length:

Fixture includes our field-adjustable Standard Stem Kit (consists of (1) 6"/152mm, (2) 12"/305mm, and (1) 18"/458mm combinable stem sections) – additional Stem Kits are available at additional cost

Our field-adjustable Extended Stem Kit is available at additional cost (consists of (1) 6"/152mm, (1) 12"/305mm, (1) 18"/458mm, (1) 24"/610mm and (1) 36"/915mm combinable stem sections)

Custom cut-to-order stems (not field-adjustable) available – requires specified OAL (overall drop length) – minimum OAL 30"/770mm. Lengths over 72"/1840mm available at additional cost

Fixture weight (approximate): 10lbs/5kg

Handblown glass production results in variation in dimensions, shape, color saturation, color tint, and imperfections such as small bubbles. This is part of SkLO design intent

Made in the Czech Republic

LT500 [---][--]	Balance 1.0 Pendant
Dipped Glass colors	<input type="radio"/> Clear [CLR] <input type="radio"/> New Blue [NBL] <input type="radio"/> Olivin [OLV] <input type="radio"/> Smoke [SMK] <input type="radio"/> White [WHT]
Textured Glass colors	<input type="radio"/> Clear [TCL] <input type="radio"/> Neutral Gray [NGT] <input type="radio"/> Steel Blue [TSB] <input type="radio"/> Whiskey [TWS]
Metal finishes	<input type="radio"/> Dark Oxidized [DX] <input type="radio"/> Brushed Brass [BB] <input type="radio"/> Brushed Nickel [BN] <input type="radio"/> Polished Nickel [PN]





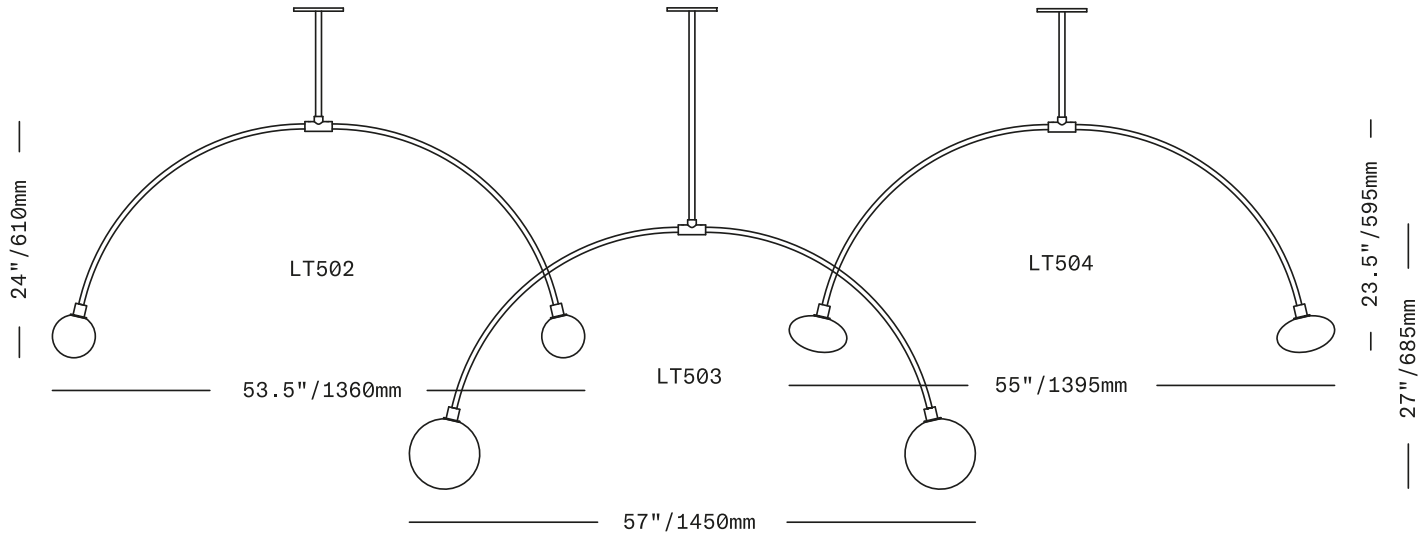


BALANCE 2.0 PENDANT  
Shown in 7"/180mm neutral gray textured glass, brushed brass metal finish

# SkLO

## Balance 2.0

PENDANT



Standard Stem Kit	Extended Stem Kit
48" / 1220mm	96" / 2440mm
6" / 152mm	6" / 152mm
12" / 305mm	12" / 305mm
12" / 305mm	12" / 305mm
18" / 458mm	18" / 458mm
	24" / 610mm
	36" / 915mm



Symmetrical downward curving arms hold glass diffusers of handblown Czech glass. Suspended on a rigid brass tube stem. The glass diffusers are available in three shapes and in both "dipped" glass, featuring the SkLO double-dipped flame-polished mouth and "textured" glass, featuring a soft, frosted finish and subtle sculpted vertical ridges.

UL listed suitable for dry and damp locations (US & Canada)

Sockets 120V G9 7W Max (LED bulbs included)

Requires recessed electrical box for installation

Standard canopy does NOT accommodate sloped ceilings or swagging of this light. Other canopy options are available at an additional cost. Visit the Accessories page on our website to see available canopy options and review compatibility

This fixture is compatible with one or more of SkLO customizable multi-pendant canopy systems. Visit the Accessories page on our website to see available systems and review compatibility

Fixture length:

Fixture includes our field-adjustable Standard Stem Kit (consists of (1) 6"/152mm, (2) 12"/305mm, and (1) 18"/458mm combinable stem sections) – additional Stem Kits are available at additional cost

Our field-adjustable Extended Stem Kit is available at additional cost (consists of (1) 6"/152mm, (1) 12"/305mm, (1) 18"/458mm, (1) 24"/610mm and (1) 36"/915mm combinable stem sections)

Custom cut-to-order stems (not field-adjustable) available – requires specified OAL (overall drop length) – minimum OAL 30"/770mm (LT502), 30"/840mm (LT503), 30"/760mm (LT504). Lengths over 72"/1840mm (LT502), 75"/1910mm (LT503), 72"/1830mm (LT504) available at additional cost

Fixture weights (approximate): 15lbs/7kg (LT502), 18lbs/8kg (LT503), 15lbs/7kg (LT504)

Handblown glass production results in variation in dimensions, shape, color saturation, color tint, and imperfections such as small bubbles. This is part of SkLO design intent

Made in the Czech Republic

LT502 [---][--]	4.5"/110mm sphere glass
LT503 [---][--]	7"/180mm sphere glass
LT504 [---][--]	6"/150mm ellipsoid glass

Dipped Glass colors	<input type="radio"/> Clear [CLR]
	<input type="radio"/> New Blue [NBL]
	<input type="radio"/> Olivin [OLV]
	<input type="radio"/> Smoke [SMK]
	<input type="radio"/> White [WHT]

Textured Glass colors	<input type="radio"/> Clear [TCL]
	<input type="radio"/> Neutral Gray [NGT]
	<input type="radio"/> Steel Blue [TSB]
	<input type="radio"/> Whiskey [TWS]

Metal finishes	<input type="radio"/> Dark Oxidized [DX]
	<input type="radio"/> Brushed Brass [BB]
	<input type="radio"/> Brushed Nickel [BN]
	<input type="radio"/> Polished Nickel [PN]







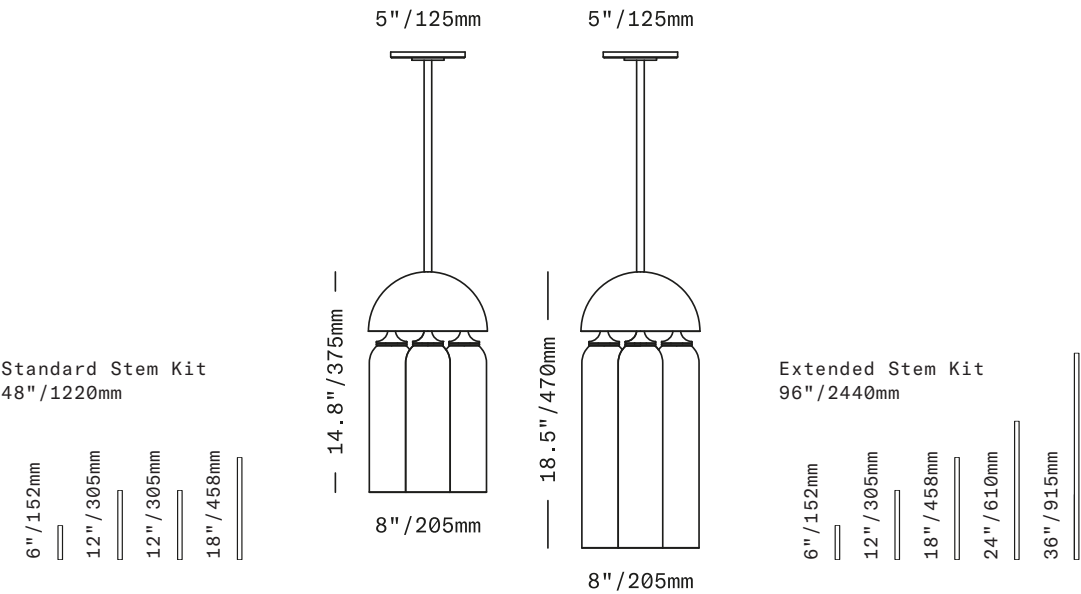
CROWN PENDANT LONG  
Shown in pastel green glass, dark oxidized metal finish

# SkLO

## Crown

PENDANT

SkLO + AvroKO



The Crown lighting series nestles groups of lit, handblown glass cylindrical shapes beneath supporting brass domes. The Crown Pendant arranges 4 lit opaque glass shapes beneath its dome. The tops of the glass shapes curve elegantly to share the geometry of the dome itself. The glass is available in 2 lengths. Available in multiple opaque glass colors and brass hardware finishes. Part of the SkLO + AvroKO collection – a collaboration between SkLO and the AvroKO Partners.

UL listed suitable for dry and damp locations (US & Canada)

Sockets 120V G9 7W Max (LED bulbs included)

Requires recessed electrical box for installation

Standard canopy does NOT accommodate sloped ceilings or swagging of this light. Other canopy options are available at an additional cost. Visit the Accessories page on our website to see available canopy options and review compatibility

This fixture is compatible with one or more of SkLO customizable multi-pendant canopy systems. Visit the Accessories page on our website to see available systems and review compatibility

Fixture length:

Fixture includes our field-adjustable Standard Stem Kit (consists of (1) 6"/152mm, (2) 12"/305mm, and (1) 18"/458mm combinable stem sections) – additional Stem Kits are available at additional cost

Our field-adjustable Extended Stem Kit is available at additional cost (consists of (1) 6"/152mm, (1) 12"/305mm, (1) 18"/458mm, (1) 24"/610mm and (1) 36"/915mm combinable stem sections)

Custom cut-to-order stems (not field-adjustable) available – requires specified OAL (overall drop length) – minimum OAL 21"/540mm (LT633) and 25"/635mm (LT634). Lengths over 63"/1610mm (LT633) and 67"/1705mm (LT634) available at additional cost

Fixture weight (approximate): 20lbs/9kg

Handblown glass production results in variation in dimensions, shape, color saturation, color tint, and imperfections such as small bubbles. This is part of SkLO design intent

Made in the Czech Republic

LT633 [---][--]  
LT634 [---][--]

Glass colors

Short  
Long

● Light Beige [LBE]  
● Pastel Green [PAG]  
○ White [WHT]

Metal finishes

● Dark Oxidized [DX]  
● Antique Brass [AB]  
● Brushed Brass [BB]





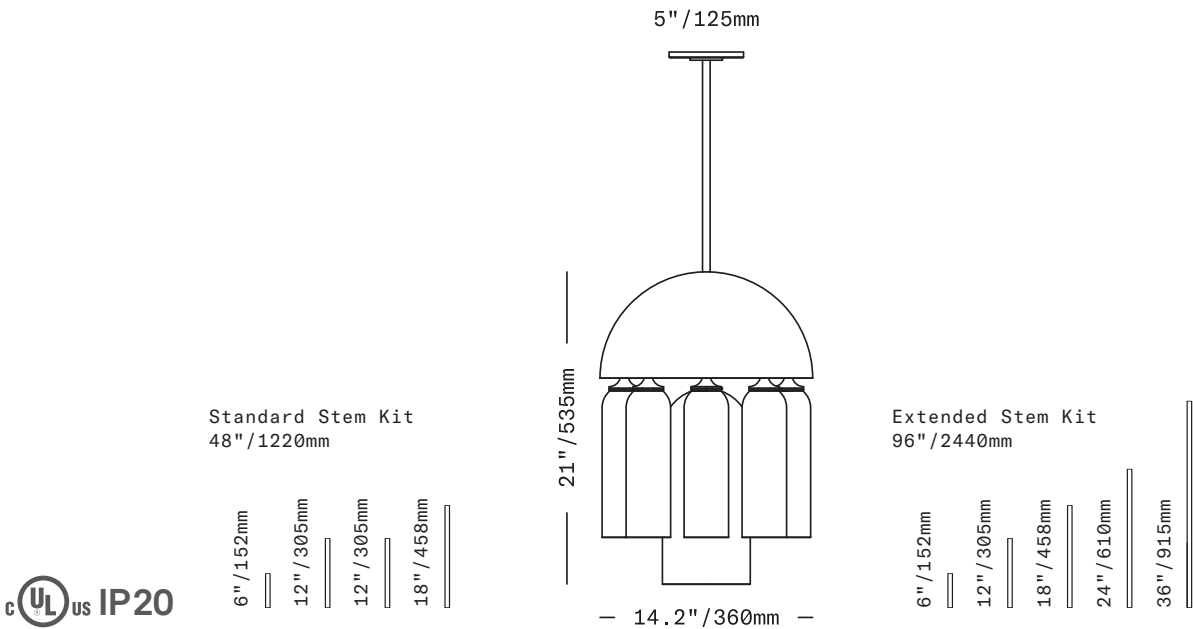
CROWN CHANDELIER  
Shown in white/smoke frosted glass, dark oxidized metal finish

# SkLO

## Crown

CHANDELIER

SkLO + AvroKO



The Crown lighting series nestles groups of lit, handblown glass cylindrical shapes beneath supporting brass domes. The Crown Chandelier is a substantial, sculptural statement piece. A ring of 8 smaller opaque glass shapes around the perimeter of the dome surrounds a central larger frosted glass shape. The tops of the glass shapes curve elegantly to share the geometry of the dome itself. Available in multiple glass color combinations and brass hardware finishes. Part of the SkLO + AvroKO collection – a collaboration between SkLO and the AvroKO Partners.

UL listed suitable for dry and damp locations (US & Canada)

Sockets 120V G9 7W Max (LED bulbs included)

Requires recessed electrical box for installation

Standard canopy does NOT accommodate sloped ceilings or swagging of this light. Other canopy options are available at an additional cost. Visit the Accessories page on our website to see available canopy options and review compatibility

This fixture is compatible with one or more of SkLO customizable multi-pendant canopy systems. Visit the Accessories page on our website to see available systems and review compatibility

Fixture length:

Fixture includes our field-adjustable Standard Stem Kit (consists of (1) 6"/152mm, (2) 12"/305mm, and (1) 18"/458mm combinable stem sections) – additional Stem Kits are available at additional cost

Our field-adjustable Extended Stem Kit is available at additional cost (consists of (1) 6"/152mm, (1) 12"/305mm, (1) 18"/458mm, (1) 24"/610mm and (1) 36"/915mm combinable stem sections)

Custom cut-to-order stems (not field-adjustable) available – requires specified OAL (overall drop length) – minimum OAL 28"/700mm. Lengths over 70"/1770mm available at additional cost

Fixture weight (approximate): 40lbs/18kg

Handblown glass production results in variation in dimensions, shape, color saturation, color tint, and imperfections such as small bubbles. This is part of SkLO design intent

Made in the Czech Republic

LT635 [-----][--] Crown Chandelier

Glass colors

- Light Beige/Olivin Frosted [LBEFOL]
- Pastel Green/Pine Tree Green Frosted [PAGFPG]
- White/Smoke Frosted [WHTFSM]

Metal finishes

- Antique Brass [AB]
- Dark Oxidized [DX]
- Brushed Brass [BB]







DEW PENDANT  
SKLO, Salone del Mobile 2019



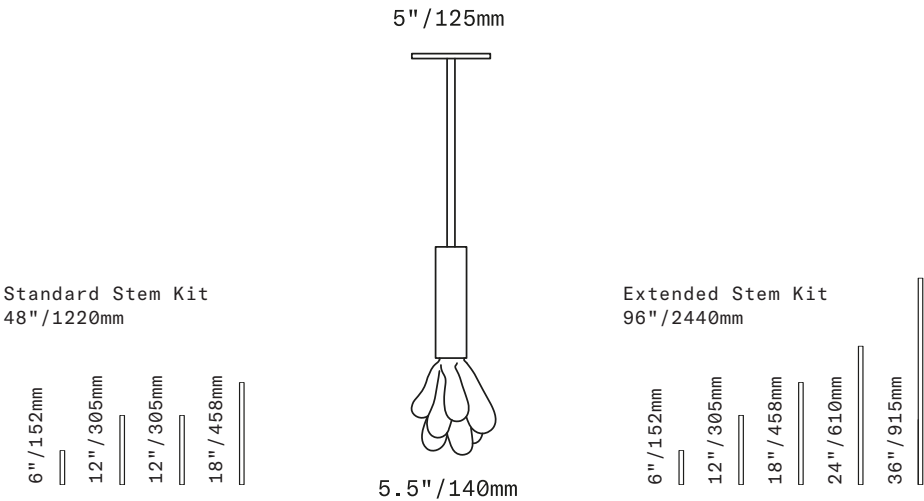


DEW PENDANT  
Shown in clear and clear frosted glass, brushed brass metal finish

# SkLO

## Dew

PENDANT



The Dew Pendant is an intense expression of the molten origins of handblown glass. For a diffuser, the Dew Pendant features a solid sculpted glass shape composed of layers of glass applied while hot, giving it a dripping appearance. The glass is permanently affixed to the solid brass armature, hidden behind a minimal brass cylinder, which lifts to give access to the bulb. The fixture uplights slightly through the open top of the cylinder. The glass diffuser is available in either clear glass, or frosted clear glass, for two very different effects.

UL listed suitable for dry and damp locations (US & Canada)

Socket 120V G9 7W Max (LED bulb included)

Requires recessed electrical box for installation

Standard canopy does NOT accommodate sloped ceilings or swagging of this light. Other canopy options are available at an additional cost. Visit the Accessories page on our website to see available canopy options and review compatibility

This fixture is compatible with one or more of SkLO customizable multi-pendant canopy systems. Visit the Accessories page on our website to see available systems and review compatibility

Fixture length:

Fixture includes our field-adjustable Standard Stem Kit (consists of (1) 6\"/>

Our field-adjustable Extended Stem Kit is available at additional cost (consists of (1) 6\"/>

Custom cut-to-order stems (not field-adjustable) available – requires specified OAL (overall drop length) – minimum OAL 18\"/>

Fixture weight (approximate): 10lbs/5kg

Handblown glass production results in variation in dimensions, shape, color saturation, color tint, and imperfections such as small bubbles. This is part of SkLO design intent

Made in the Czech Republic

LT410 [- -][- -]

Dew Pendant

Glass colors

- ☐ Clear [CLR]
- ☐ Clear Frosted [FCL]

Metal finishes

- ☒ Dark Oxidized [DX]
- ☐ Brushed Brass [BB]
- ☐ Brushed Nickel [BN]
- ☐ Polished Nickel [PN]

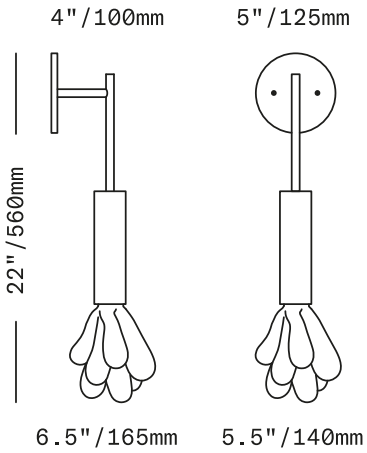




SkLO  
Dew  
SCONCE



DEW SCONCE  
Shown in clear frosted glass, brushed brass metal finish



The Dew Sconce is an intense expression of the molten origins of handblown glass. For a diffuser, the Dew Sconce features a solid sculpted glass shape composed of layers of glass applied while hot, giving it a dripping appearance. The glass is permanently affixed to the solid brass armature, hidden behind a minimal brass cylinder, which lifts to give access to the bulb. The fixture uplights slightly through the open top of the cylinder. The glass diffuser is available in either clear glass, or frosted clear glass, for two very different effects.

UL listed suitable for dry and damp locations (US & Canada)

Socket 120V G9 7W Max (LED bulb included)

Requires recessed electrical box for installation

Fixture weight (approximate): 7lbs/3kg

Handblown glass production results in variation in dimensions, shape, color saturation, color tint, and imperfections such as small bubbles. This is part of SkLO design intent

Made in the Czech Republic

LT412 [---][--]

Dew Sconce

Glass colors

- ☐ Clear [CLR]
- ☐ Clear Frosted [FCL]

Metal finishes

- ☒ Dark Oxidized [DX]
- ☐ Brushed Brass [BB]
- ☐ Brushed Nickel [BN]
- ☐ Polished Nickel [PN]

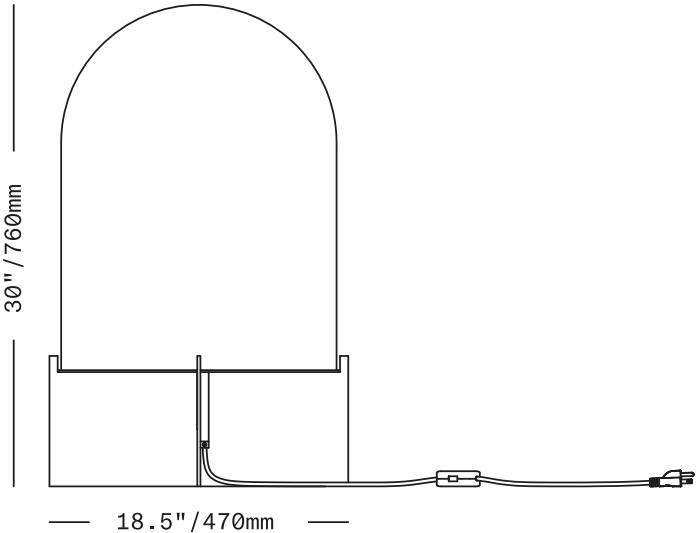




Interior Design: AvroKO  
Stylist: Studio Salaris  
Photography: Beppe Brancato

DOMELIGHT  
Shown in white frosted glass, brushed brass metal finish

SkLO  
Dome  
LIGHT



cULus IP20

A large dome of handblown Czech glass with a frosted finish rests atop a custom base made of vertical solid brass plates. A brass ring fits onto the base as a seat for the glass dome. Imposing in size, it can work on large furniture, or the floor, depending on the decor. While large, the softness of the frosted glass and minimal presence of the base make it approachable and compelling.

UL listed suitable for dry locations only (US & Canada)

Socket 120V E26 60W Max (LED bulb included)

72" (1830mm) black fabric-wrapped cord with in-line switch

Handblown glass production results in variation in dimensions, shape, color saturation, color tint, and imperfections such as small bubbles. This is part of SkLO design intent

Made in the Czech Republic

LT337 [---][---]

Glass colors

Dome Light

- Clear Frosted [FCL]
- Olivin Frosted [FOL]
- Smoke Frosted [FSM]
- White Frosted [FWT]

Metal finishes

- Dark Oxidized [DX]
- Brushed Brass [BB]
- Brushed Nickel [BN]
- Polished Nickel [PN]

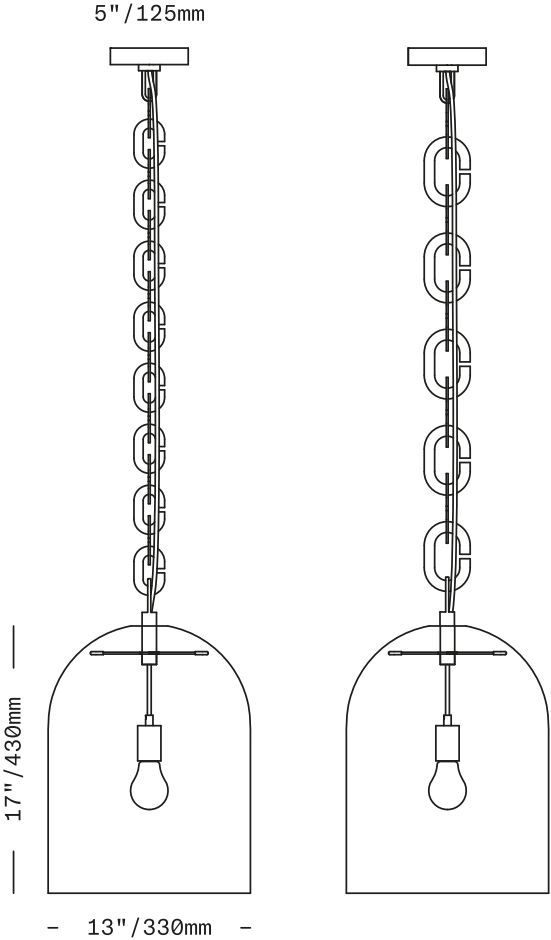






DOME 17 PENDANT  
 Shown in clear frosted glass, with small chain in brushed brass metal finish, black cord

SkLO  
 Dome 17  
 PENDANT



Large domes of handblown Czech glass with a frosted finish are suspended on lengths of oversized brass chains. An exposed fabric-wrapped electrical cord runs through the chain from canopy to light.

- UL listed suitable for dry and damp locations (US & Canada)
- Socket 120V E26 60W Max (LED bulb included)
- Requires recessed electrical box for installation
- Accommodates sloped ceilings

Field adjustable – comes standard with either 12 large or 18 small chain links or approximately 36"/910mm of chain – additional chain links available in either 4- or 6-link (approx 12"/300mm) increments at additional cost

Fixture weight (approximate): 15lbs/7kg

Handblown glass production results in variation in dimensions, shape, color saturation, color tint, and imperfections such as small bubbles. This is part of SkLO design intent

Made in the Czech Republic

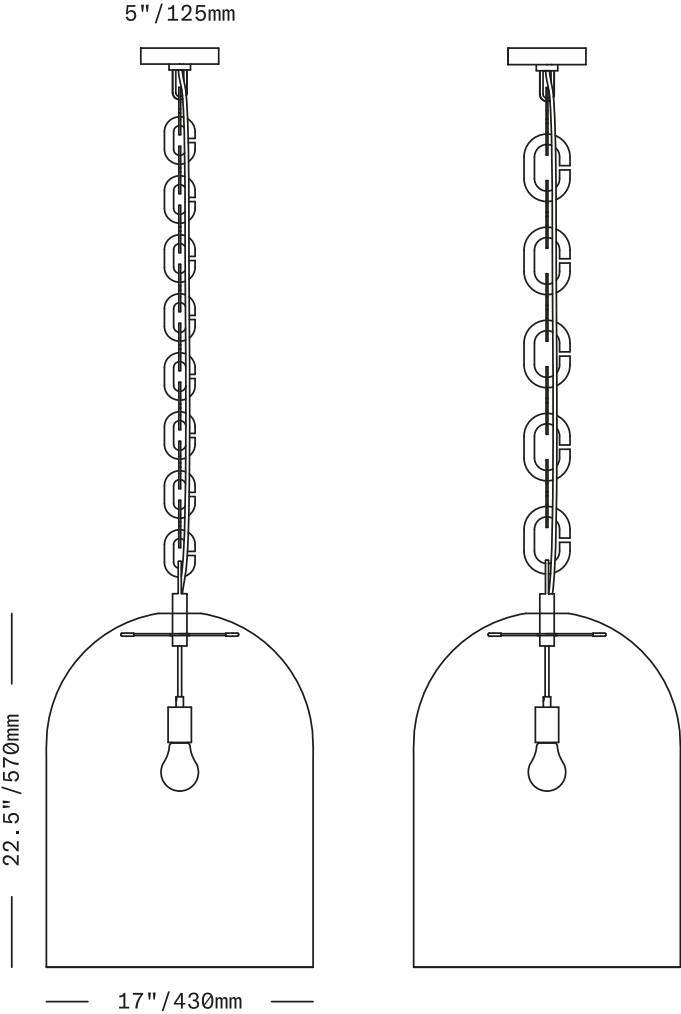
LT330 [---][--]	Small chain
LT331 [---][--]	Large chain
Glass colors	<ul style="list-style-type: none"> <li>○ Clear Frosted [FCL]</li> <li>● Olivin Frosted [FOL]</li> <li>● Smoke Frosted [FSM]</li> <li>○ White Frosted [FWT]</li> </ul>
Metal finishes	<ul style="list-style-type: none"> <li>● Dark Oxidized [DX]</li> <li>● Brushed Brass [BB]</li> <li>● Brushed Nickel [BN]</li> <li>○ Polished Nickel [PN]</li> </ul>
Cord colors	<ul style="list-style-type: none"> <li>● Black</li> <li>● Blue</li> <li>● Gold</li> <li>● Gray</li> </ul>





DOME 22 PENDANT  
 Shown in clear frosted glass, with large chain in dark oxidized metal finish, black cord

SkLO  
 Dome 22  
 PENDANT



cULus IP20

Large domes of handblown Czech glass with a frosted finish are suspended on lengths of oversized brass chains. An exposed fabric-wrapped electrical cord runs through the chain from canopy to light.

UL listed suitable for dry and damp locations (US & Canada)

Socket 120V E26 60W Max (LED bulb included)

Requires recessed electrical box for installation

Accommodates sloped ceilings

Field adjustable – comes standard with either 12 large or 18 small chain links or approximately 36"/910mm of chain – additional chain links available in either 4- or 6-link (approx 12"/300mm) increments at additional cost

Fixture weight (approximate): 38lbs/17kg

Handblown glass production results in variation in dimensions, shape, color saturation, color tint, and imperfections such as small bubbles. This is part of SkLO design intent

Made in the Czech Republic

LT332 [---][--]	Small chain
LT333 [---][--]	Large chain
Glass colors	<ul style="list-style-type: none"> <li>○ Clear Frosted [FCL]</li> <li>● Olivin Frosted [FOL]</li> <li>● Smoke Frosted [FSM]</li> <li>○ White Frosted [FWT]</li> </ul>
Metal finishes	<ul style="list-style-type: none"> <li>● Dark Oxidized [DX]</li> <li>● Brushed Brass [BB]</li> <li>● Brushed Nickel [BN]</li> <li>○ Polished Nickel [PN]</li> </ul>
Cord colors	<ul style="list-style-type: none"> <li>● Black</li> <li>● Blue</li> <li>● Gold</li> <li>● Gray</li> </ul>

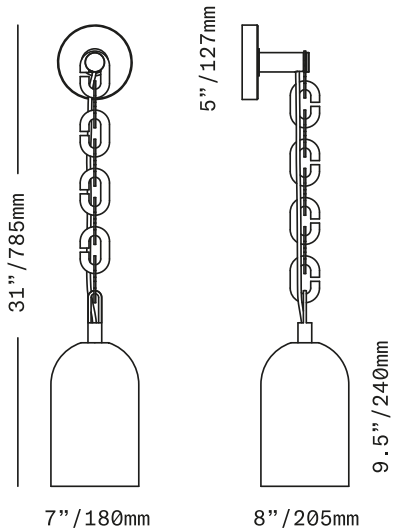






DOME SCONCE  
 Shown in smoke frosted glass, brushed brass metal finish, black cord

SkLO  
 Dome  
 SCONCE



A dome of handblown Czech glass with a frosted finish is suspended on a length of custom brass chain. An exposed, fabric-wrapped electrical cord runs through the chain from the canopy to the glass dome.

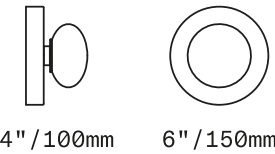
UL listing suitable for dry and damp locations (US & Canada) – certification pending	LT334 [---][--]	Dome Sconce
Socket 120V G9 7W Max (LED bulb included)	Glass colors	<input type="radio"/> Clear Frosted [FCL] <input checked="" type="radio"/> Olivin Frosted [FOL] <input checked="" type="radio"/> Smoke Frosted [FSM] <input type="radio"/> White Frosted [FWT]
Field adjustable – comes standard with 8 chain links or approximately 16"/410mm of chain – additional chain links available in 6-link (approx 12"/300mm) increments at additional cost. Maximum length of chain 240"/6 000mm.	Metal finishes	<input checked="" type="radio"/> Dark Oxidized [DX] <input checked="" type="radio"/> Brushed Brass [BB] <input checked="" type="radio"/> Brushed Nickel [BN] <input type="radio"/> Polished Nickel [PN]
Fixture weight (approximate): 6lbs/2.75kg	Cord colors	<input checked="" type="radio"/> Black <input checked="" type="radio"/> Blue <input checked="" type="radio"/> Gold <input type="radio"/> Gray
Handblown glass production results in variation in dimensions, shape, color saturation, color tint, and imperfections such as small bubbles. This is part of SkLO design intent		
Made in the Czech Republic		



SkLO  
Dot 1X  
SCONCE / CEILING



DOT 1X SCONCE / CEILING  
Shown in apricot glass, brushed brass metal finish



A flattened sphere of lit, handblown glass centered on a circular canopy, Dot 1X is minimal in form but offers a variety of color options. The glass diffuser is available in 9 different opaque colors, including white. With a total depth of 4" or less, the Dot 1X is designed to meet ADA requirements in the US for commercial use in public spaces when used as a wall sconce.

UL listed suitable for dry and damp locations (US & Canada)	LTD1 [---][--]	Dot 1X Sconce/Ceiling
Socket 120V G9 7W Max (LED bulb included)	Glass colors	<div><div></div> Apricot [APR]</div> <div><div></div> Celadon [CEL]</div> <div><div></div> Flamingo [FLA]</div> <div><div></div> Light Beige [LBE]</div> <div><div></div> Linden Tree Green [LTG]</div> <div><div></div> New Blue [NBL]</div> <div><div></div> Oyster [OYS]</div> <div><div></div> Pastel Green [PAG]</div> <div><div></div> White [WHT]</div>
Requires recessed electrical box for installation		
Fixture weight (approximate): 2.2lbs/1kg		
Handblown glass production results in variation in dimensions, shape, color saturation, color tint, and imperfections such as small bubbles. This is part of SkLO design intent		
Made in the Czech Republic	Metal finishes	<div><div></div> Dark Oxidized [DX]</div> <div><div></div> Brushed Brass [BB]</div> <div><div></div> Brushed Nickel [BN]</div> <div><div></div> Polished Nickel [PN]</div>

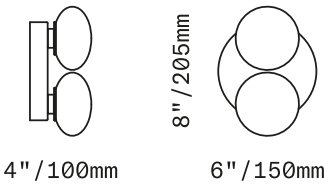

















SkLO  
Dot 2x  
SCONCE / CEILING



DOT 2X SCONCE / CEILING  
Shown in oyster and white glass, brushed brass metal finish, shown “off”



A pair of flattened spheres of lit, handblown glass on a circular canopy, Dot 2X is minimal in form but offers a variety of color options. The glass diffusers are available in any possible combination of 9 different opaque colors, including white. With a total depth of 4" or less, the Dot 2X is designed to meet ADA requirements in the US for commercial use in public spaces when used as a wall sconce.

UL listed suitable for dry and damp locations (US & Canada)	LTD2 [-----][--]	Dot 2X Sconce/Ceiling
Sockets 120V G9 7W Max (LED bulbs included)	Glass colors	 Apricot [APR]
Requires recessed electrical box for installation		 Celadon [CEL]
Fixture weight (approximate): 2.8lbs/1.3kg		 Flamingo [FLA]
Handblown glass production results in variation in dimensions, shape, color saturation, color tint, and imperfections such as small bubbles. This is part of SkLO design intent		 Light Beige [LBE]
		 Linden Tree Green [LTG]
		 New Blue [NBL]
Made in the Czech Republic		 Oyster [OYS]
	 Pastel Green [PAG]	
	 White [WHT]	
	Metal finishes	 Dark Oxidized [DX]
		 Brushed Brass [BB]
		 Brushed Nickel [BN]
		 Polished Nickel [PN]





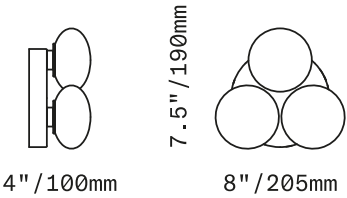


DOT 3X SCONCE/CEILING  
Shown in light beige, oyster and white glass, brushed brass metal finish, shown "off"

# SkLO

## Dot 3x

SCONCE/CEILING



Three flattened spheres of lit, handblown glass on a circular canopy, Dot 3X is minimal in form but offers a variety of color options. The three glass diffusers are available in any possible combination of 9 different opaque colors, including white. With a total depth of 4" or less, the Dot 3X is designed to meet ADA requirements in the US for commercial use in public spaces when used as a wall sconce.

UL listed suitable for dry and damp locations (US & Canada)

Sockets 120V G9 7W Max (LED bulbs included)

Requires recessed electrical box for installation

Fixture weight (approximate): 3.3lbs/1.5kg

Handblown glass production results in variation in dimensions, shape, color saturation, color tint, and imperfections such as small bubbles. This is part of SkLO design intent

Made in the Czech Republic

LTD3 [- - - - -] [- -] Dot 3X Sconce/Ceiling

- |                |   |
|----------------|---|
| Glass colors   | <ul style="list-style-type: none"><li>● Apricot [APR]</li><li>● Celadon [CEL]</li><li>● Flamingo [FLA]</li><li>● Light Beige [LBE]</li><li>● Linden Tree Green [LTG]</li><li>● New Blue [NBL]</li><li>● Oyster [OYS]</li><li>● Pastel Green [PAG]</li><li>○ White [WHT]</li></ul> |
| Metal finishes | <ul style="list-style-type: none"><li>● Dark Oxidized [DX]</li><li>● Brushed Brass [BB]</li><li>● Brushed Nickel [BN]</li><li>○ Polished Nickel [PN]</li></ul>  |





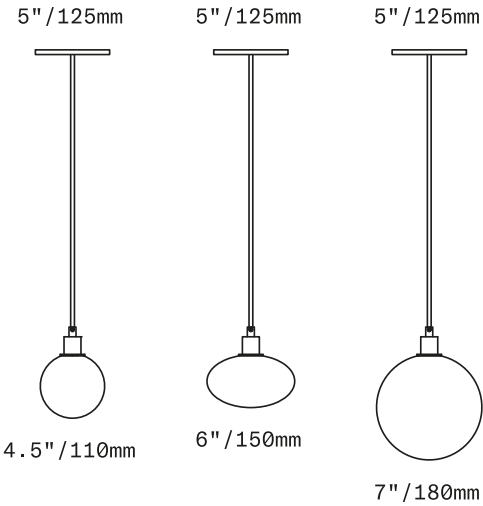


DRAPE PENDANT  
Shown in 4.5"/110mm and 7"/180mm white dipped glass, brushed brass metal finish, gold cord

# SkLO

## Drape

PENDANT



This minimalist pendant features a single diffuser of handblown Czech glass suspended on a fabric-wrapped electrical cord. The glass diffusers are available in three shapes and in both "dipped" glass, featuring the SkLO double-dipped flame-polished mouth and "textured" glass, featuring a soft, frosted finish and subtle sculpted vertical ridges. Cord length is field adjustable.

UL listed suitable for dry and damp locations (US & Canada)	LT160 [--][--]	4.5"/110mm sphere glass
Socket 120V G9 7W Max (LED bulb included)	LT161 [---][--]	7"/180mm sphere glass
Requires recessed electrical box for installation	LT162 [--][--]	6"/150mm ellipsoid glass
Accommodates sloped ceilings	Dipped Glass colors	<input type="radio"/> Clear [CLR] <input type="radio"/> New Blue [NBL] <input type="radio"/> Olivin [OLV] <input type="radio"/> Smoke [SMK] <input type="radio"/> White [WHT]
This fixture is compatible with one or more of SkLO customizable multi-pendant canopy systems. Visit the Accessories page on our website to see available systems and review compatibility	Textured Glass colors	<input type="radio"/> Clear [TCL] <input type="radio"/> Neutral Gray [NGT] <input type="radio"/> Steel Blue [TSB] <input type="radio"/> Whiskey [TWS]
Field adjustable – Standard cord length 120" (3050mm) – longer lengths available at additional cost	Metal finishes	<input type="radio"/> Dark Oxidized [DX] <input type="radio"/> Brushed Brass [BB] <input type="radio"/> Brushed Nickel [BN] <input type="radio"/> Polished Nickel [PN]
Fixture weights (approximate): 3lbs/1.4kg (LT160), 4.5lbs/2kg (LT161), 3lbs/1.4kg (LT162)	Cord colors	<input type="radio"/> Black <input type="radio"/> Blue <input type="radio"/> Gold <input type="radio"/> Gray
Handblown glass production results in variation in dimensions, shape, color saturation, color tint, and imperfections such as small bubbles. This is part of SkLO design intent		
Made in the Czech Republic		







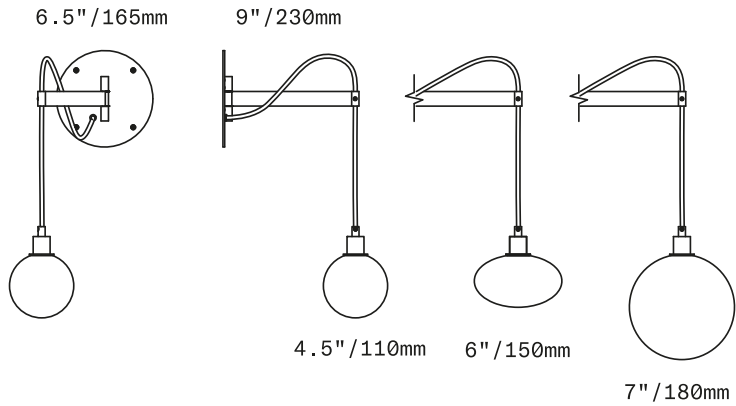
Project: Booker Wines, Paso Robles, California  
Interior Design: Katie Martinez Design  
Photography: Adam Rouse

DRAPE ARM 1.09 SCONCE  
Shown in 7"/180mm white dipped glass, dark oxidized metal finish, black cord

# SkLO

## Drape Arm 1.09

SCONCE



The Drape Arm 1.09 Sconce is a single diffuser of handblown Czech glass suspended from a moveable 9"/230mm arm. The glass diffusers are available in three shapes and in both "dipped" glass, featuring the SkLO double-dipped flame-polished mouth and "textured" glass, featuring a soft, frosted finish and subtle sculpted vertical ridges. They are suspended from the arm on a fabric-wrapped electrical cord. The exposed cord passes through the end of the arm and returns to the canopy at the wall. Solid brass construction throughout, the arm is hinged for a full 180-degree swing.

UL listed suitable for dry and damp locations (US & Canada)

Socket 120V G9 7W Max (LED bulb included)

Requires recessed electrical box for installation

Field adjustable – Standard cord length 72" (1830mm) – longer lengths available at additional cost

Fixture weights (approximate): 4.5lbs/2.0kg (LT363), 6.5lbs/3.0kg (LT364), 4.5lbs/2.0kg (LT390)

Handblown glass production results in variation in dimensions, shape, color saturation, color tint, and imperfections such as small bubbles. This is part of SkLO design intent

Made in the Czech Republic

LT363 [---][--] 4.5"/110mm sphere glass  
LT364 [---][--] 7"/180mm sphere glass  
LT390 [---][--] 6"/150mm ellipsoid glass

- |                       |  |
|-----------------------|--|
| Dipped Glass colors   | <ul style="list-style-type: none"><li>○ Clear [CLR]</li><li>● New Blue [NBL]</li><li>● Olivin [OLV]</li><li>● Smoke [SMK]</li><li>○ White [WHT]</li></ul>      |
| Textured Glass colors | <ul style="list-style-type: none"><li>○ Clear [TCL]</li><li>● Neutral Gray [NGT]</li><li>● Steel Blue [TSB]</li><li>● Whiskey [TWS]</li></ul>                  |
| Metal finishes        | <ul style="list-style-type: none"><li>● Dark Oxidized [DX]</li><li>● Brushed Brass [BB]</li><li>● Brushed Nickel [BN]</li><li>○ Polished Nickel [PN]</li></ul> |
| Cord colors           | <ul style="list-style-type: none"><li>● Black</li><li>● Blue</li><li>● Gold</li><li>● Gray</li></ul>   |





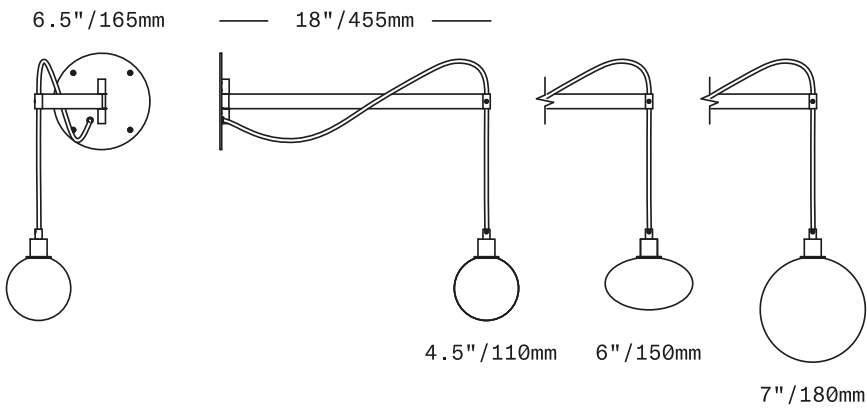
# SkLO

## Drape Arm 1.18

SCONCE



DRAPE ARM 1.18 SCONCE  
Shown in 4"/110mm new blue dipped glass, brushed brass metal finish, black cord



The Drape Arm 1.18 Sconce is a single diffuser of handblown Czech glass suspended from a moveable 18"/460mm arm. The glass diffusers are available in three shapes and in both "dipped" glass, featuring the SkLO double-dipped flame-polished mouth and "textured" glass, featuring a soft, frosted finish and subtle sculpted vertical ridges. They are suspended from the arm on a fabric-wrapped electrical cord. The exposed cord passes through the end of the arm and returns to the canopy at the wall. Solid brass construction throughout, the arm is hinged for a full 180-degree swing.

- UL listed suitable for dry and damp locations (US & Canada)
- Socket 120V G9 7W Max (LED bulb included)
- Requires recessed electrical box for installation
- Standard cord length 72" (1830mm) – field adjustable – longer lengths available at additional cost
- Fixture weights (approximate): 5lbs/2.3kg (LT361), 7lbs/3.2kg (LT362), 5lbs/2.3kg (LT391)
- Handblown glass production results in variation in dimensions, shape, color saturation, color tint, and imperfections such as small bubbles. This is part of SkLO design intent
- Made in the Czech Republic

LT361 [ - - ] [ - - ]	4.5"/110mm sphere glass
LT362 [ - - ] [ - - ]	7"/180mm sphere glass
LT391 [ - - ] [ - - ]	6"/150mm ellipsoid glass
Dipped Glass colors	<div><div></div> Clear [CLR]</div> <div><div></div> New Blue [NBL]</div> <div><div></div> Olivin [OLV]</div> <div><div></div> Smoke [SMK]</div> <div><div></div> White [WHT]</div>
Textured Glass colors	<div><div></div> Clear [TCL]</div> <div><div></div> Neutral Gray [NGT]</div> <div><div></div> Steel Blue [TSB]</div> <div><div></div> Whiskey [TWS]</div>
Metal finishes	<div><div></div> Dark Oxidized [DX]</div> <div><div></div> Brushed Brass [BB]</div> <div><div></div> Brushed Nickel [BN]</div> <div><div></div> Polished Nickel [PN]</div>
Cord colors	<div><div></div> Black</div> <div><div></div> Blue</div> <div><div></div> Gold</div> <div><div></div> Gray</div>







DRAPE ARM 3 CHANDELIER  
Meridiani, Salone del Mobile 2019  
Interior Design: Andrea Parisio



# SkLO

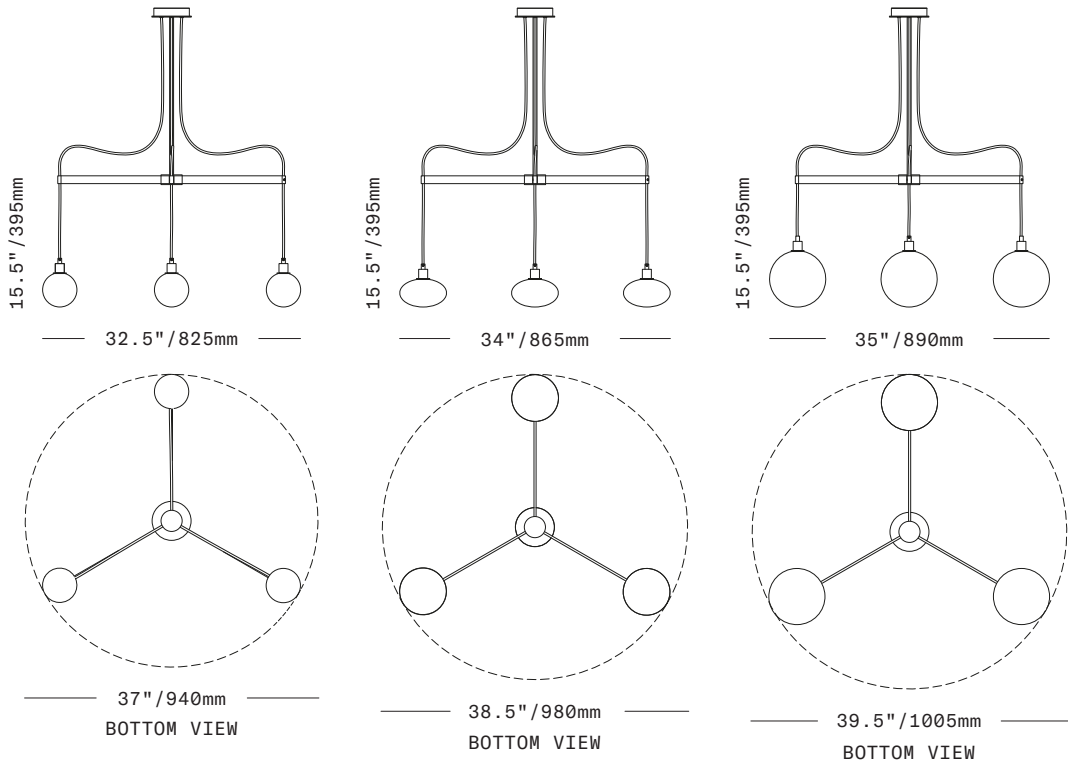
## Drape Arm 3

CHANDELIER



Project: The Matheson, Oakland, California  
Interior Design: Cass Calder Smith

DRAPE ARM 3 CHANDELIER  
Shown in 4.5"/110mm smoke dipped glass, brushed brass metal finish, black cord



The Drape Arm 3 Chandelier consists of 3 individual pendants suspended from a 3-spoke brass armature suspended from a single canopy.

The glass diffusers are available in three shapes and in both "dipped" glass, featuring the SkLO double-dipped flame-polished mouth and "textured" glass, featuring a soft, frosted finish and subtle sculpted vertical ridges. The exposed cords drape gracefully from the canopy and are suspended from the ends of the arms.

UL listed suitable for dry and damp locations (US & Canada)

Sockets 120V G9 7W Max (LED bulbs included)

Requires recessed electrical box for installation

Standard canopy does NOT accommodate sloped ceilings or swagging of this light. Other canopy options are available at an additional cost. Visit the Accessories page on our website to see available canopy options and review compatibility

Fixture length:

Fixture includes our field-adjustable Standard Stem Kit (consists of (1) 6"/152mm, (2) 12"/305mm, and (1) 18"/458mm combinable stem sections) – additional Stem Kits are available at additional cost

Our field-adjustable Extended Stem Kit is available at additional cost (consists of (1) 6"/152mm, (1) 12"/305mm, (1) 18"/458mm, (1) 24"/610mm and (1) 36"/915mm combinable stem sections)

Custom cut-to-order stems (not field-adjustable) available – requires specified OAL (overall drop length) – minimum OAL 24"/605mm. Lengths over 66"/1675mm available at additional cost

See Drape Arm Chandeliers Specification Guide for ordering of other than the "standard composition" of this light

Fixture weights (approximate): 15lbs/7kg (LT360), 20lbs/9kg (LT359), 15lbs/7kg (LT392)

Handblown glass production results in variation in dimensions, shape, color saturation, color tint, and imperfections such as small bubbles. This is part of SkLO design intent

Made in the Czech Republic

LT360 [---][--] 4.5"/110mm sphere glass  
LT359 [---][--] 7"/180mm sphere glass  
LT392 [---][--] 6"/150mm ellipsoid glass

- Dipped Glass colors
- Clear [CLR]
  - New Blue [NBL]
  - Olivin [OLV]
  - Smoke [SMK]
  - White [WHT]
- Textured Glass colors
- Clear [TCL]
  - Neutral Gray [NGT]
  - Steel Blue [TSB]
  - Whiskey [TWS]
- Metal finishes
- Dark Oxidized [DX]
  - Brushed Brass [BB]
  - Brushed Nickel [BN]
  - Polished Nickel [PN]
- Cord colors
- Black
  - Blue
  - Gold
  - Gray





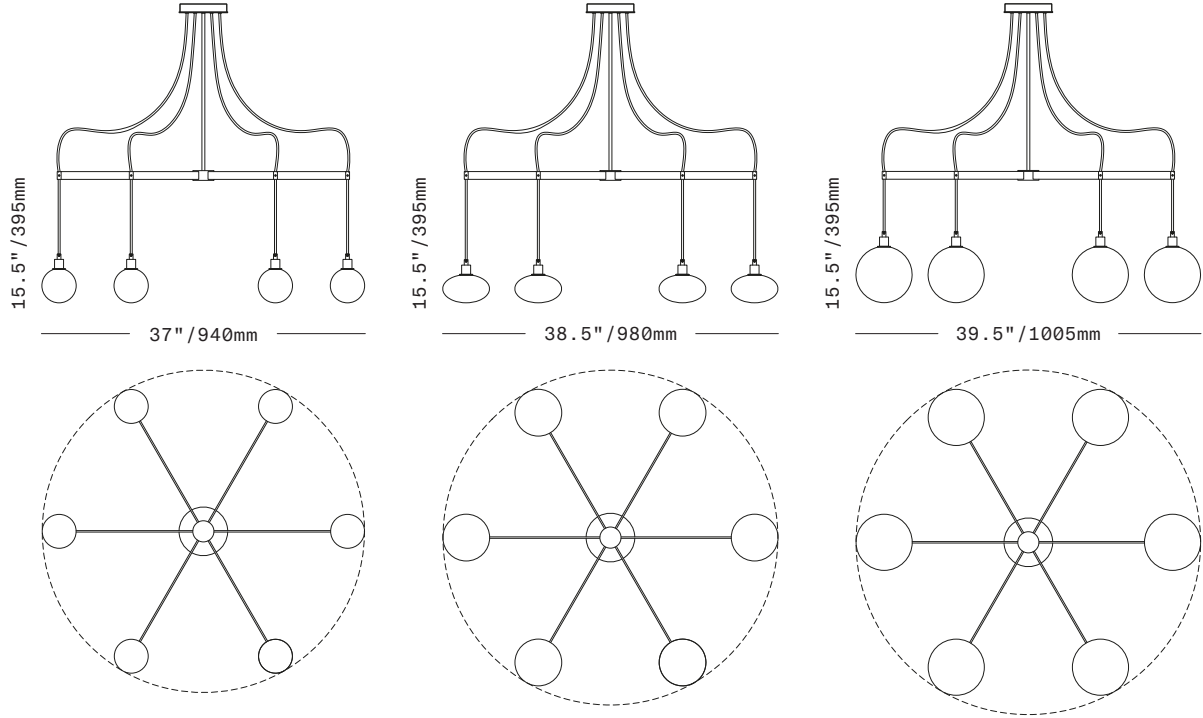


DRAPE ARM 6 CHANDELIER  
Shown in 4.5"/110mm smoke dipped glass, dark oxidized metal finish, black cord

# SkLO

## Drape Arm 6

CHANDELIER



The Drape Arm 6 Chandelier consists of 6 individual pendants suspended in a circle from a 6-spoke brass armature suspended in turn by a rigid brass stem. The glass diffusers are available in three shapes and in both "dipped" glass, featuring the SkLO double-dipped flame-polished mouth and "textured" glass, featuring a soft, frosted finish and subtle sculpted vertical ridges. Each pendant is suspended on a fabric-wrapped electrical cord. The exposed cords drape gracefully from the canopy and are suspended from the ends of the arms.

UL listed suitable for dry and damp locations (US & Canada)

Sockets 120V G9 7W Max (LED bulbs included)

Requires recessed electrical box for installation

Standard canopy does NOT accommodate sloped ceilings or swagging of this light. Other canopy options are available at an additional cost. Visit the Accessories page on our website to see available canopy options and review compatibility

Fixture length:

Fixture includes our field-adjustable Standard Stem Kit (consists of (1) 6"/152mm, (2) 12"/305mm, and (1) 18"/458mm combinable stem sections) – additional Stem Kits are available at additional cost

Our field-adjustable Extended Stem Kit is available at additional cost (consists of (1) 6"/152mm, (1) 12"/305mm, (1) 18"/458mm, (1) 24"/610mm and (1) 36"/915mm combinable stem sections)

Custom cut-to-order stems (not field-adjustable) available – requires specified OAL (overall drop length) – minimum OAL 24"/605mm. Lengths over 66"/1675mm available at additional cost

See Drape Arm Chandeliers Specification Guide for ordering of other than the "standard composition" of this light

Fixture weights (approximate): 20lbs/9kg (LT369), 25lbs/11kg (LT374), 20lbs/9kg (LT393)

Handblown glass production results in variation in dimensions, shape, color saturation, color tint, and imperfections such as small bubbles. This is part of SkLO design intent

Made in the Czech Republic

LT369 [---][--] 4.5"/110mm sphere glass  
LT374 [---][--] 7"/180mm sphere glass  
LT393 [---][--] 6"/150mm ellipsoid glass

Dipped Glass colors

- Clear [CLR]
- New Blue [NBL]
- Olivin [OLV]
- Smoke [SMK]
- White [WHT]

Textured Glass colors

- Clear [TCL]
- Neutral Gray [NGT]
- Steel Blue [TSB]
- Whiskey [TWS]

Metal finishes

- Dark Oxidized [DX]
- Brushed Brass [BB]
- Brushed Nickel [BN]
- Polished Nickel [PN]

Cord colors

- Black
- Blue
- Gold
- Gray





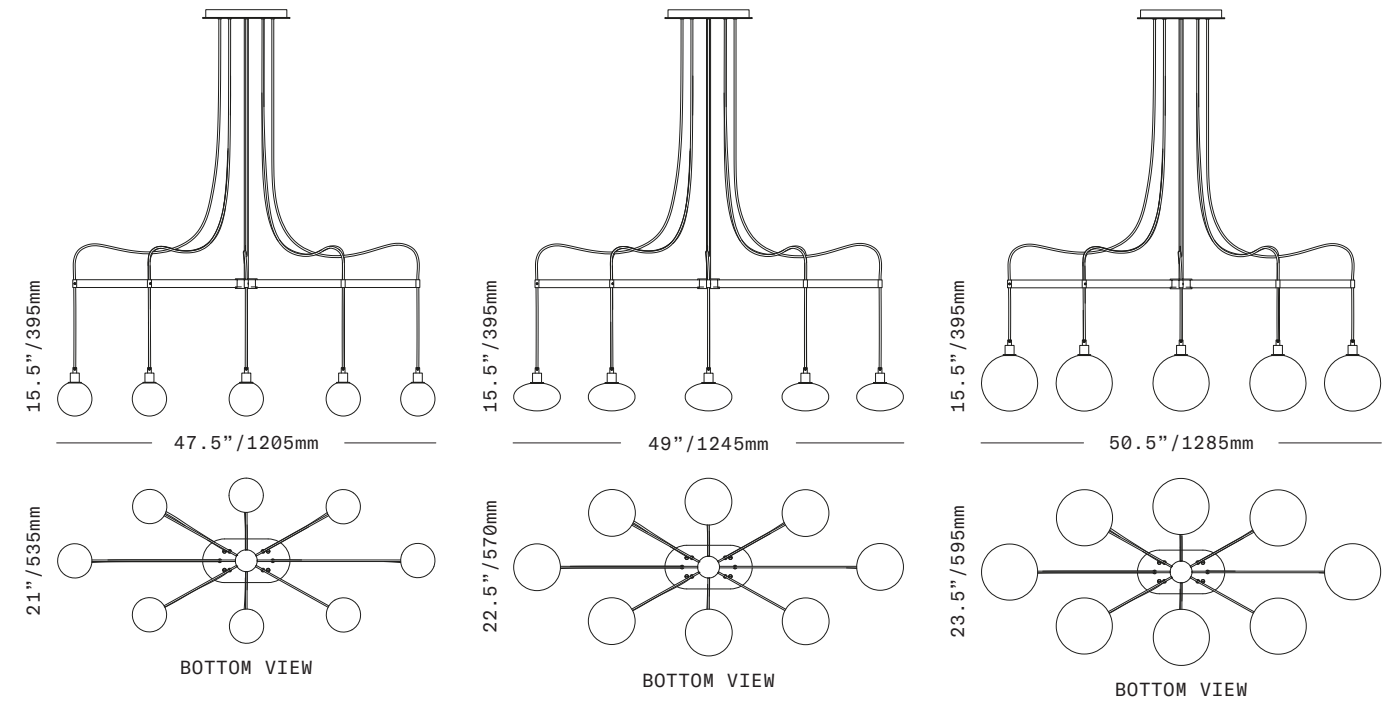
# SkLO

## Drape Arm 8

CHANDELIER



DRAPE ARM 8 CHANDELIER  
Shown in 4.5"/110mm smoke dipped glass, dark oxidized metal finish, black cord



cULus IP20

The Drape Arm 8 Chandelier consists of 8 individual pendants suspended in an oval pattern from an 8-spoke brass armature suspended in turn by a rigid brass stem. The glass diffusers are available in three shapes and in both "dipped" glass, featuring the SkLO double-dipped flame-polished mouth and "textured" glass, featuring a soft, frosted finish and subtle sculpted vertical ridges. Each pendant is suspended on a fabric-wrapped electrical cord. The exposed cords drape gracefully from the canopy and are suspended from the ends of the arms.

UL listed suitable for dry and damp locations (US & Canada)

Sockets 120V G9 7W Max (LED bulbs included)

Requires recessed electrical box for installation

Standard canopy does NOT accommodate sloped ceilings or swagging of this light. Other canopy options are available at an additional cost. Visit the Accessories page on our website to see available canopy options and review compatibility

Fixture length:

Fixture includes our field-adjustable Standard Stem Kit (consists of (1) 6"/152mm, (2) 12"/305mm, and (1) 18"/458mm combinable stem sections) – additional Stem Kits are available at additional cost

Our field-adjustable Extended Stem Kit is available at additional cost (consists of (1) 6"/152mm, (1) 12"/305mm, (1) 18"/458mm, (1) 24"/610mm and (1) 36"/915mm combinable stem sections)

Custom cut-to-order stems (not field-adjustable) available – requires specified OAL (overall drop length) – minimum OAL 24"/605mm. Lengths over 66"/1675mm available at additional cost

See Drape Arm Chandeliers Specification Guide for ordering of other than the “standard composition” of this light

Fixture weights (approximate): 25lbs/11kg (LT376), 30lbs/14kg (LT377), 25lbs/11kg (LT394)

Handblown glass production results in variation in dimensions, shape, color saturation, color tint, and imperfections such as small bubbles. This is part of SkLO design intent

Made in the Czech Republic

LT376 [---][--] 4.5"/110mm sphere glass  
LT377 [---][--] 7"/180mm sphere glass  
LT394 [---][--] 6"/150mm ellipsoid glass

Dipped Glass colors

- ☐ Clear [CLR]
- ☐ New Blue [NBL]
- ☐ Olivin [OLV]
- ☐ Smoke [SMK]
- ☐ White [WHT]

Textured Glass colors

- ☐ Clear [TCL]
- ☐ Neutral Gray [NGT]
- ☐ Steel Blue [TSB]
- ☐ Whiskey [TWS]

Metal finishes

- ☐ Dark Oxidized [DX]
- ☐ Brushed Brass [BB]
- ☐ Brushed Nickel [BN]
- ☐ Polished Nickel [PN]

Cord colors

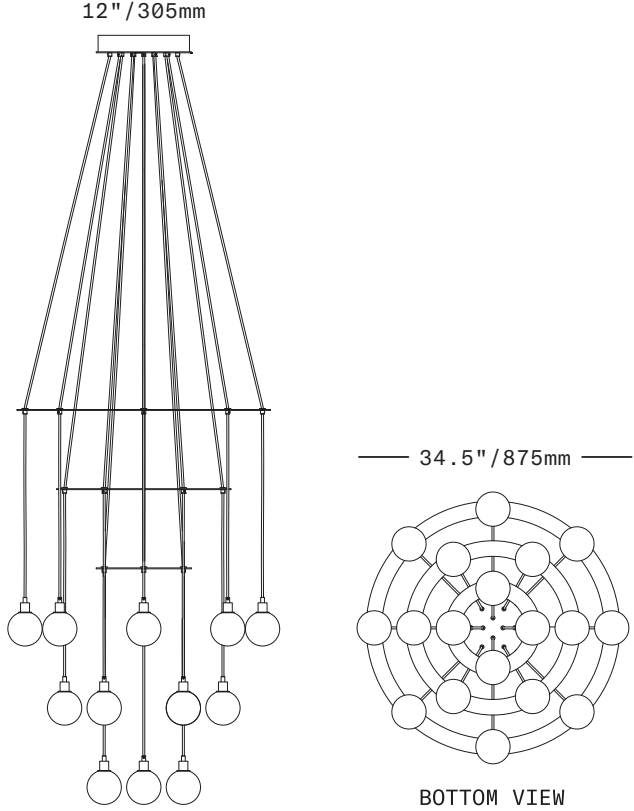
- ☐ Black
- ☐ Blue
- ☐ Gold
- ☐ Gray



SkLO  
Drape Circle 18  
CHANDELIER



DRAPE CIRCLE 28 CHANDELIER  
Shown in white dipped glass, dark oxidized metal finish, black cord



The Drape Circle 18 Chandelier consists of 18 individual pendants gathered and supported by a series of three brass rings. Each pendant features a 4.5"/110mm diameter diffuser of handblown Czech glass suspended on a fabric-wrapped electrical cord. The cords pass through the rings and support the rings. The glass diffusers are available in both "dipped" glass, featuring the SkLO double-dipped flame-polished mouth and "textured" glass, featuring a soft, frosted finish and subtle sculpted vertical ridges. Cord lengths are field adjustable. Multiple compositions possible – see the installation instructions for dimensions and information on the SkLO standard composition of this fixture.

UL listed suitable for dry and damp locations (US & Canada)	LT285 [---][--]	Drape Circle 18 Chandelier
Sockets 120V G9 7W Max (LED bulbs included)	Dipped Glass colors	<div><div></div> Clear [CLR]</div> <div><div></div> New Blue [NBL]</div> <div><div></div> Olivin [OLV]</div> <div><div></div> Smoke [SMK]</div> <div><div></div> White [WHT]</div>
Requires recessed electrical box for installation	Textured Glass colors	<div><div></div> Clear [TCL]</div> <div><div></div> Neutral Gray [NGT]</div> <div><div></div> Steel Blue [TSB]</div> <div><div></div> Whiskey [TWS]</div>
Not recommended for sloped ceilings	Metal finishes	<div><div></div> Dark Oxidized [DX]</div> <div><div></div> Brushed Brass [BB]</div> <div><div></div> Brushed Nickel [BN]</div> <div><div></div> Polished Nickel [PN]</div>
Field assembly + composition during installation is standard – see installation instructions – SkLO will pre-assemble + compose fixture to specification on request (pre-assembled fixtures not field adjustable)	Cord colors	<div><div></div> Black</div> <div><div></div> Blue</div> <div><div></div> Gold</div> <div><div></div> Gray</div>
Standard cord length 120" (3050mm) – field adjustable – longer lengths available at additional cost		
Fixture weight (approximate): 90lbs/41kg		
Handblown glass production results in variation in dimensions, shape, color saturation, color tint, and imperfections such as small bubbles. This is part of SkLO design intent		
Made in the Czech Republic		







DRAPED CIRCLE 28 CHANDELIER  
Project: Private Residence, Copenhagen, Denmark  
Interior Design: Nadia Olive Schnack  
Photography: Lars Gundersen





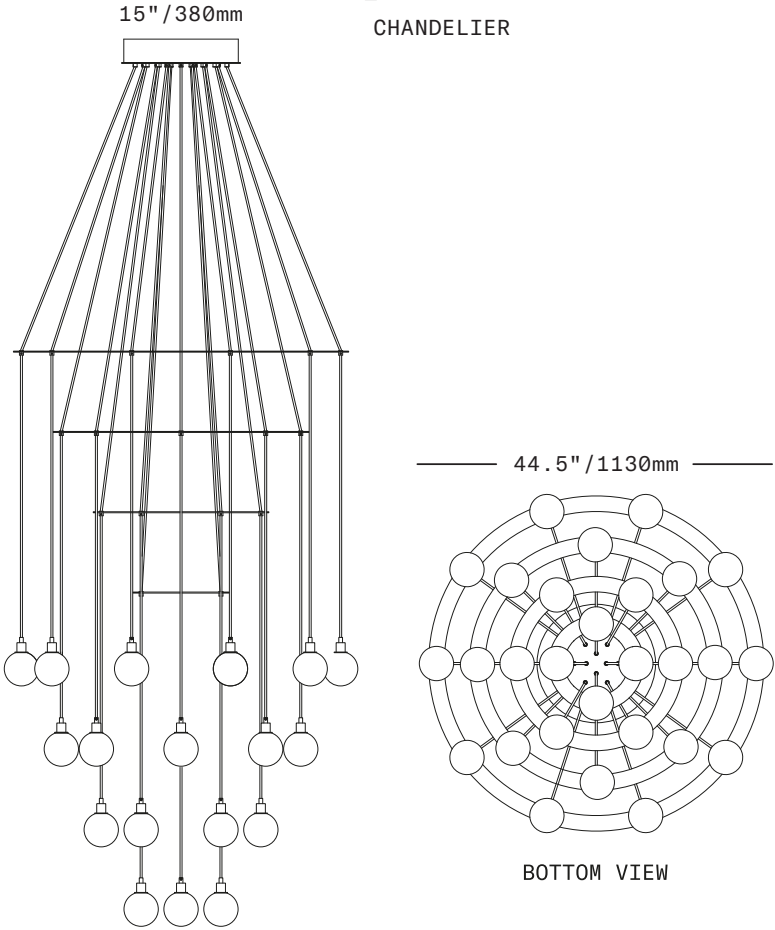


DRAPE CIRCLE 28 CHANDELIER  
Shown in elongated composition (14'4260mm overall drop length) in white dipped glass, dark oxidized metal finish, black cord

# SkLO

## Drape Circle 28

CHANDELIER



The Drape Circle 28 Chandelier consists of 28 individual pendants gathered and supported by a series of tiered brass rings. Each pendant features a 4.5"/110mm diameter diffuser of handblown Czech glass suspended on a fabric-wrapped electrical cord. The cords pass through and are connected to the rings. The glass diffusers are available in both "dipped" glass, featuring the SkLO double-dipped flame-polished mouth and "textured" glass, featuring a soft, frosted finish and subtle sculpted vertical ridges. Cord lengths are field adjustable. Multiple compositions possible – see the installation instructions for dimensions and information on the SkLO standard composition of this fixture.

UL listed suitable for dry and damp locations (US & Canada)

Sockets 120V G9 7W Max (LED bulbs included)

Requires recessed electrical box for installation

Not recommended for sloped ceilings

Field assembly + composition during installation is standard – see installation instructions – SkLO will pre-assemble + compose fixture to specification on request (pre-assembled fixtures not field adjustable)

Standard cord length 120" (3050mm) – field adjustable – longer lengths available at additional cost

Fixture weight (approximate): 180lbs/82kg

Handblown glass production results in variation in dimensions, shape, color saturation, color tint, and imperfections such as small bubbles. This is part of SkLO design intent

Made in the Czech Republic

LT286 [---][--] Drape Circle 28 Chandelier

- |                       |  |
|-----------------------|--|
| Dipped Glass colors   | <ul style="list-style-type: none"><li>○ Clear [CLR]</li><li>● New Blue [NBL]</li><li>● Olivin [OLV]</li><li>● Smoke [SMK]</li><li>○ White [WHT]</li></ul>      |
| Textured Glass colors | <ul style="list-style-type: none"><li>○ Clear [TCL]</li><li>● Neutral Gray [NGT]</li><li>● Steel Blue [TSB]</li><li>● Whiskey [TWS]</li></ul>                  |
| Metal finishes        | <ul style="list-style-type: none"><li>● Dark Oxidized [DX]</li><li>● Brushed Brass [BB]</li><li>● Brushed Nickel [BN]</li><li>○ Polished Nickel [PN]</li></ul> |
| Cord colors           | <ul style="list-style-type: none"><li>● Black</li><li>● Blue</li><li>● Gold</li><li>● Gray</li></ul>   |







DRAPE COMPOSITION 1 PENDANT  
Project: Van der Valk Hotel, Deventer, Netherlands  
Interior Design: Marco Bolderheij  
Photography: Denise Zwijnen



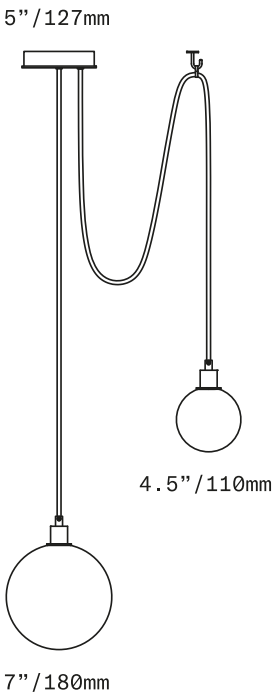


DRAPE COMPOSITION 1 PENDANT  
Shown in white dipped glass, brushed brass metal finish, gold cord

# SkLO

## Drape Composition 1

PENDANT



The Drape Composition 1 is a multi-pendant fixture with 2 pendants suspended from a single canopy. Each pendant is suspended on a fabric-wrapped electrical cord. The center pendant hangs straight down from the canopy and features a 7"/180mm diameter diffuser of handblown glass. The outer pendant is swagged to a ceiling hook (included) and features a smaller, 4.5"/110mm diameter diffuser of handblown glass. The glass diffusers are available in both "dipped" glass, featuring the SkLO double-dipped flame-polished mouth and "textured" glass, featuring a soft, frosted finish and subtle sculpted vertical ridges. Cord lengths are field adjustable.

LT181 [---][--]	Drape Composition 1 Pendant
Dipped Glass colors	<div><div></div> Clear [CLR]</div> <div><div></div> New Blue [NBL]</div> <div><div></div> Olivin [OLV]</div> <div><div></div> Smoke [SMK]</div> <div><div></div> White [WHT]</div>
Textured Glass colors	<div><div></div> Clear [TCL]</div> <div><div></div> Neutral Gray [NGT]</div> <div><div></div> Steel Blue [TSB]</div> <div><div></div> Whiskey [TWS]</div>
Metal finishes	<div><div></div> Dark Oxidized [DX]</div> <div><div></div> Brushed Brass [BB]</div> <div><div></div> Brushed Nickel [BN]</div> <div><div></div> Polished Nickel [PN]</div>
Cord colors	<div><div></div> Black</div> <div><div></div> Blue</div> <div><div></div> Gold</div> <div><div></div> Gray</div>





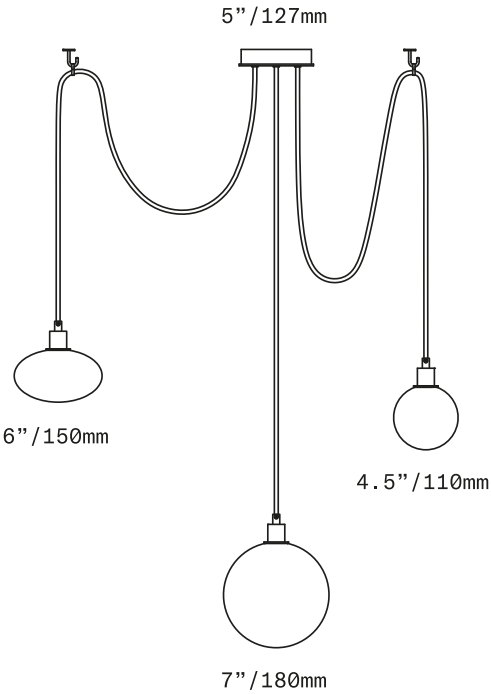
# SkLO

## Drape Composition 2

PENDANT



DRAPE COMPOSITION 2 PENDANT  
Shown in clear dipped glass, dark oxidized metal finish, black cord



cULus IP20

The Drape Composition 2 is a multi-pendant fixture with 3 pendants suspended from a single canopy. Each pendant is suspended on a fabric-wrapped electrical cord. The center pendant hangs straight down from the canopy and features a 7"/180mm diameter sphere of handblown glass. The outer pendants are swagged to ceiling hooks (included) – one features a smaller, 4.5"/110mm diameter sphere of handblown glass and the other a 6"/150mm diameter ellipsoid of handblown glass. The glass diffusers are available in both "dipped" glass, featuring the SkLO double-dipped flame-polished mouth and "textured" glass, featuring a soft, frosted finish and subtle sculpted vertical ridges. Cord lengths are field adjustable.

UL listed suitable for dry and damp locations (US & Canada)

Sockets 120V G9 7W Max (LED bulbs included)

Requires recessed electrical box for installation

Accommodates sloped ceilings

Standard cord length 120" (3050mm) – field adjustable – longer lengths available at additional cost

Fixture weight (approximate): 11lbs/5kg

Handblown glass production results in variation in dimensions, shape, color saturation, color tint, and imperfections such as small bubbles. This is part of SkLO design intent

Made in the Czech Republic

LT182 [--][--] Drape Composition 2 Pendant

- |                       |  |
|-----------------------|--|
| Dipped Glass colors   | <ul style="list-style-type: none"><li>○ Clear [CLR]</li><li>● New Blue [NBL]</li><li>● Olivin [OLV]</li><li>● Smoke [SMK]</li><li>○ White [WHT]</li></ul>      |
| Textured Glass colors | <ul style="list-style-type: none"><li>○ Clear [TCL]</li><li>● Neutral Gray [NGT]</li><li>● Steel Blue [TSB]</li><li>● Whiskey [TWS]</li></ul>                  |
| Metal finishes        | <ul style="list-style-type: none"><li>● Dark Oxidized [DX]</li><li>● Brushed Brass [BB]</li><li>● Brushed Nickel [BN]</li><li>○ Polished Nickel [PN]</li></ul> |
| Cord colors           | <ul style="list-style-type: none"><li>● Black</li><li>● Blue</li><li>● Gold</li><li>● Gray</li></ul>   |





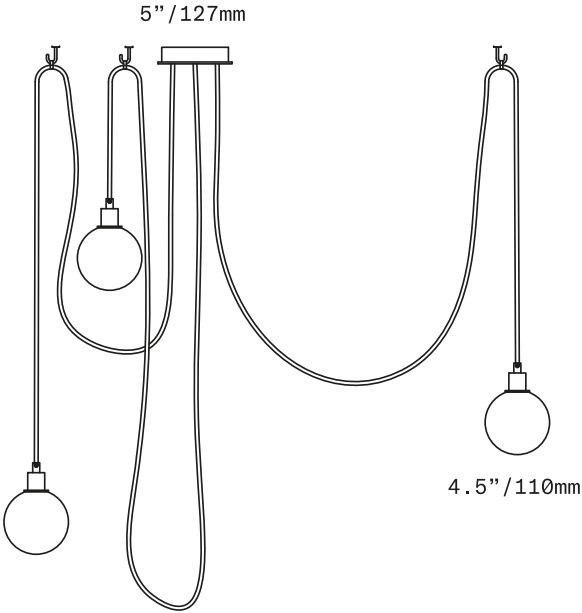


DRAPE HOOK 9 PENDANT  
Shown in olivin dipped glass, brushed brass metal finish, gold cord

# SkLO

## Drape Hook 3

PENDANT



cULus IP20

The Drape Hook 3 Pendant is a multi-pendant fixture featuring diffusers of handblown Czech glass suspended from a single canopy and swagged to ceiling hooks (included). Each pendant is suspended on a fabric-wrapped electrical cord and features a 4.5"/110mm diameter spherical glass diffuser. The glass diffusers are available in both "dipped" glass, featuring the SkLO double-dipped flame-polished mouth and "textured" glass, featuring a soft, frosted finish and subtle sculpted vertical ridges. Cord lengths are field adjustable. Infinite compositions are possible.

- UL listed suitable for dry and damp locations (US & Canada)
- Sockets 120V G9 7W Max (LED bulbs included)
- Requires recessed electrical box for installation
- Accommodates sloped ceilings
- Standard cord length 120" (3050mm) – field adjustable – longer lengths available at additional cost
- Handblown glass production results in variation in dimensions, shape, color saturation, color tint, and imperfections such as small bubbles. This is part of SkLO design intent
- Made in the Czech Republic

- | LT172 [---][--]       | Drape Hook 3 Pendant   |
|-----------------------|--|
| Dipped Glass colors   | <ul style="list-style-type: none"><li>○ Clear [CLR]</li><li>● New Blue [NBL]</li><li>● Olivin [OLV]</li><li>● Smoke [SMK]</li><li>○ White [WHT]</li></ul>      |
| Textured Glass colors | <ul style="list-style-type: none"><li>○ Clear [TCL]</li><li>● Neutral Gray [NGT]</li><li>● Steel Blue [TSB]</li><li>● Whiskey [TWS]</li></ul>                  |
| Metal finishes        | <ul style="list-style-type: none"><li>● Dark Oxidized [DX]</li><li>● Brushed Brass [BB]</li><li>● Brushed Nickel [BN]</li><li>○ Polished Nickel [PN]</li></ul> |
| Cord colors           | <ul style="list-style-type: none"><li>● Black</li><li>● Blue</li><li>● Gold</li><li>● Gray</li></ul>   |

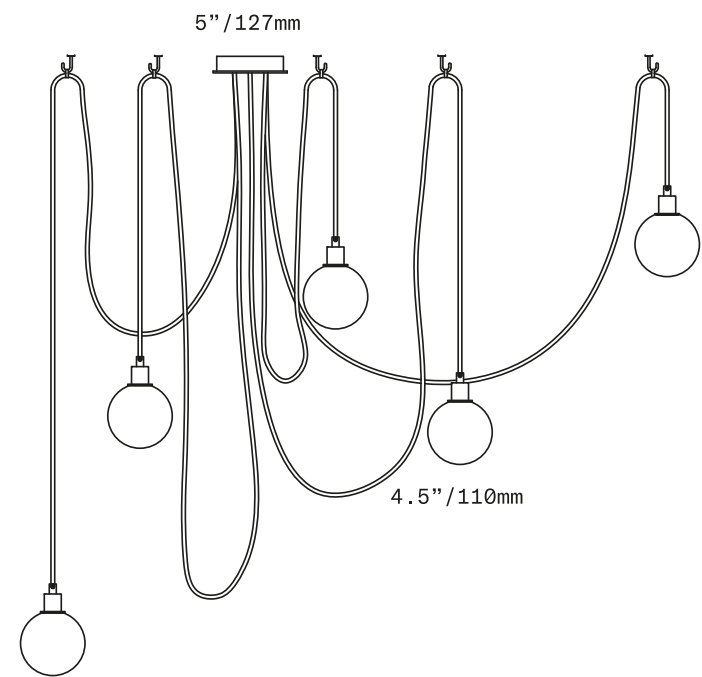




# SkLO

## Drape Hook 5

PENDANT



The Drape Hook 5 Pendant is a multi-pendant fixture featuring diffusers of handblown Czech glass suspended from a single canopy and swagged to ceiling hooks (included). Each pendant is suspended on a fabric-wrapped electrical cord and features a 4.5"/110mm diameter spherical glass diffuser. The glass diffusers are available in both "dipped" glass, featuring the SkLO double-dipped flame-polished mouth and "textured" glass, featuring a soft, frosted finish and subtle sculpted vertical ridges. Cord lengths are field adjustable. Infinite compositions are possible.

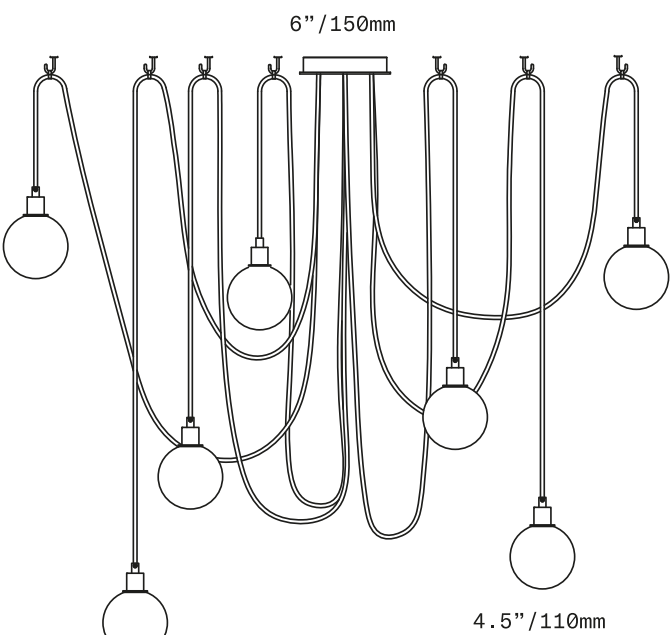
- UL listed suitable for dry and damp locations (US & Canada)
- Sockets 120V G9 7W Max (LED bulbs included)
- Requires recessed electrical box for installation
- Accommodates sloped ceilings
- Standard cord length 120" (3050mm) – field adjustable – longer lengths available at additional cost
- Handblown glass production results in variation in dimensions, shape, color saturation, color tint, and imperfections such as small bubbles. This is part of SkLO design intent
- Made in the Czech Republic

LT174 [---][--]	Drape Hook 5 Pendant
Dipped Glass colors	<div><div></div> Clear [CLR]</div> <div><div></div> New Blue [NBL]</div> <div><div></div> Olivin [OLV]</div> <div><div></div> Smoke [SMK]</div> <div><div></div> White [WHT]</div>
Textured Glass colors	<div><div></div> Clear [TCL]</div> <div><div></div> Neutral Gray [NGT]</div> <div><div></div> Steel Blue [TSB]</div> <div><div></div> Whiskey [TWS]</div>
Metal finishes	<div><div></div> Dark Oxidized [DX]</div> <div><div></div> Brushed Brass [BB]</div> <div><div></div> Brushed Nickel [BN]</div> <div><div></div> Polished Nickel [PN]</div>
Cord colors	<div><div></div> Black</div> <div><div></div> Blue</div> <div><div></div> Gold</div> <div><div></div> Gray</div>

# SkLO

## Drape Hook 7

PENDANT



The Drape Hook 7 Pendant is a multi-pendant fixture featuring diffusers of handblown Czech glass suspended from a single canopy and swagged to ceiling hooks (included). Each pendant is suspended on a fabric-wrapped electrical cord and features a 4.5"/110mm diameter spherical glass diffuser. The glass diffusers are available in both "dipped" glass, featuring the SkLO double-dipped flame-polished mouth and "textured" glass, featuring a soft, frosted finish and subtle sculpted vertical ridges. Cord lengths are field adjustable. Infinite compositions are possible.

- UL listed suitable for dry and damp locations (US & Canada)
- Sockets 120V G9 7W Max (LED bulbs included)
- Requires recessed electrical box for installation
- Accommodates sloped ceilings
- Standard cord length 120" (3050mm) – field adjustable – longer lengths available at additional cost
- Handblown glass production results in variation in dimensions, shape, color saturation, color tint, and imperfections such as small bubbles. This is part of SkLO design intent
- Made in the Czech Republic

LT176 [---][--]	Drape Hook 7 Pendant
Dipped Glass colors	<div><div></div> Clear [CLR]</div> <div><div></div> New Blue [NBL]</div> <div><div></div> Olivin [OLV]</div> <div><div></div> Smoke [SMK]</div> <div><div></div> White [WHT]</div>
Textured Glass colors	<div><div></div> Clear [TCL]</div> <div><div></div> Neutral Gray [NGT]</div> <div><div></div> Steel Blue [TSB]</div> <div><div></div> Whiskey [TWS]</div>
Metal finishes	<div><div></div> Dark Oxidized [DX]</div> <div><div></div> Brushed Brass [BB]</div> <div><div></div> Brushed Nickel [BN]</div> <div><div></div> Polished Nickel [PN]</div>
Cord colors	<div><div></div> Black</div> <div><div></div> Blue</div> <div><div></div> Gold</div> <div><div></div> Gray</div>

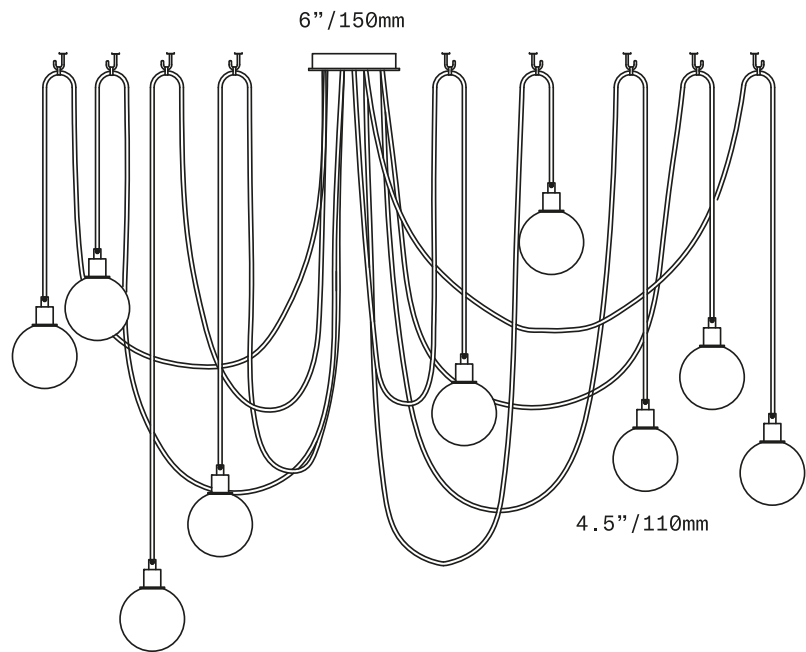




# SkLO

## Drape Hook 9

PENDANT



The Drape Hook 9 Pendant is a multi-pendant fixture featuring diffusers of handblown Czech glass suspended from a single canopy and swagged to ceiling hooks (included). Each pendant is suspended on a fabric-wrapped electrical cord and features a 4.5"/110mm diameter spherical glass diffuser. The glass diffusers are available in both "dipped" glass, featuring the SkLO double-dipped flame-polished mouth and "textured" glass, featuring a soft, frosted finish and subtle sculpted vertical ridges. Cord lengths are field adjustable. Infinite compositions are possible.

UL listed suitable for dry and damp locations (US & Canada)

Sockets 120V G9 7W Max (LED bulbs included)

Requires recessed electrical box for installation

Accommodates sloped ceilings

Standard cord length 120" (3050mm) – field adjustable – longer lengths available at additional cost

Handblown glass production results in variation in dimensions, shape, color saturation, color tint, and imperfections such as small bubbles. This is part of SkLO design intent

Made in the Czech Republic

LT177 [---][--]	Drape Hook 9 Pendant
Dipped Glass colors	<div><div></div> Clear [CLR]</div> <div><div></div> New Blue [NBL]</div> <div><div></div> Olivin [OLV]</div> <div><div></div> Smoke [SMK]</div> <div><div></div> White [WHT]</div>
Textured Glass colors	<div><div></div> Clear [TCL]</div> <div><div></div> Neutral Gray [NGT]</div> <div><div></div> Steel Blue [TSB]</div> <div><div></div> Whiskey [TWS]</div>
Metal finishes	<div><div></div> Dark Oxidized [DX]</div> <div><div></div> Brushed Brass [BB]</div> <div><div></div> Brushed Nickel [BN]</div> <div><div></div> Polished Nickel [PN]</div>
Cord colors	<div><div></div> Black</div> <div><div></div> Blue</div> <div><div></div> Gold</div> <div><div></div> Gray</div>



DRAPE HOOK PENDANT  
Project: Private Residence  
Interior Design: O&A  
Photography: Mikhail Loskutov

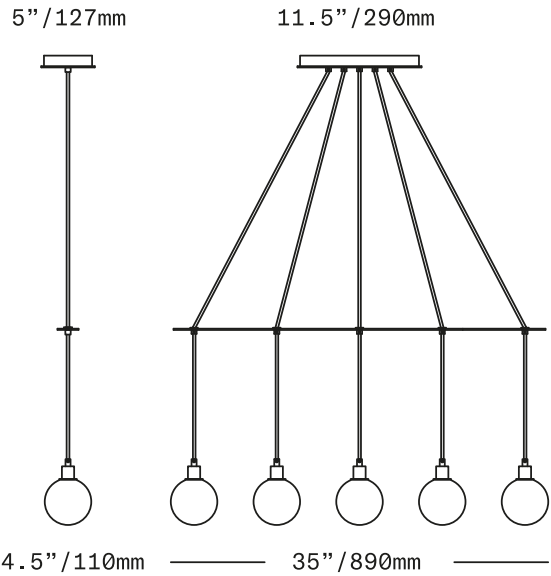




SkLO  
Drape Linear 5  
CHANDELIER



DRAPE LINEAR 7 CHANDELIER  
Shown in white dipped glass, brushed brass metal finish, blue cord



The Drape Linear 5 Chandelier consists of 5 individual pendants gathered into a straight line and supported by a flat brass bar. Each pendant features a 4.5"/110mm diameter diffuser of handblown Czech glass suspended on a fabric-wrapped electrical cord. The cords pass through and are affixed to the bar and are evenly spaced around its length. The glass diffusers are available in both "dipped" glass, featuring the SkLO double-dipped flame-polished mouth and "textured" glass, featuring a soft, frosted finish and subtle sculpted vertical ridges. Cord lengths are field adjustable.

- UL listed suitable for dry and damp locations (US & Canada)
- Sockets 120V G9 7W Max (LED bulbs included)
- Requires recessed electrical box for installation
- Accommodates sloped ceilings
- Standard cord length 120" (3050mm) – field adjustable – longer lengths available at additional cost
- Fixture weight (approximate): 17lbs/8kg
- Handblown glass production results in variation in dimensions, shape, color saturation, color tint, and imperfections such as small bubbles. This is part of SkLO design intent
- Made in the Czech Republic

LT399 [---][--]	Drape Linear 5 Chandelier
Dipped Glass colors	<div><div></div> Clear [CLR]</div> <div><div></div> New Blue [NBL]</div> <div><div></div> Olivin [OLV]</div> <div><div></div> Smoke [SMK]</div> <div><div></div> White [WHT]</div>
Textured Glass colors	<div><div></div> Clear [TCL]</div> <div><div></div> Neutral Gray [NGT]</div> <div><div></div> Steel Blue [TSB]</div> <div><div></div> Whiskey [TWS]</div>
Metal finishes	<div><div></div> Dark Oxidized [DX]</div> <div><div></div> Brushed Brass [BB]</div> <div><div></div> Brushed Nickel [BN]</div> <div><div></div> Polished Nickel [PN]</div>
Cord colors	<div><div></div> Black</div> <div><div></div> Blue</div> <div><div></div> Gold</div> <div><div></div> Gray</div>

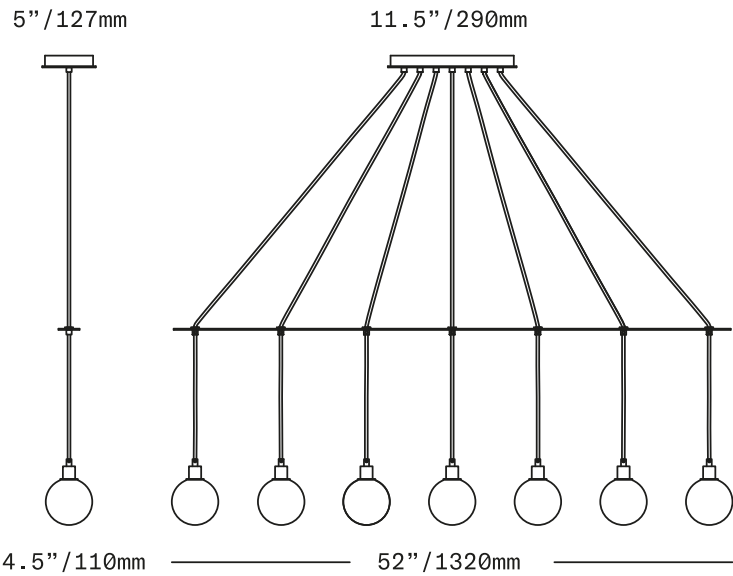




# SkLO

## Drape Linear 7

CHANDELIER



The Drape Linear 7 Chandelier consists of 7 individual pendants gathered into a straight line and supported by a flat brass bar. Each pendant features a 4.5"/110mm diameter diffuser of handblown Czech glass suspended on a fabric-wrapped electrical cord. The cords pass through and are affixed to the bar and are evenly spaced around its length. The glass diffusers are available in both "dipped" glass, featuring the SkLO double-dipped flame-polished mouth and "textured" glass, featuring a soft, frosted finish and subtle sculpted vertical ridges. Cord lengths are field adjustable.

UL listed suitable for dry and damp locations (US & Canada)

Sockets 120V G9 7W Max (LED bulbs included)

Requires recessed electrical box for installation

Accommodates sloped ceilings

Standard cord length 120" (3050mm) – field adjustable – longer lengths available at additional cost

Fixture weight (approximate): 22lbs/10kg

Handblown glass production results in variation in dimensions, shape, color saturation, color tint, and imperfections such as small bubbles. This is part of SkLO design intent

Made in the Czech Republic

LT400 [---][--] Drape Linear 7 Chandelier

Dipped Glass colors

- Clear [CLR]
- New Blue [NBL]
- Olivin [OLV]
- Smoke [SMK]
- White [WHT]

Textured Glass colors

- Clear [TCL]
- Neutral Gray [NGT]
- Steel Blue [TSB]
- Whiskey [TWS]

Metal finishes

- Dark Oxidized [DX]
- Brushed Brass [BB]
- Brushed Nickel [BN]
- Polished Nickel [PN]

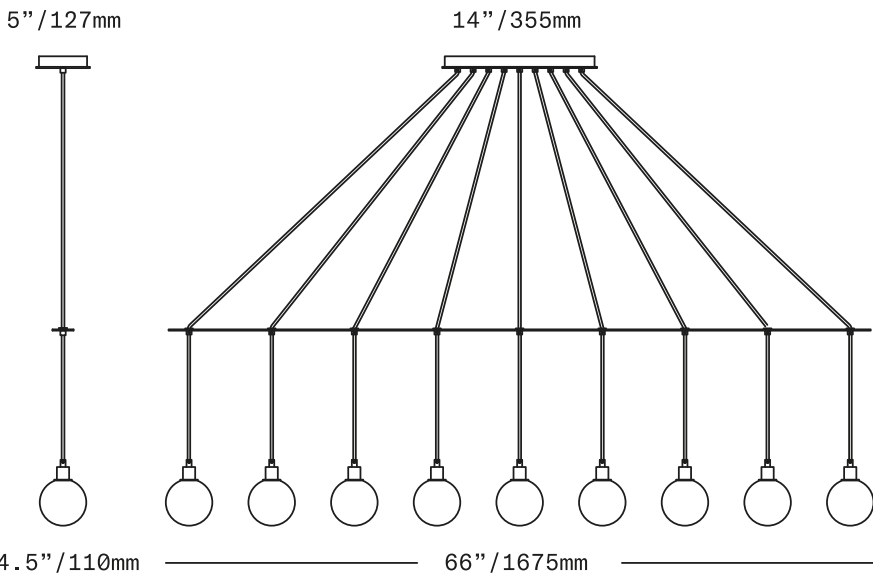
Cord colors

- Black
- Blue
- Gold
- Gray

# SkLO

## Drape Linear 9

CHANDELIER



The Drape Linear 9 Chandelier consists of 9 individual pendants gathered into a straight line and supported by a flat brass bar. Each pendant features a 4.5"/110mm diameter diffuser of handblown Czech glass suspended on a fabric-wrapped electrical cord. The cords pass through and are affixed to the bar and are evenly spaced around its length. The glass diffusers are available in both "dipped" glass, featuring the SkLO double-dipped flame-polished mouth and "textured" glass, featuring a soft, frosted finish and subtle sculpted vertical ridges. Cord lengths are field adjustable.

UL listed suitable for dry and damp locations (US & Canada)

Sockets 120V G9 7W Max (LED bulbs included)

Requires recessed electrical box for installation

Accommodates sloped ceilings

Standard cord length 120" (3050mm) – field adjustable – longer lengths available at additional cost

Fixture weight (approximate): 27lbs/12kg

Handblown glass production results in variation in dimensions, shape, color saturation, color tint, and imperfections such as small bubbles. This is part of SkLO design intent

Made in the Czech Republic

LT401 [---][--] Drape Linear 9 Chandelier

Dipped Glass colors

- Clear [CLR]
- New Blue [NBL]
- Olivin [OLV]
- Smoke [SMK]
- White [WHT]

Textured Glass colors

- Clear [TCL]
- Neutral Gray [NGT]
- Steel Blue [TSB]
- Whiskey [TWS]

Metal finishes

- Dark Oxidized [DX]
- Brushed Brass [BB]
- Brushed Nickel [BN]
- Polished Nickel [PN]

Cord colors

- Black
- Blue
- Gold
- Gray

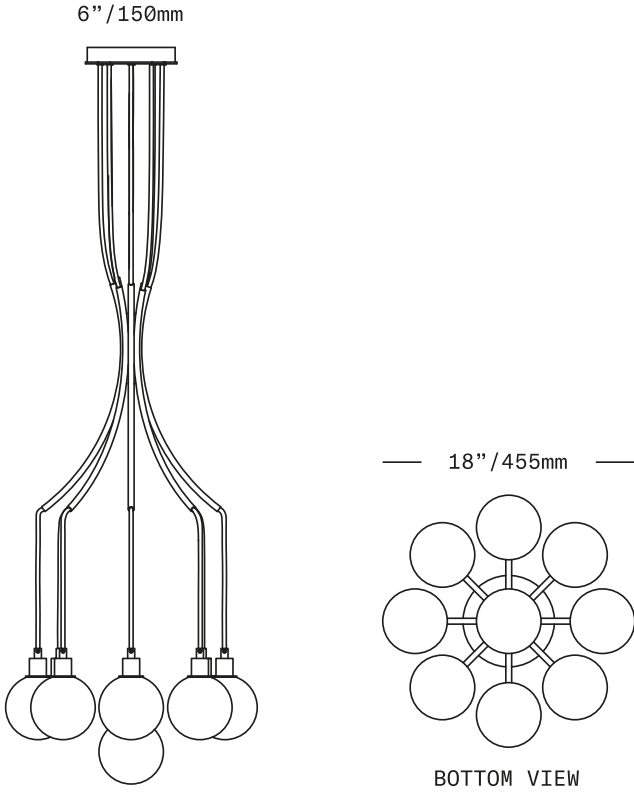




SkLO  
Drape Skirt 9  
CHANDELIER



DRAPE SKIRT 9 CHANDELIER  
Shown in white dipped glass, brushed brass metal finish, blue cord



The Drape Skirt 9 Chandelier consists of 9 individual pendants gathered and supported by a central brass “skirt” structure. Each pendant features a 4.5”/110mm diameter diffuser of handblown Czech glass suspended on a fabric-wrapped electrical cord. The cords pass through the tubes of the “skirt”, and the slight friction created by the cord passing through the bent tubing holds the “skirt” in place. The “skirt” element can be located anywhere along the length of the fixture/cords. The glass diffusers are available in both "dipped" glass, featuring the SkLO double-dipped flame-polished mouth and "textured" glass, featuring a soft, frosted finish and subtle sculpted vertical ridges. Cord lengths are field adjustable.

UL listed suitable for dry and damp locations (US & Canada)

Sockets 120V G9 7W Max (LED bulbs included)

Requires recessed electrical box for installation

Accommodates sloped ceilings

Standard cord length 120" (3050mm) – field adjustable – longer lengths available at additional cost

Fixture weight (approximate): 25lbs/11kg

Handblown glass production results in variation in dimensions, shape, color saturation, color tint, and imperfections such as small bubbles. This is part of SkLO design intent

Made in the Czech Republic

LT295 [---][--]	Drape Skirt 9 Chandelier
Dipped Glass colors	<div><div></div> Clear [CLR]</div> <div><div></div> New Blue [NBL]</div> <div><div></div> Olivin [OLV]</div> <div><div></div> Smoke [SMK]</div> <div><div></div> White [WHT]</div>
Textured Glass colors	<div><div></div> Clear [TCL]</div> <div><div></div> Neutral Gray [NGT]</div> <div><div></div> Steel Blue [TSB]</div> <div><div></div> Whiskey [TWS]</div>
Metal finishes	<div><div></div> Dark Oxidized [DX]</div> <div><div></div> Brushed Brass [BB]</div> <div><div></div> Brushed Nickel [BN]</div> <div><div></div> Polished Nickel [PN]</div>
Cord colors	<div><div></div> Black</div> <div><div></div> Blue</div> <div><div></div> Gold</div> <div><div></div> Gray</div>







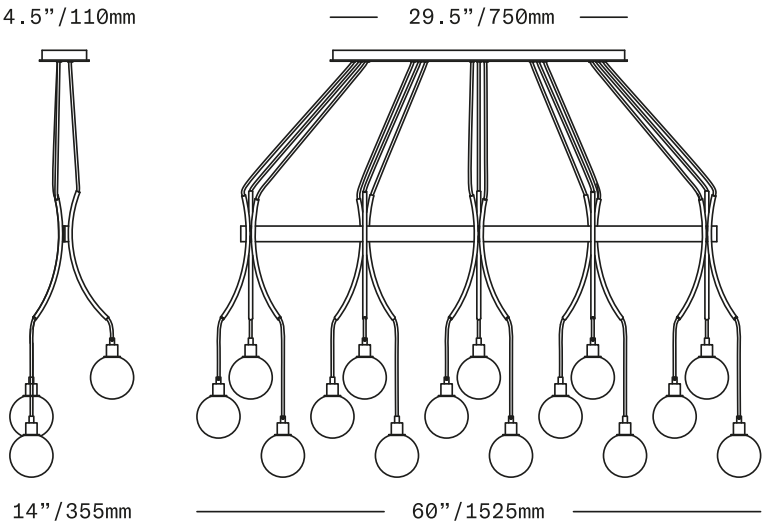
DRAPE SKIRT 15 CHANDELIER  
Project: Kanoun Pâtisseries, Paris, France  
Architect: Vincent Eschallier  
Interior Design: Diane de Kergal  
Photography: Nicolas Matheus



SkLO  
Drape Skirt 15  
CHANDELIER



DRAPE SKIRT 15 CHANDELIER  
Shown in white dipped glass, brushed brass metal finish, black cord



The Drape Skirt 15 Chandelier consists of 15 individual pendants gathered into 5 groups of 3 and supported by a series of 5 brass “skirt” structures along the length of a brass bar. The brass “skirts” attach to the bar by a series of simple slotted connections, allowing the “skirts” to hold the bar with the slight friction of the cords passing through the smooth brass tubes of the “skirts”. Each pendant features a 4.5”/110mm diameter diffuser of handblown Czech glass suspended on a fabric-wrapped electrical cord. The cords pass through and are affixed to the bar and are evenly spaced around its length. The glass diffusers are available in both "dipped" glass, featuring the SkLO double-dipped flame-polished mouth and "textured" glass, featuring a soft, frosted finish and subtle sculpted vertical ridges. Cord lengths are field adjustable.

UL listed suitable for dry and damp locations (US & Canada)

Sockets 120V G9 7W Max (LED bulbs included)

Requires recessed electrical box for installation

Not recommended for sloped ceilings

Standard cord length 120" (3050mm) – field adjustable – longer lengths available at additional cost

Fixture weight (approximate): 50lbs/23kg

Handblown glass production results in variation in dimensions, shape, color saturation, color tint, and imperfections such as small bubbles. This is part of SkLO design intent

Made in the Czech Republic

LT290 [---][--]	Drape Skirt 15 Chandelier
Dipped Glass colors	<div><div></div> Clear [CLR]</div> <div><div></div> New Blue [NBL]</div> <div><div></div> Olivin [OLV]</div> <div><div></div> Smoke [SMK]</div> <div><div></div> White [WHT]</div>
Textured Glass colors	<div><div></div> Clear [TCL]</div> <div><div></div> Neutral Gray [NGT]</div> <div><div></div> Steel Blue [TSB]</div> <div><div></div> Whiskey [TWS]</div>
Metal finishes	<div><div></div> Dark Oxidized [DX]</div> <div><div></div> Brushed Brass [BB]</div> <div><div></div> Brushed Nickel [BN]</div> <div><div></div> Polished Nickel [PN]</div>
Cord colors	<div><div></div> Black</div> <div><div></div> Blue</div> <div><div></div> Gold</div> <div><div></div> Gray</div>

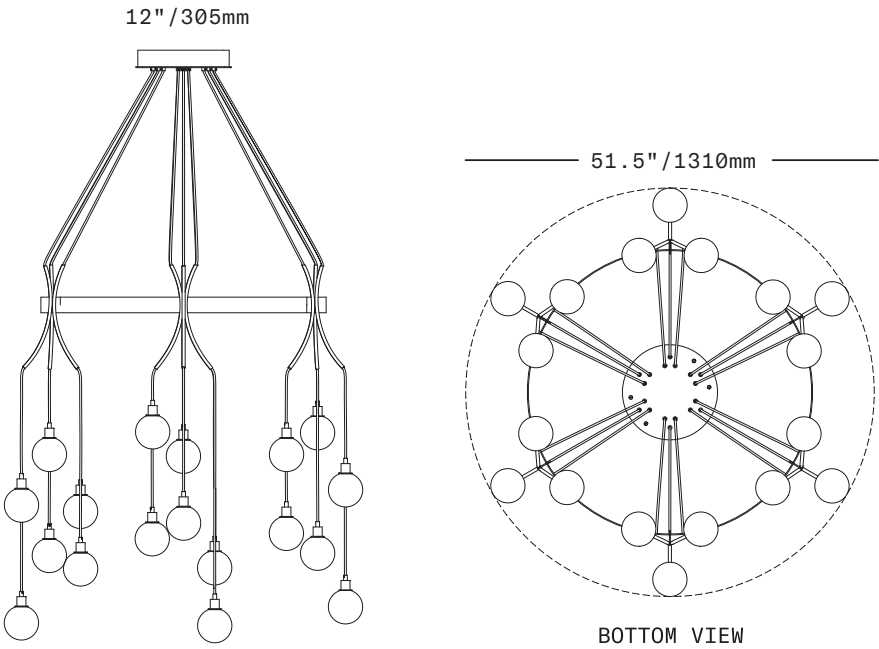




SkLO  
Drape Skirt 18  
CHANDELIER



DRAPE SKIRT 18 CHANDELIER  
Shown in white dipped glass, brushed brass metal finish, black cord



The Drape Skirt 18 Chandelier consists of 18 individual pendants gathered into 6 groups of 3 and supported by a series of 6 brass “skirt” structures arranged around the circumference of a brass ring. The brass “skirts” attach to the ring by a series of simple slotted connections, allowing the “skirts” to hold the ring with the slight friction of the cords passing through the smooth brass tubes of the “skirts”. Each pendant features a 4.5”/110mm diameter diffuser of handblown Czech glass suspended on a fabric-wrapped electrical cord. The glass diffusers are available in both "dipped" glass, featuring the SkLO double-dipped flame-polished mouth and "textured" glass, featuring a soft, frosted finish and subtle sculpted vertical ridges. Cord lengths are field adjustable.

- UL listed suitable for dry and damp locations (US & Canada)
- Sockets 120V G9 7W Max (LED bulbs included)
- Requires recessed electrical box for installation
- Not recommended for sloped ceilings
- Standard cord length 120" (3050mm) – field adjustable – longer lengths available at additional cost
- Fixture weight (approximate): 65lbs/30kg
- Handblown glass production results in variation in dimensions, shape, color saturation, color tint, and imperfections such as small bubbles. This is part of SkLO design intent
- Made in the Czech Republic

LT293 [---][--]	Drape Skirt 18 Chandelier
Dipped Glass colors	<div><div></div> Clear [CLR]</div> <div><div></div> New Blue [NBL]</div> <div><div></div> Olivin [OLV]</div> <div><div></div> Smoke [SMK]</div> <div><div></div> White [WHT]</div>
Textured Glass colors	<div><div></div> Clear [TCL]</div> <div><div></div> Neutral Gray [NGT]</div> <div><div></div> Steel Blue [TSB]</div> <div><div></div> Whiskey [TWS]</div>
Metal finishes	<div><div></div> Dark Oxidized [DX]</div> <div><div></div> Brushed Brass [BB]</div> <div><div></div> Brushed Nickel [BN]</div> <div><div></div> Polished Nickel [PN]</div>
Cord colors	<div><div></div> Black</div> <div><div></div> Blue</div> <div><div></div> Gold</div> <div><div></div> Gray</div>







FLOAT 1.0 PENDANT  
Project: Kanoun Patisserie, Paris, France  
Architect: Vincent Eschaller  
Interior Design: Diane de Kergal  
Photography: Nicolas Matheus





ELIZABETH I PENDANT  
Shown in pastel green/pine tree green glass, brushed brass metal finish

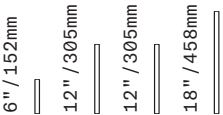
# SkLO

## Elizabeth I

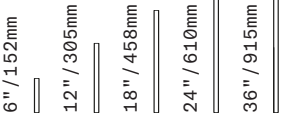
PENDANT

SkLO + AvroKO

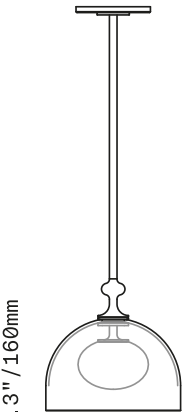
Standard Stem Kit  
48" / 1220mm



Extended Stem Kit  
96" / 2440mm



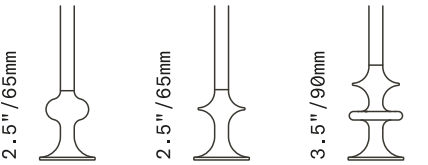
5" / 125mm



6.3" / 160mm

9" / 230mm

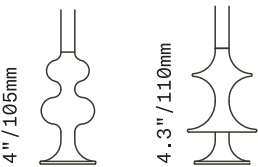
Profile options:



Profile 1

Profile 2

Profile 3



Profile 4

Profile 5



The Elizabeth lighting series combines glass shapes of different geometries within an outer transparent glass dome. The pendant stem transitions above the glass into a decorative metal profile. The Elizabeth I Pendant combines an inner lit, opaque ellipsoid diffuser with its outer transparent glass dome. Available in multiple profile options, glass color combinations, and brass hardware finishes. Part of the SkLO + AvroKO collection – a collaboration between SkLO and the AvroKO Partners.

UL listed suitable for dry and damp locations (US & Canada)

Socket 120V G9 7W Max (LED bulb included)

Requires recessed electrical box for installation

Standard canopy does NOT accommodate sloped ceilings or swagging of this light. Other canopy options are available at an additional cost. Visit the Accessories page on our website to see available canopy options and review compatibility

This fixture is compatible with one or more of SkLO customizable multi-pendant canopy systems. Visit the Accessories page on our website to see available systems and review compatibility

Fixture length:

Fixture includes our field-adjustable Standard Stem Kit (consists of (1) 6"/152mm, (2) 12"/305mm, and (1) 18"/458mm combinable stem sections) – additional Stem Kits are available at additional cost

Our field-adjustable Extended Stem Kit is available at additional cost (consists of (1) 6"/152mm, (1) 12"/305mm, (1) 18"/458mm, (1) 24"/610mm and (1) 36"/915mm combinable stem sections)

Custom cut-to-order stems (not field-adjustable) available – requires specified OAL (overall drop length) – minimum OAL 16"/415mm. Lengths over 58"/1485mm available at additional cost

Fixture weight (approximate): 9lbs/4kg

Handblown glass production results in variation in dimensions, shape, color saturation, color tint, and imperfections such as small bubbles. This is part of SkLO design intent

Made in the Czech Republic

LT621 [-----][--]  
LT622 [-----][--]  
LT623 [-----][--]  
LT624 [-----][--]  
LT625 [-----][--]

Profile 1  
Profile 2  
Profile 3  
Profile 4  
Profile 5

Glass colors  
● Light Beige/Olivin [LBEOLV]  
● Pastel Green/Pine Tree Green [PAGPTG]  
● White/Smoke [WHTSMK]

Metal finishes  
● Antique Brass [AB]  
● Dark Oxidized [DX]  
● Brushed Brass [BB]







ELIZABETH II PENDANT  
Shown in light beige/olivine glass, brushed brass metal finish

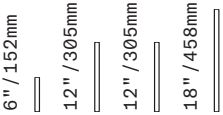
# SkLO

## Elizabeth II

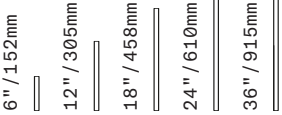
PENDANT

SkLO + AvroKO

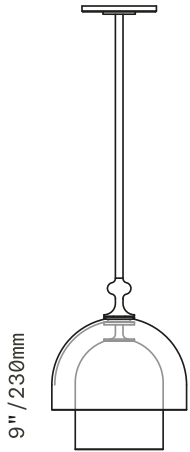
Standard Stem Kit  
48" / 1220mm



Extended Stem Kit  
96" / 2440mm

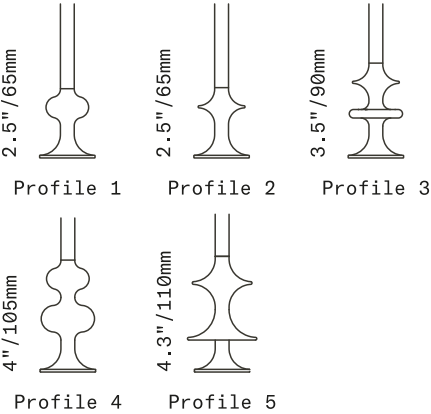


5" / 125mm



9" / 230mm

Profile options:



The Elizabeth lighting series combines glass shapes of different geometries within an outer transparent glass dome. The pendant stem transitions above the glass into a decorative metal profile. The Elizabeth II Pendant pairs a smaller elongated inner dome of lit opaque glass with its larger outer transparent glass dome. Available in multiple profile options, glass color combinations, and brass hardware finishes. Part of the SkLO + AvroKO collection – a collaboration between SkLO and the AvroKO Partners.

UL listed suitable for dry and damp locations (US & Canada)

Socket 120V G9 7W Max (LED bulb included)

Requires recessed electrical box for installation

Standard canopy does NOT accommodate sloped ceilings or swagging of this light. Other canopy options are available at an additional cost. Visit the Accessories page on our website to see available canopy options and review compatibility

This fixture is compatible with one or more of SkLO customizable multi-pendant canopy systems. Visit the Accessories page on our website to see available systems and review compatibility

Fixture length:

Fixture includes our field-adjustable Standard Stem Kit (consists of (1) 6"/152mm, (2) 12"/305mm, and (1) 18"/458mm combinable stem sections) – additional Stem Kits are available at additional cost

Our field-adjustable Extended Stem Kit is available at additional cost (consists of (1) 6"/152mm, (1) 12"/305mm, (1) 18"/458mm, (1) 24"/610mm and (1) 36"/915mm combinable stem sections)

Custom cut-to-order stems (not field-adjustable) available – requires specified OAL (overall drop length) – minimum OAL 19"/480mm. Lengths over 61"/1550mm available at additional cost

Fixture weight (approximate): 10lbs/5kg

Handblown glass production results in variation in dimensions, shape, color saturation, color tint, and imperfections such as small bubbles. This is part of SkLO design intent

Made in the Czech Republic

LT616 [-----][--]  
LT617 [-----][--]  
LT618 [-----][--]  
LT619 [-----][--]  
LT620 [-----][--]

Profile 1  
Profile 2  
Profile 3  
Profile 4  
Profile 5

Glass colors  
● Light Beige/Olivine [LBEOLV]  
● Pastel Green/Pine Tree Green [PAGPTG]  
● White/Smoke [WHTSMK]

Metal finishes  
● Antique Brass [AB]  
● Dark Oxidized [DX]  
● Brushed Brass [BB]

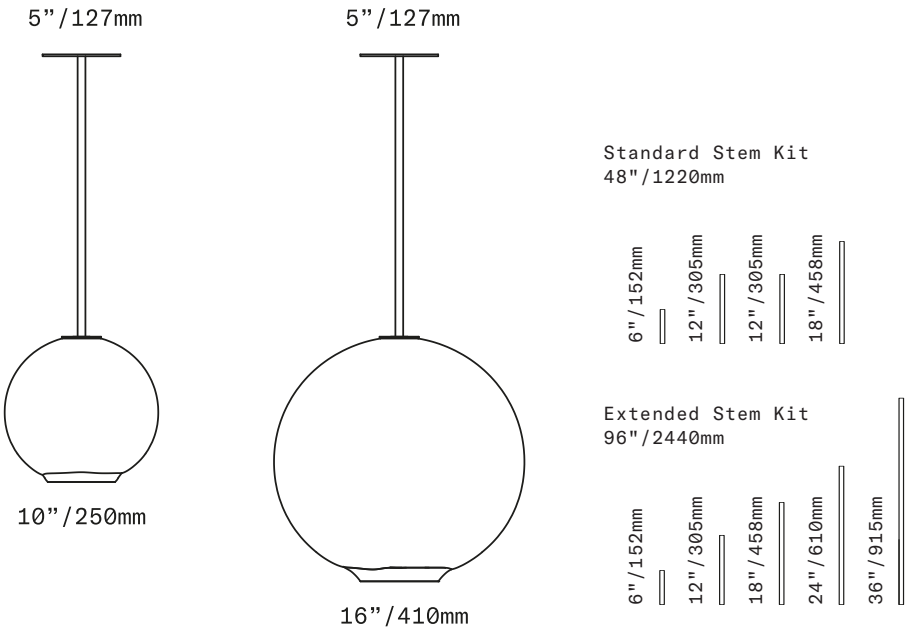




SkLO  
Float 1.0  
PENDANT



FLOAT 1.0 PENDANT  
Shown in smoke glass, brushed brass metal finish



Spheres of lit handblown glass suspended on brass tube stems, the Float 1.0 Pendants are both simple and elegant. The openings at the bottom of the glass feature an organic, layered detail where we dip the spheres twice into the molten glass during production. The lip of the opening is then cut and polished smooth. These details express their handmade nature without sacrificing their minimal feel. Available in two sizes.

UL listed suitable for dry and damp locations (US & Canada)  
Socket 120V E26 60W Max (LED bulb included)  
Requires recessed electrical box for installation

Standard canopy does NOT accommodate sloped ceilings or swagging of this light. Other canopy options are available at an additional cost. Visit the Accessories page on our website to see available canopy options and review compatibility

This fixture is compatible with one or more of SkLO customizable multi-pendant canopy systems. Visit the Accessories page on our website to see available systems and review compatibility

Fixture length:

Fixture includes our field-adjustable Standard Stem Kit (consists of (1) 6"/152mm, (2) 12"/305mm, and (1) 18"/458mm combinable stem sections) – additional Stem Kits are available at additional cost

Our field-adjustable Extended Stem Kit is available at additional cost (consists of (1) 6"/152mm, (1) 12"/305mm, (1) 18"/458mm, (1) 24"/610mm and (1) 36"/915mm combinable stem sections)

Custom cut-to-order stems (not field-adjustable) available – requires specified OAL (overall drop length) – minimum OAL 16"/410mm (LT253), 22"/570mm (LT254). Lengths over 58"/1480mm (LT253), 65"/1640mm (LT254) available at additional cost

Fixture weights (approximate): 8lbs/3.5kg (LT253), 15lbs/7kg (LT254)

Handblown glass production results in variation in dimensions, shape, color saturation, color tint, and imperfections such as small bubbles. This is part of SkLO design intent

Made in the Czech Republic

- |                 |  |
|-----------------|--|
| LT253 [---][--] | 10"/250mm glass  |
| LT254 [---][--] | 16"/410mm glass  |
| Glass colors    | <ul style="list-style-type: none"><li>Amber [AMB]</li><li>Clear [CLR]</li><li>Olivin [OLV]</li><li>Smoke [SMK]</li><li>White [WHT]</li></ul>           |
| Metal finishes  | <ul style="list-style-type: none"><li>Dark Oxidized [DX]</li><li>Brushed Brass [BB]</li><li>Brushed Nickel [BN]</li><li>Polished Nickel [PN]</li></ul> |







FLOAT 2.0 LIGHT



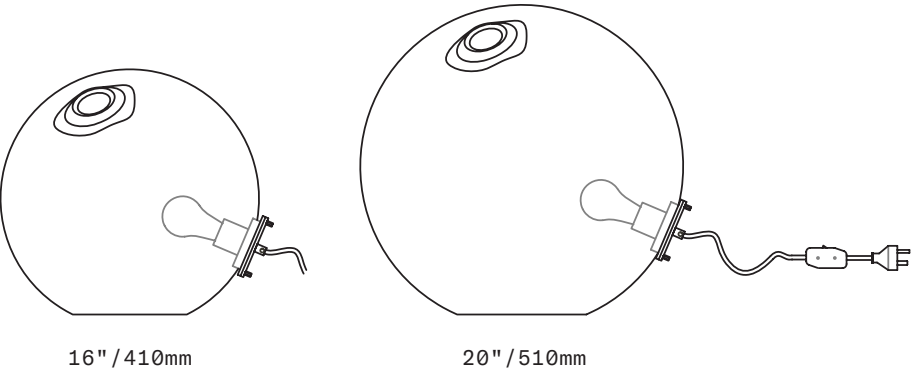


FLOAT 2.0 LIGHT  
Shown in 20"/510mm smoke glass, brushed brass metal finish

# SkLO

## Float 2.0

LIGHT



cULus IP20

Large spheres of handblown Czech glass with a custom brass socket assembly through one side. Each glass sphere is blown by hand without the use of moulds, and so is slightly imperfect in shape. Available in two sizes. Each is broken hot from the blower's pipe and the mouth then fire-polished to create an uncontrollable detail unique to each piece. Two brass thumb screws attach the removable bulb-and-socket from the side of the glass.

UL listed suitable for dry locations only (US & Canada)

Socket 120V E26 7W Max (LED bulb included)

72" (1830mm) black fabric-wrapped cord with in-line switch

Handblown glass production results in variation in dimensions, shape, color saturation, color tint, and imperfections such as small bubbles. This is part of SkLO design intent

Made in the Czech Republic

LT216 [---][--]	16"/410mm glass
LT220 [---][--]	20"/510mm glass
Glass colors	<ul style="list-style-type: none"><li>Amber [AMB]</li><li>Clear [CLR]</li><li>Olivin [OLV]</li><li>Smoke [SMK]</li><li>White [WHT]</li></ul>
Metal finishes	<ul style="list-style-type: none"><li>Dark Oxidized [DX]</li><li>Brushed Brass [BB]</li><li>Brushed Nickel [BN]</li><li>Polished Nickel [PN]</li></ul>







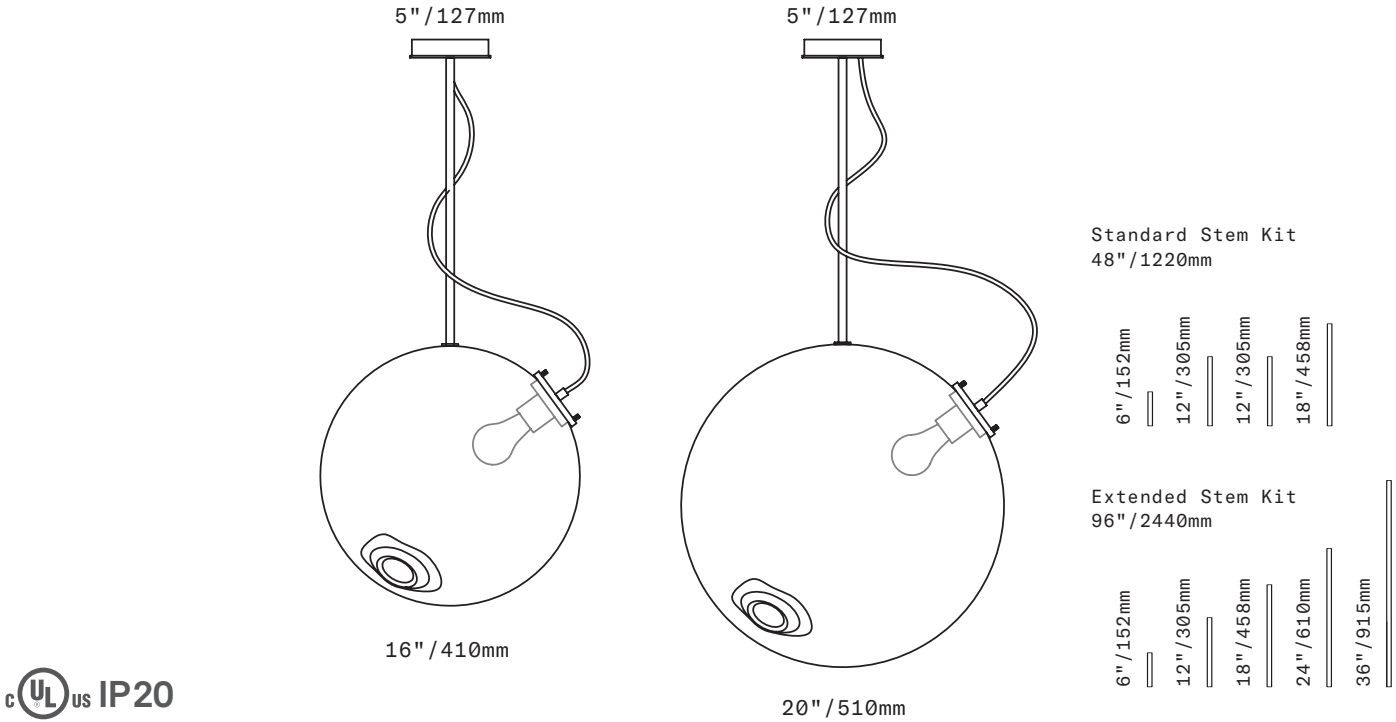
Project: Private Residence  
Interior Design: Zeitgeist Design  
Photography: Tammy Horton

FLOAT 2.0 PENDANT  
Shown in 20"/510mm clear and smoke glass, brushed brass metal finish, black cord

# SkLO

## Float 2.0

PENDANT



cULus IP20

Large spheres of handblown Czech glass suspended on rigid brass stems. A custom brass socket assembly through one side holds the light bulb and is connected to the canopy at the ceiling with a length of exposed fabric-wrapped electrical cord. Each glass sphere is blown by hand without the use of moulds, and so is slightly imperfect in shape. Two brass thumb screws attach the removable bulb-and-socket from the side of the glass.

UL listed suitable for dry and damp locations (US & Canada)

Socket 120V E26 60W Max (LED bulb included)

Requires recessed electrical box for installation

Standard canopy does NOT accommodate sloped ceilings or swagging of this light. Other canopy options are available at an additional cost. Visit the Accessories page on our website to see available canopy options and review compatibility

This fixture is compatible with one or more of SkLO customizable multi-pendant canopy systems. Visit the Accessories page on our website to see available systems and review compatibility

Fixture length:

Fixture includes our field-adjustable Standard Stem Kit (consists of (1) 6"/152mm, (2) 12"/305mm, and (1) 18"/458mm combinable stem sections) – additional Stem Kits are available at additional cost

Our field-adjustable Extended Stem Kit is available at additional cost (consists of (1) 6"/152mm, (1) 12"/305mm, (1) 18"/458mm, (1) 24"/610mm and (1) 36"/915mm combinable stem sections)

Custom cut-to-order stems (not field-adjustable) available – requires specified OAL (overall drop length) – minimum OAL 24"/610mm (LT259), 28"/710mm (LT319). Lengths over 66"/1680mm (LT259), 70"/1780mm (LT319) available at additional cost

Fabric-wrapped electrical cord length will be supplied based on overall drop length specified – field adjustable

Fixture weights (approximate): 16lbs/7kg (LT259), 20lbs/9kg (LT319)

Handblown glass production results in variation in dimensions, shape, color saturation, color tint, and imperfections such as small bubbles. This is part of SkLO design intent

Made in the Czech Republic

LT259 [---][--]  
LT319 [---][--]

16"/410mm glass  
20"/510mm glass

Glass colors

- Amber [AMB]
- Clear [CLR]
- Olivin [OLV]
- Smoke [SMK]
- White [WHT]

Metal finishes

- Dark Oxidized [DX]
- Brushed Brass [BB]
- Brushed Nickel [BN]
- Polished Nickel [PN]

Cord colors

- Black
- Blue
- Gold
- Gray







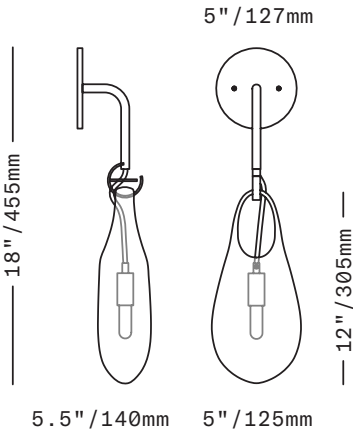
HOLD 18 SCONCE  
Project: Curly's Cove, Bodega Bay, California  
Architect: Lundberg Design  
Photography: Lundberg Design



SkLO  
Hold 12  
SCONCE



HOLD 12 SCONCE  
Shown in white glass, brushed brass metal finish, gray cord



A smaller version of the SkLO Hold Vessel – an expressive glass vessel that appears to stretch from its hook as if molten – serves as a shade on this wall sconce. The socket is suspended from the hook on a fabric-wrapped electrical cord and is loosely suspended within the glass. A removable threaded pin within the brass hook can be used to secure the glass if required.

UL listed suitable for dry and damp locations (US & Canada)	LT267 [---][--]	Hold 12 Sconce
Socket 120V G9 7W Max (LED bulb included)		
Requires recessed electrical box for installation	Glass colors	<div><div></div> Clear [CLR]</div> <div><div></div> Gray [GRY]</div> <div><div></div> New Blue [NBL]</div> <div><div></div> Olivin [OLV]</div> <div><div></div> Smoke [SMK]</div> <div><div></div> White [WHT]</div>
Fixture weight (approximate): 5lbs/2.5kg		
Handblown glass production results in variation in dimensions, shape, color saturation, color tint, and imperfections such as small bubbles. This is part of SkLO design intent	Metal finishes	<div><div></div> Dark Oxidized [DX]</div> <div><div></div> Brushed Brass [BB]</div> <div><div></div> Brushed Nickel [BN]</div> <div><div></div> Polished Nickel [PN]</div>
Made in the Czech Republic	Cord colors	<div><div></div> Black</div> <div><div></div> Blue</div> <div><div></div> Gold</div> <div><div></div> Gray</div>



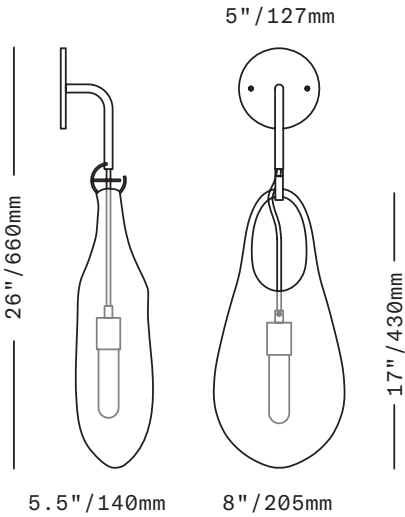




Stylist: Studio Salaris  
Photography: Beppe Brancato

HOLD 18 SCONCE  
Shown in smoke glass, brushed brass metal finish, black cord

SkLO  
Hold 18  
SCONCE



cULus IP20

An expressive glass vessel that appears to stretch from its hook as if molten serves as a shade on this wall sconce. The socket is suspended from the hook on a fabric-wrapped electrical cord and is loosely suspended within the glass. A removable threaded pin within the brass hook can be used to secure the glass if required.

UL listed suitable for dry and damp locations (US & Canada)

Socket 120V E26 60W Max (LED bulb included)

Requires recessed electrical box for installation

Fixture weight (approximate): 7lbs/3kg

Handblown glass production results in variation in dimensions, shape, color saturation, color tint, and imperfections such as small bubbles. This is part of SkLO design intent

Made in the Czech Republic

LT261 [---][--]

Glass colors

Hold 18 Sconce

- Clear [CLR]
- Gray [GRY]
- New Blue [NBL]
- Olivin [OLV]
- Smoke [SMK]
- White [WHT]

Metal finishes

- Dark Oxidized [DX]
- Brushed Brass [BB]
- Brushed Nickel [BN]
- Polished Nickel [PN]

Cord colors

- Black
- Blue
- Gold
- Gray





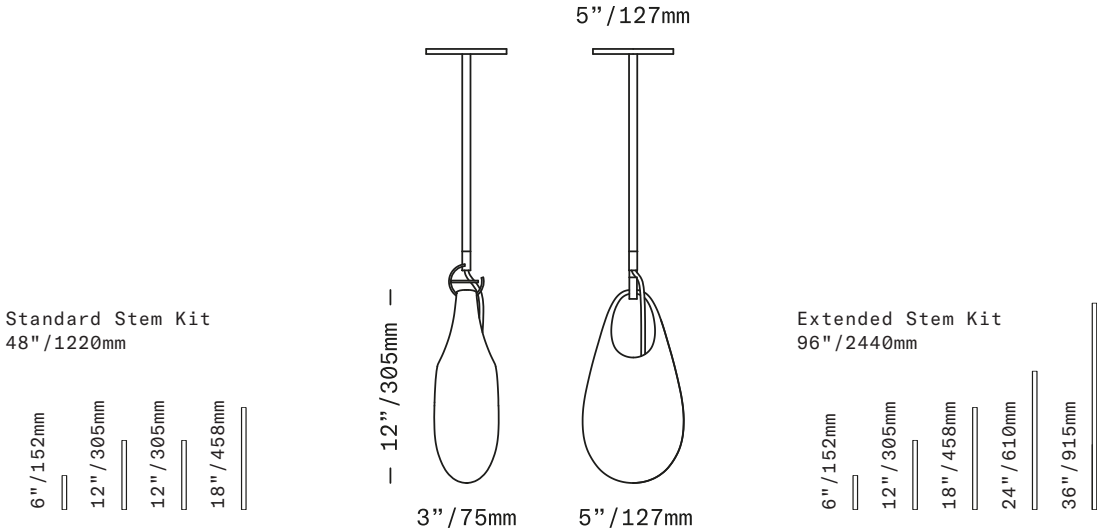


HOLD PENDANT  
Hold 18 in smoke, Hold 12 in olivin, both brushed brass metal finish, black cord

# SkLO

## Hold 12

PENDANT



A smaller version of the SkLO Hold Vessel – an expressive glass vessel that appears to stretch from its hook as if molten – serves as a shade on this pendant. The pendant is suspended on a rigid brass tube stem featuring a custom brass hook at the end. The brass socket is suspended on an exposed, fabric-wrapped electrical cord that exits the tube stem above the hook and suspends the light bulb within the glass.

UL listed suitable for dry and damp locations (US & Canada)

Socket 120V G9 7W Max (LED bulb included)

Requires recessed electrical box for installation

Standard canopy does NOT accommodate sloped ceilings or swagging of this light. Other canopy options are available at an additional cost. Visit the Accessories page on our website to see available canopy options and review compatibility

This fixture is compatible with one or more of SkLO customizable multi-pendant canopy systems. Visit the Accessories page on our website to see available systems and review compatibility

Fixture length:

Fixture includes our field-adjustable Standard Stem Kit (consists of (1) 6"/152mm, (2) 12"/305mm, and (1) 18"/458mm combinable stem sections) – additional Stem Kits are available at additional cost

Our field-adjustable Extended Stem Kit is available at additional cost (consists of (1) 6"/152mm, (1) 12"/305mm, (1) 18"/458mm, (1) 24"/610mm and (1) 36"/915mm combinable stem sections)

Custom cut-to-order stems (not field-adjustable) available – requires specified OAL (overall drop length) – minimum OAL 20"/520mm. Lengths over 63"/1590mm available at additional cost

Fixture weight (approximate): 7lbs/3kg

Handblown glass production results in variation in dimensions, shape, color saturation, color tint, and imperfections such as small bubbles. This is part of SkLO design intent

Made in the Czech Republic

LT264 [- -][- -]	Hold 12 Pendant
Glass colors	<input type="radio"/> Clear [CLR] <input type="radio"/> Gray [GRY] <input checked="" type="radio"/> New Blue [NBL] <input type="radio"/> Olivin [OLV] <input type="radio"/> Smoke [SMK] <input type="radio"/> White [WHT]
Metal finishes	<input checked="" type="radio"/> Dark Oxidized [DX] <input type="radio"/> Brushed Brass [BB] <input type="radio"/> Brushed Nickel [BN] <input type="radio"/> Polished Nickel [PN]
Cord colors	<input checked="" type="radio"/> Black <input type="radio"/> Blue <input type="radio"/> Gold <input type="radio"/> Gray







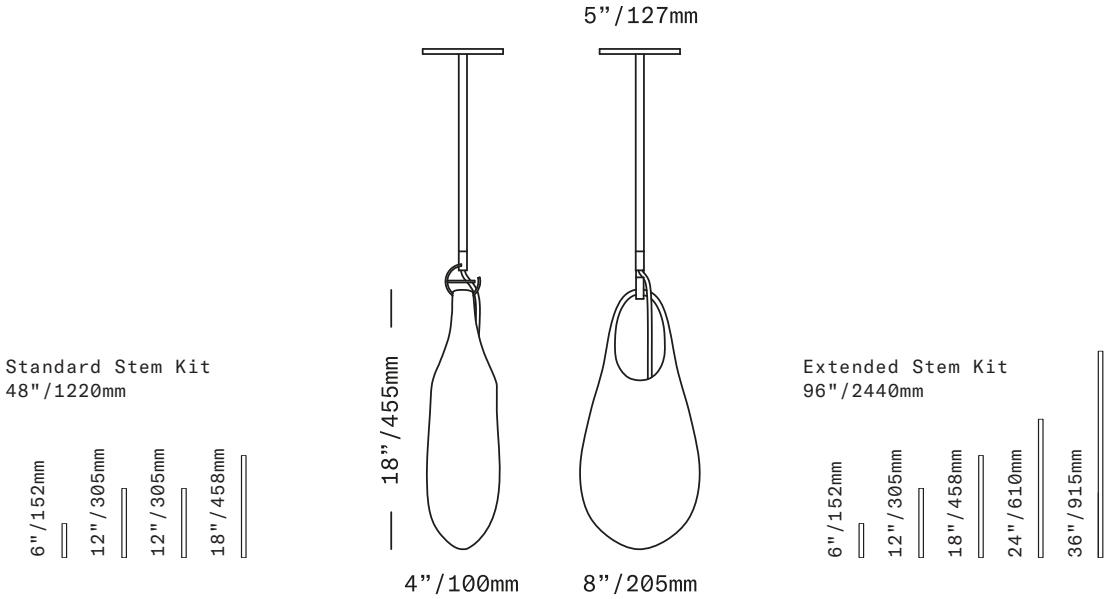
Project: Private Residence, Miami, Florida  
Interior Design: Miguel Lewis  
Photography: Kris Tamburello

HOLD 18 PENDANT  
Shown in white glass, dark oxidized metal finish, black cord

# SkLO

## Hold 18

PENDANT



An expressive glass vessel that appears to stretch from its hook as if molten serves as a shade on this pendant. The pendant is suspended on a rigid brass tube stem featuring a custom brass hook at the end. The brass socket is suspended on an exposed, fabric-wrapped electrical cord that exits the tube stem above the hook and suspends the light bulb within the glass.

UL listed suitable for dry and damp locations (US & Canada)

Socket 120V E26 60W Max (LED bulb included)

Requires recessed electrical box for installation

Standard canopy does NOT accommodate sloped ceilings or swagging of this light. Other canopy options are available at an additional cost. Visit the Accessories page on our website to see available canopy options and review compatibility

This fixture is compatible with one or more of SkLO customizable multi-pendant canopy systems. Visit the Accessories page on our website to see available systems and review compatibility

Fixture length:

Fixture includes our field-adjustable Standard Stem Kit (consists of (1) 6"/152mm, (2) 12"/305mm, and (1) 18"/458mm combinable stem sections) – additional Stem Kits are available at additional cost

Our field-adjustable Extended Stem Kit is available at additional cost (consists of (1) 6"/152mm, (1) 12"/305mm, (1) 18"/458mm, (1) 24"/610mm and (1) 36"/915mm combinable stem sections)

Custom cut-to-order stems (not field-adjustable) available – requires specified OAL (overall drop length) – minimum OAL 25"/640mm. Lengths over 67"/1710mm available at additional cost

Fixture weight (approximate): 8lbs/3.5kg

Handblown glass production results in variation in dimensions, shape, color saturation, color tint, and imperfections such as small bubbles. This is part of SkLO design intent

Made in the Czech Republic

LT263 [- -][- -]

Hold 18 Pendant

Glass colors

- ☐ Clear [CLR]
- ☐ Gray [GRY]
- ☐ New Blue [NBL]
- ☐ Olivin [OLV]
- ☐ Smoke [SMK]
- ☐ White [WHT]

Metal finishes

- ☐ Dark Oxidized [DX]
- ☐ Brushed Brass [BB]
- ☐ Brushed Nickel [BN]
- ☐ Polished Nickel [PN]

Cord colors

- ☐ Black
- ☐ Blue
- ☐ Gold
- ☐ Gray







HOLD PIN PENDANT  
Project: Flour + Water, San Francisco  
Architect: Lundberg Design  
Photography: Krescent Carasso



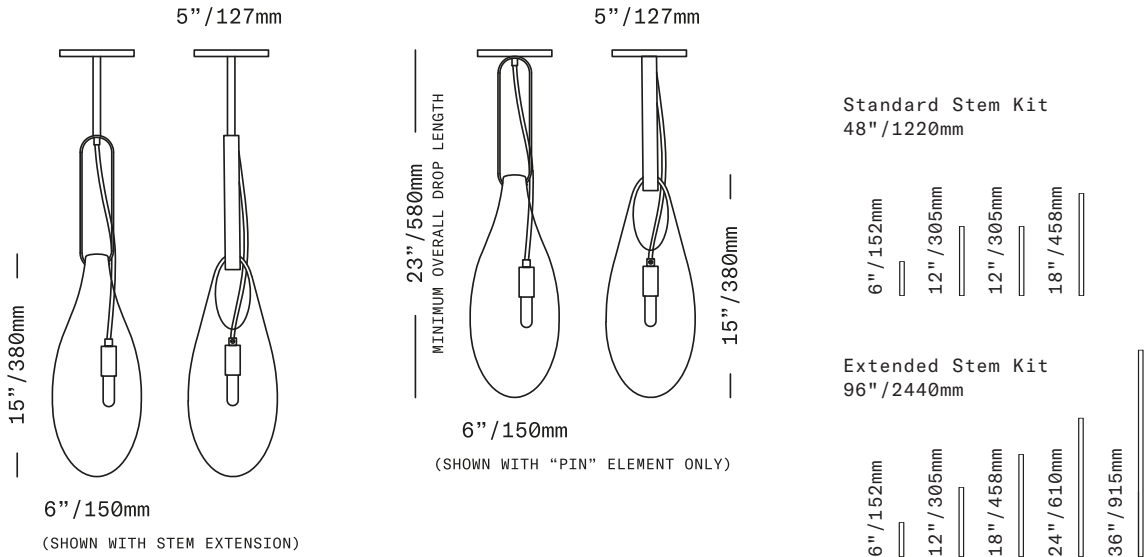
# SkLO

## Hold Pin 1.09

PENDANT



HOLD PIN 1.09 PENDANT  
Shown in white glass, brushed brass metal finish, black cord



An expressive glass vessel that appears to stretch under its weight serves as a shade in this pendant. The glass element here is different from that of the Hold Sconce and Hold Pendant in that it is round and not flattened, and it is also of a different size. The glass element hangs from a brass “pin” element, made of a continuous ribbon of the brass bar, which opens and closes to allow for removal of the glass. The brass socket is suspended on an exposed fabric-wrapped electrical cord from the top of the “pin” and suspends the light bulb within the opening at the top of the glass.

UL listed suitable for dry and damp locations (US & Canada)	LT368 [- -][- -]	Hold Pin 1.09 Pendant
Socket 120V G9 7W Max (LED bulb included)		
Requires recessed electrical box for installation		
Standard canopy does NOT accommodate sloped ceilings or swagging of this light. Other canopy options are available at an additional cost. Visit the Accessories page on our website to see available canopy options and review compatibility	Glass colors	<input type="radio"/> Clear [CLR] <input type="radio"/> Gray [GRY] <input checked="" type="radio"/> New Blue [NBL] <input type="radio"/> Olivin [OLV] <input type="radio"/> Smoke [SMK] <input type="radio"/> White [WHT]
This fixture is compatible with one or more of SkLO customizable multi-pendant canopy systems. Visit the Accessories page on our website to see available systems and review compatibility	Metal finishes	<input checked="" type="radio"/> Dark Oxidized [DX] <input type="radio"/> Brushed Brass [BB] <input type="radio"/> Brushed Nickel [BN] <input type="radio"/> Polished Nickel [PN]
Fixture length:	Cord colors	<input checked="" type="radio"/> Black <input type="radio"/> Blue <input type="radio"/> Gold <input type="radio"/> Gray
Fixture includes our field-adjustable Standard Stem Kit (consists of (1) 6"/152mm, (2) 12"/305mm, and (1) 18"/458mm combinable stem sections) – additional Stem Kits are available at additional cost		
Our field-adjustable Extended Stem Kit is available at additional cost (consists of (1) 6"/152mm, (1) 12"/305mm, (1) 18"/458mm, (1) 24"/610mm and (1) 36"/915mm combinable stem sections)		
Custom cut-to-order stems (not field-adjustable) available – requires specified OAL (overall drop length) – minimum OAL 31"/780mm. Lengths over 73"/1850mm available at additional cost		
Fixture weight (approximate): 7lbs/3kg		
Handblown glass production results in variation in dimensions, shape, color saturation, color tint, and imperfections such as small bubbles. This is part of SkLO design intent		
Made in the Czech Republic		



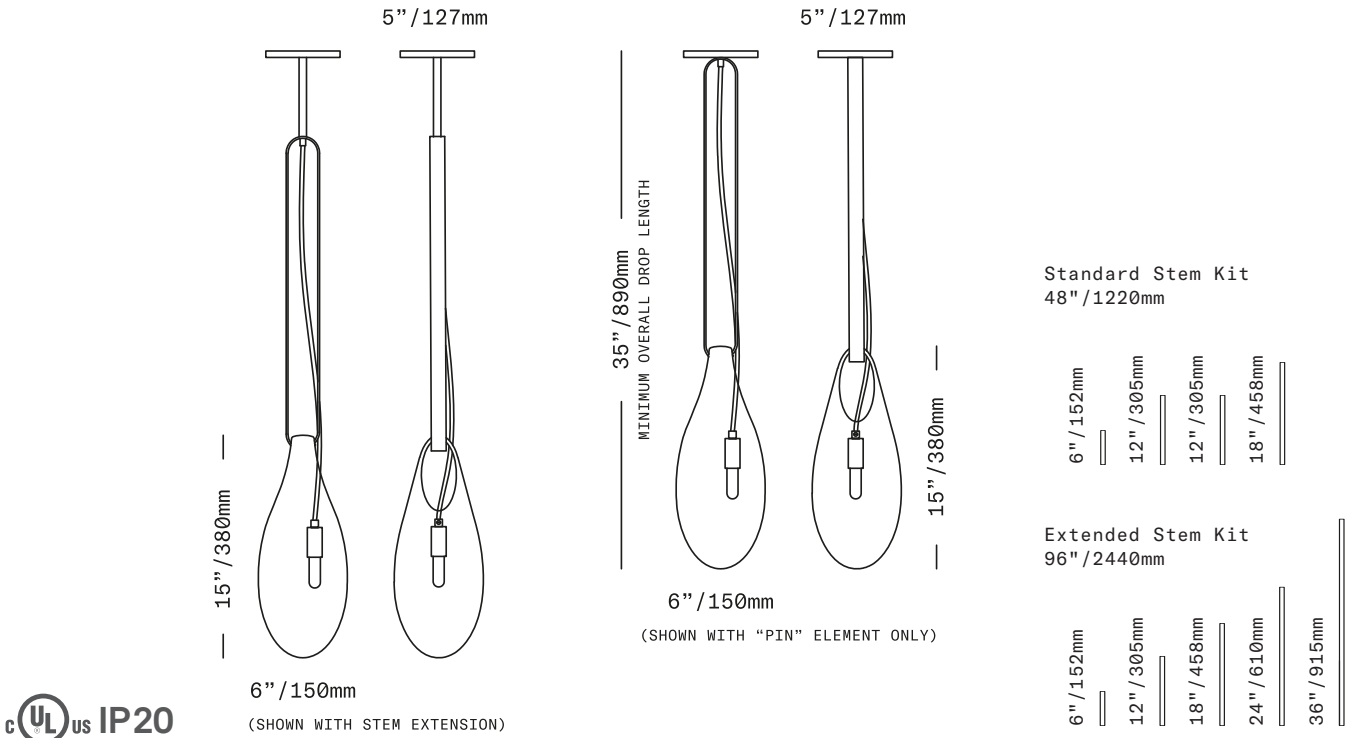




# SkLO

## Hold Pin 1.21

PENDANT



An expressive glass vessel that appears to stretch under its weight serves as a shade in this pendant. The glass element here is different from that of the Hold Sconce and Hold Pendant in that it is round and not flattened, and it is also of a different size. The glass element hangs from a brass “pin” element, made of a continuous ribbon of the brass bar, which opens and closes to allow for removal of the glass. The brass socket is suspended on an exposed fabric-wrapped electrical cord from the top of the “pin” and suspends the light bulb within the opening at the top of the glass.

UL listed suitable for dry and damp locations (US & Canada)

Socket 120V G9 7W Max (LED bulb included)

Requires recessed electrical box for installation

Standard canopy does NOT accommodate sloped ceilings or swagging of this light. Other canopy options are available at an additional cost. Visit the Accessories page on our website to see available canopy options and review compatibility

This fixture is compatible with one or more of SkLO customizable multi-pendant canopy systems. Visit the Accessories page on our website to see available systems and review compatibility

Fixture length:

Fixture includes our field-adjustable Standard Stem Kit (consists of (1) 6"/152mm, (2) 12"/305mm, and (1) 18"/458mm combinable stem sections) – additional Stem Kits are available at additional cost

Our field-adjustable Extended Stem Kit is available at additional cost (consists of (1) 6"/152mm, (1) 12"/305mm, (1) 18"/458mm, (1) 24"/610mm and (1) 36"/915mm combinable stem sections)

Custom cut-to-order stems (not field-adjustable) available – requires specified OAL (overall drop length) – minimum OAL 41"/1040mm. Lengths over 83"/2110mm available at additional cost

Fixture weight (approximate): 8lbs/3.5kg

Handblown glass production results in variation in dimensions, shape, color saturation, color tint, and imperfections such as small bubbles. This is part of SkLO design intent

Made in the Czech Republic

LT365 [- -][- -]

Hold Pin 1.21 Pendant

Glass colors

- Clear [CLR]
- Gray [GRY]
- New Blue [NBL]
- Olivin [OLV]
- Smoke [SMK]
- White [WHT]

Metal finishes

- Dark Oxidized [DX]
- Brushed Brass [BB]
- Brushed Nickel [BN]
- Polished Nickel [PN]

Cord colors

- Black
- Blue
- Gold
- Gray







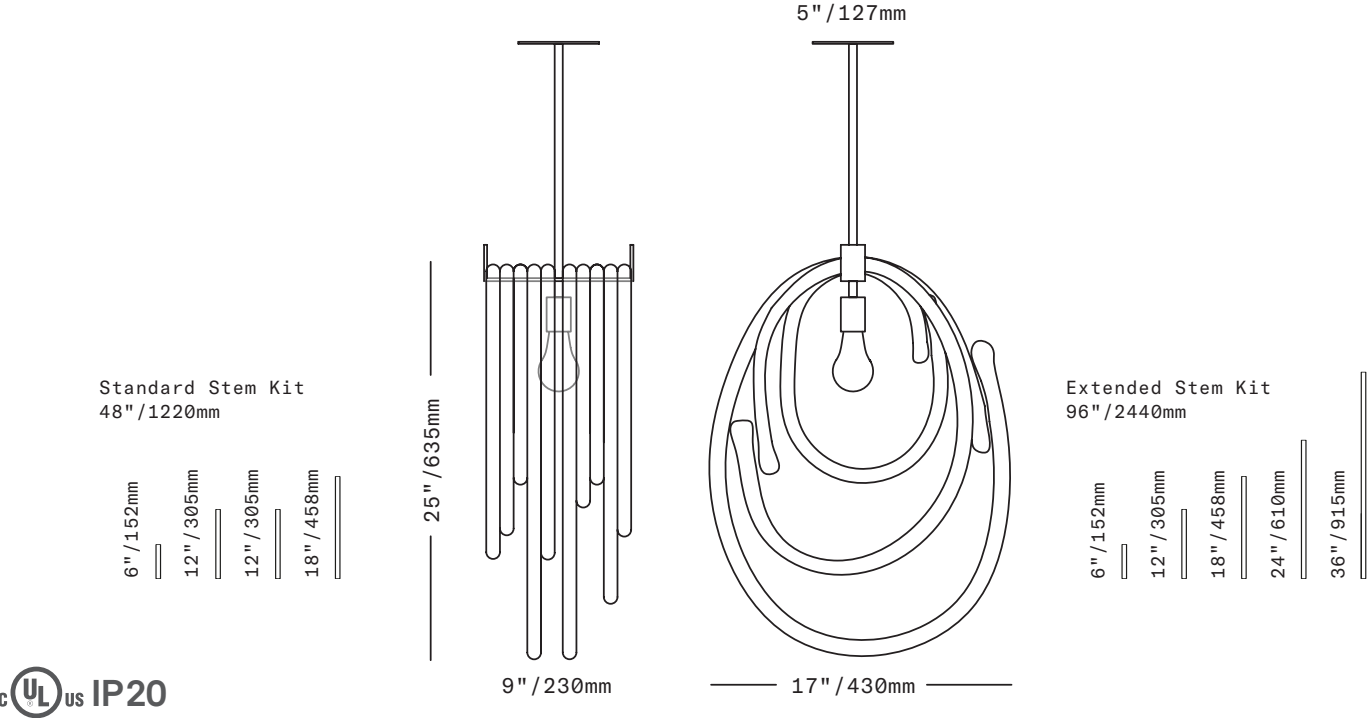
Project: Private Residence  
Interior Design: Audrey Drought Design

LASSO 1.0 PENDANT  
Shown in clear glass, brushed brass metal finish

# SkLO

## Lasso 1.0

PENDANT



Solid loops of handblown glass serve as a shade for this sculptural pendant. The glass loops come in different sizes, showcasing the amazing quality and clarity of the Czech glass. Each loop is made by hand, so each is unique and slightly different, lending the finished composition a very organic feel.

- UL listed suitable for dry and damp locations (US & Canada)
- Socket 120V E26 60W Max (LED bulb included)
- Requires recessed electrical box for installation
- Standard canopy does NOT accommodate sloped ceilings or swagging of this light. Other canopy options are available at an additional cost. Visit the Accessories page on our website to see available canopy options and review compatibility
- This fixture is compatible with one or more of SkLO customizable multi-pendant canopy systems. Visit the Accessories page on our website to see available systems and review compatibility

- Fixture length:
- Fixture includes our field-adjustable Standard Stem Kit (consists of (1) 6"/152mm, (2) 12"/305mm, and (1) 18"/458mm combinable stem sections) – additional Stem Kits are available at additional cost
  - Our field-adjustable Extended Stem Kit is available at additional cost (consists of (1) 6"/152mm, (1) 12"/305mm, (1) 18"/458mm, (1) 24"/610mm and (1) 36"/915mm combinable stem sections)
  - Custom cut-to-order stems (not field-adjustable) available – requires specified OAL (overall drop length) – minimum OAL 31"/780mm. Lengths over 73"/1850mm available at additional cost

- Fixture weight (approximate): 40lbs/18kg
- Handblown glass production results in variation in dimensions, shape, color saturation, color tint, and imperfections such as small bubbles. This is part of SkLO design intent
- Made in the Czech Republic

- |                 |  |
|-----------------|--|
| LT137 [---][--] | Lasso 1.0 Pendant  |
| Glass colors    | <input type="radio"/> Clear [CLR]<br><input type="radio"/> White [WHT]   |
| Metal finishes  | <input checked="" type="radio"/> Dark Oxidized [DX]<br><input type="radio"/> Brushed Brass [BB]<br><input type="radio"/> Brushed Nickel [BN]<br><input type="radio"/> Polished Nickel [PN] |



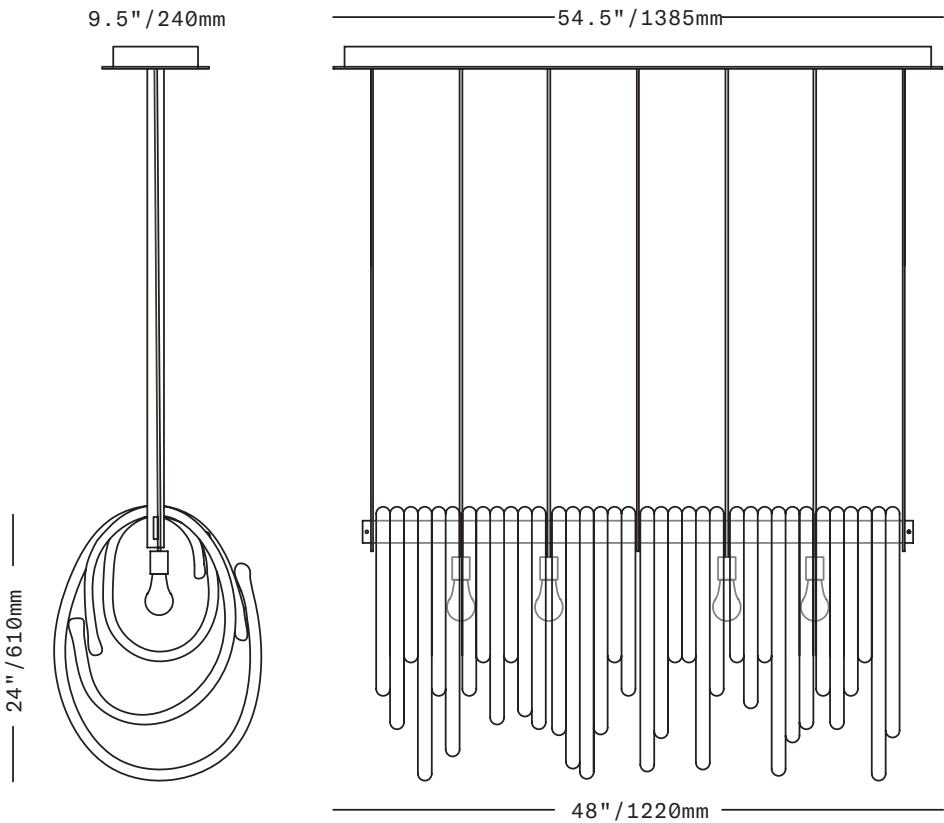




Project: Private Financial Client  
Interior Design: Anne Sneed Interiors  
Photography: Brady Architectural Photography

LASSO 48 CHANDELIER  
Shown in white glass, dark oxidized metal finish

SkLO  
Lasso 48  
CHANDELIER



Large, linear light fixture featuring a long row of glass loops supported on a steel armature. The glass loops come in different sizes, showcasing the amazing quality and clarity of the Czech handblown glass. Each loop is made by hand, so each is unique and slightly different, lending the finished composition a very organic feel. Each socket hangs individually from the canopy on an exposed fabric-wrapped electrical cord and nestles within the glass loops.

- UL listed suitable for dry locations only (US & Canada)
- Sockets 120V E26 60W Max (LED bulbs included)
- Requires recessed electrical box for installation
- Does NOT accommodate sloped ceilings
- Specify overall drop length – not field adjustable
- Fixture weight (approximate): 300lbs/136kg
- Allow 12 weeks for delivery

Handblown glass production results in variation in dimensions, shape, color saturation, color tint, and imperfections such as small bubbles. This is part of SkLO design intent

Made in the Czech Republic

LT140 [--][--]	Lasso 48 Chandelier
Glass colors	<input type="radio"/> Clear [CLR] <input type="radio"/> White [WHT]
Metal finishes	<input checked="" type="radio"/> Dark Oxidized [DX] <input type="radio"/> Brushed Nickel [BN] <input type="radio"/> Polished Nickel [PN]

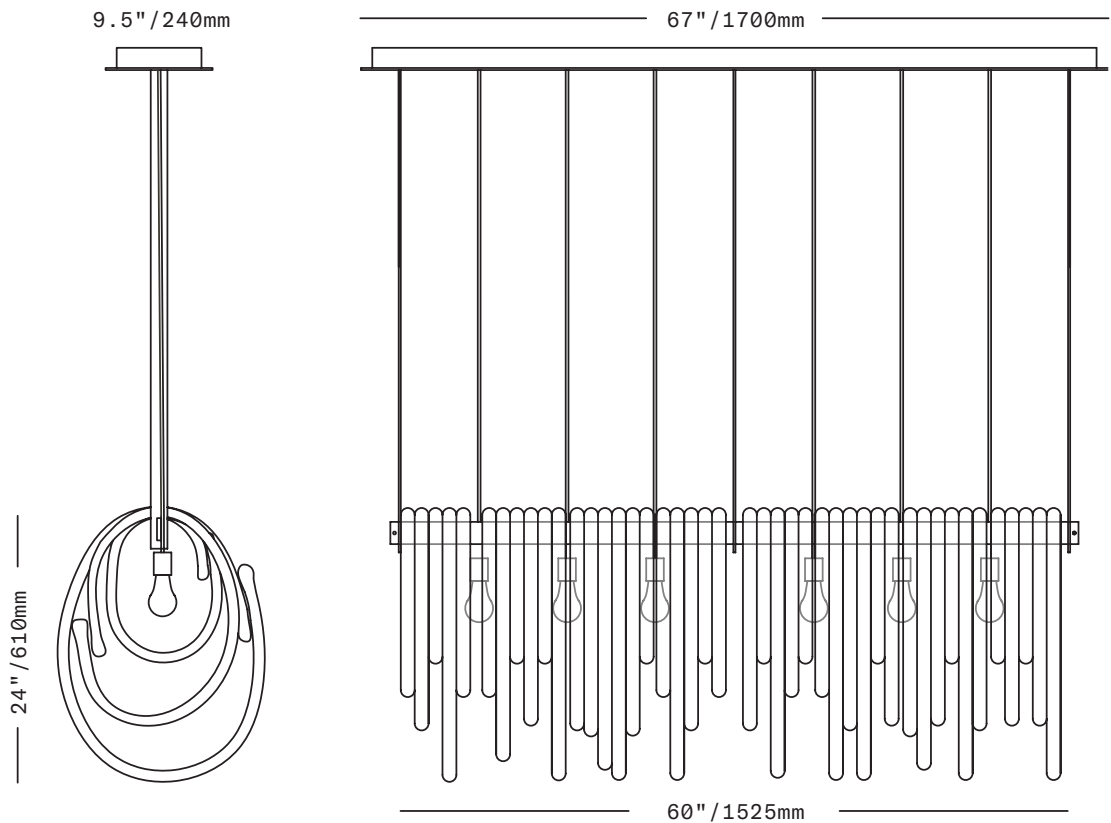




# SkLO

## Lasso 60

CHANDELIER



Large, linear light fixture featuring a long row of glass loops supported on a steel armature. The glass loops come in different sizes, showcasing the amazing quality and clarity of the Czech handblown glass. Each loop is made by hand, so each is unique and slightly different, lending the finished composition a very organic feel. Each socket hangs individually from the canopy on an exposed fabric-wrapped electrical cord and nestles within the glass loops.

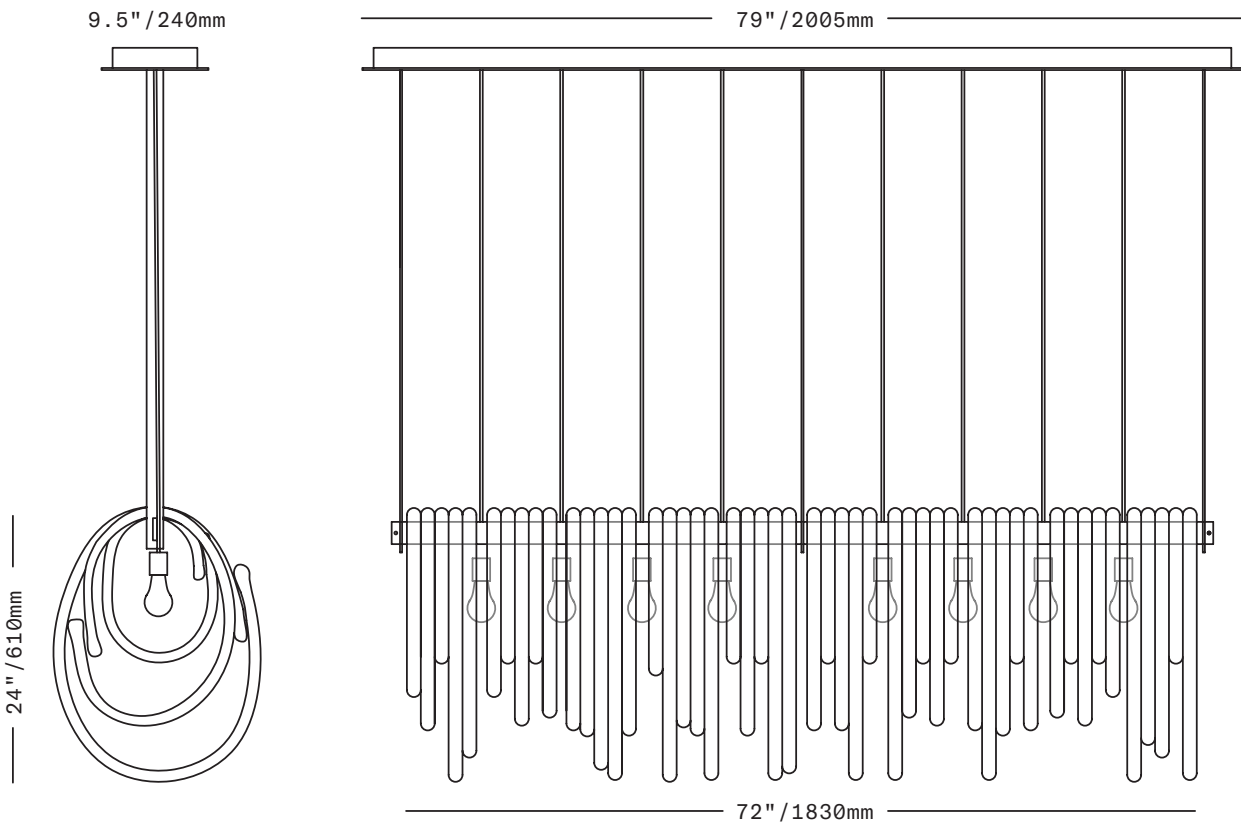
- UL listed suitable for dry locations only (US & Canada)
- Sockets 120V E26 60W Max (LED bulbs included)
- Requires recessed electrical box for installation
- Does NOT accommodate sloped ceilings
- Specify overall drop length – not field adjustable
- Fixture weight (approximate): 375lbs/170kg
- Allow 12 weeks for delivery
- Handblown glass production results in variation in dimensions, shape, color saturation, color tint, and imperfections such as small bubbles. This is part of SkLO design intent
- Made in the Czech Republic

- LT141 [---][--]
- Lasso 60 Chandelier
- Glass colors
- Clear [CLR]
  - White [WHT]
- Metal finishes
- Dark Oxidized [DX]
  - Brushed Nickel [BN]
  - Polished Nickel [PN]

# SkLO

## Lasso 72

CHANDELIER



Large, linear light fixture featuring a long row of glass loops supported on a steel armature. The glass loops come in different sizes, showcasing the amazing quality and clarity of the Czech handblown glass. Each loop is made by hand, so each is unique and slightly different, lending the finished composition a very organic feel. Each socket hangs individually from the canopy on an exposed fabric-wrapped electrical cord and nestles within the glass loops.

- UL listed suitable for dry locations only (US & Canada)
- Sockets 120V E26 60W Max (LED bulbs included)
- Requires recessed electrical box for installation
- Does NOT accommodate sloped ceilings
- Specify overall drop length – not field adjustable
- Fixture weight (approximate): 450lbs/205kg
- Allow 12 weeks for delivery
- Handblown glass production results in variation in dimensions, shape, color saturation, color tint, and imperfections such as small bubbles. This is part of SkLO design intent
- Made in the Czech Republic

- LT142 [---][--]
- Lasso 72 Chandelier
- Glass colors
- Clear [CLR]
  - White [WHT]
- Metal finishes
- Dark Oxidized [DX]
  - Brushed Nickel [BN]
  - Polished Nickel [PN]





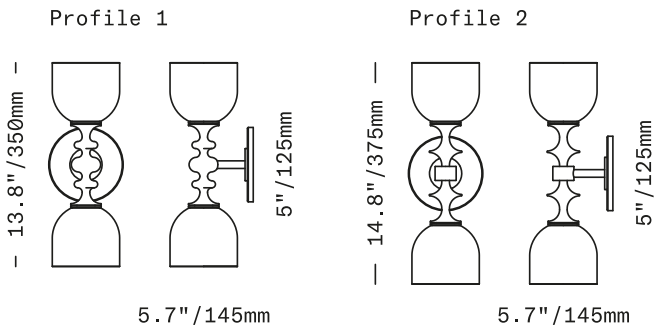
SkLO  
Marchesa

SCONCE

SkLO + AvroKO



MARCHESA SCONCE  
Shown in pastel green glass, antique brass metal finish



cULus IP20

The Marchesa Sconce composes two domes of opaque handblown glass with a brass armature of fluid decorative profiles. The two domes are individually lit and are oriented in an up and down position. Sophisticated and classic, the intricate design of the Marchesa layers detail in a subtle way. Available in two profile options, multiple opaque glass colors, and brass hardware finishes. Part of the SkLO + AvroKO collection – a collaboration between SkLO and the AvroKO Partners.

UL listed suitable for dry and damp locations (US & Canada)

Sockets 120V G9 7W Max (LED bulbs included)

Requires recessed electrical box for installation

Fixture weight (approximate): 5lbs/2.3kg

Handblown glass production results in variation in dimensions, shape, color saturation, color tint, and imperfections such as small bubbles. This is part of SkLO design intent

Made in the Czech Republic

LT628 [---][--]  
LT629 [---][--]

Glass colors

Metal finishes

Profile 1  
Profile 2

Light Beige [LBE]  
Pastel Green [PAG]  
White [WHT]

Antique Brass [AB]  
Dark Oxidized [DX]  
Brushed Brass [BB]







OESTRE PENDANT  
Shown in white glass, antique brass metal finish

# SkLO

## Oestre


PENDANT

SkLO + AvroKO

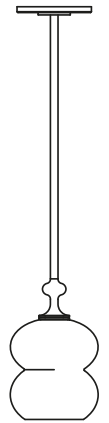
Standard Stem Kit  
48" / 1220mm



Extended Stem Kit  
96" / 2440mm

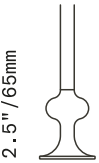


5" / 125mm

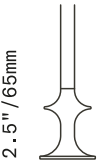


6" / 150mm

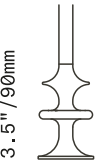
Profile options:



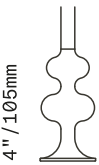
Profile 1



Profile 2



Profile 3



Profile 4



Profile 5



The curving lines of its handblown glass give the Oestre Pendant its understated elegance. The double-ellipsoid shape gives it presence, while the opaque glass gives a soft glow. The pendant stem transitions above the glass into a decorative metal profile. Available in multiple profile options, opaque glass colors, and brass hardware finishes. Part of the SkLO + AvroKO collection – a collaboration between SkLO and the AvroKO Partners.

UL listed suitable for dry and damp locations (US & Canada)

Socket 120V G9 7W Max (LED bulb included)

Requires recessed electrical box for installation

Standard canopy does NOT accommodate sloped ceilings or swagging of this light. Other canopy options are available at an additional cost. Visit the Accessories page on our website to see available canopy options and review compatibility

This fixture is compatible with one or more of SkLO customizable multi-pendant canopy systems. Visit the Accessories page on our website to see available systems and review compatibility

Fixture length:

Fixture includes our field-adjustable Standard Stem Kit (consists of (1) 6"/152mm, (2) 12"/305mm, and (1) 18"/458mm combinable stem sections) – additional Stem Kits are available at additional cost

Our field-adjustable Extended Stem Kit is available at additional cost (consists of (1) 6"/152mm, (1) 12"/305mm, (1) 18"/458mm, (1) 24"/610mm and (1) 36"/915mm combinable stem sections)

Custom cut-to-order stems (not field-adjustable) available – requires specified OAL (overall drop length) – minimum OAL 17"/430mm. Lengths over 59"/1500mm available at additional cost

Fixture weight (approximate): 7lbs/3kg

Handblown glass production results in variation in dimensions, shape, color saturation, color tint, and imperfections such as small bubbles. This is part of SkLO design intent

Made in the Czech Republic

LT606 [---][--]

LT607 [---][--]

LT608 [---][--]

LT609 [---][--]

LT610 [---][--]

Profile 1

Profile 2

Profile 3

Profile 4

Profile 5

Glass colors

- Light Beige [LBE]
- Pastel Green [PAG]
- White [WHT]

Metal finishes

- Antique Brass [AB]
- Dark Oxidized [DX]
- Brushed Brass [BB]



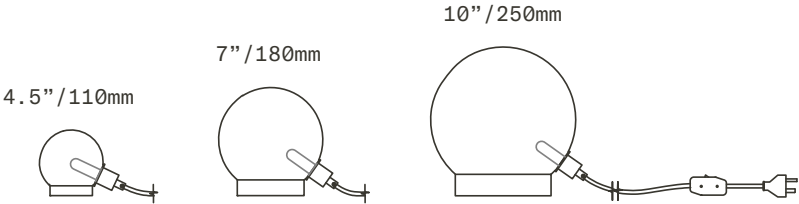




Stylist: Studio Salaris  
Photography: Beppe Brancato

ONCE LIGHT  
Shown in 10"/250mm white dipped glass, brushed brass metal finish, black cord

SkLO  
Once  
LIGHT



cULus IP20

The Once Light is a single lit sphere of handblown Czech glass that rests atop a brass ring (included). The 4.5"/110mm and 7"/180mm glass diffusers are available in both "dipped" glass, featuring the SkLO double-dipped flame-polished mouth and "textured" glass, featuring a soft, frosted finish and subtle sculpted vertical ridges. The 10"/250mm diffuser is available in "dipped" glass only.

UL listed suitable for dry locations only (US & Canada)

Socket 120V G9 7W Max (LED bulb included)

72" (1830mm) black fabric-wrapped cord with in-line switch

Handblown glass production results in variation in dimensions, shape, color saturation, color tint, and imperfections such as small bubbles. This is part of SkLO design intent

Made in the Czech Republic

- |                |                         |
|----------------|-------------------------|
| LT165 [--][--] | 4.5"/110mm sphere glass |
| LT166 [--][--] | 7"/180mm sphere glass   |
| LT167 [--][--] | 10"/250mm sphere glass  |

- |                     |                                      |
|---------------------|--------------------------------------|
| Dipped Glass colors | <input type="radio"/> Clear [CLR]    |
|                     | <input type="radio"/> New Blue [NBL] |
|                     | <input type="radio"/> Olivin [OLV]   |
|                     | <input type="radio"/> Smoke [SMK]    |
|                     | <input type="radio"/> White [WHT]    |

- |   |  |
|---|--|
| Textured Glass colors<br>(LT165 and LT166 only) | <input type="radio"/> Clear [TCL]        |
|   | <input type="radio"/> Neutral Gray [NGT] |
|   | <input type="radio"/> Steel Blue [TSB]   |
|   | <input type="radio"/> Whiskey [TWS]      |

- |                |  |
|----------------|--|
| Metal finishes | <input type="radio"/> Dark Oxidized [DX]   |
|                | <input type="radio"/> Brushed Brass [BB]   |
|                | <input type="radio"/> Brushed Nickel [BN]  |
|                | <input type="radio"/> Polished Nickel [PN] |





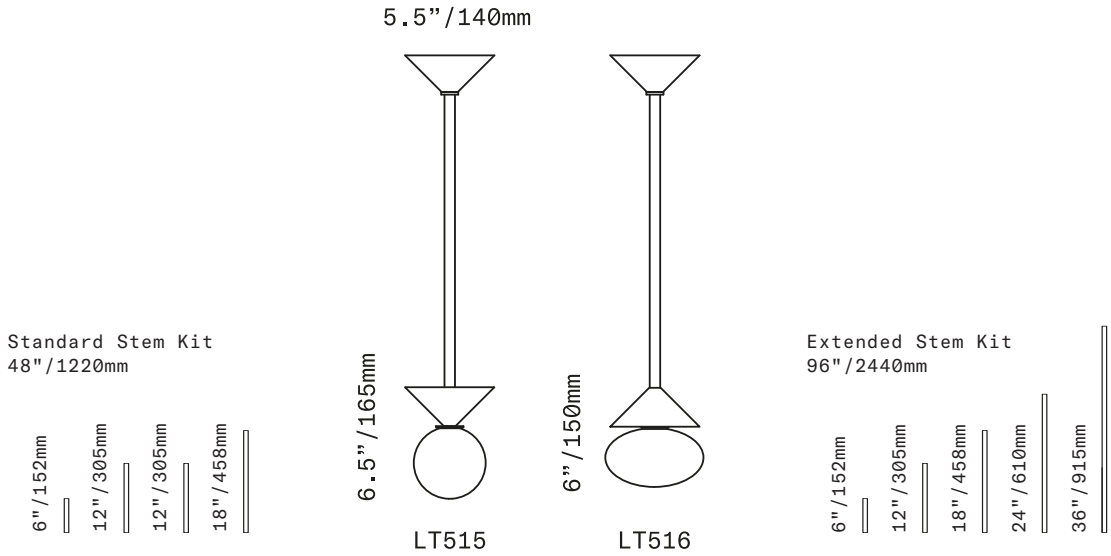


PEAK PENDANT  
Shown in 4.5"/110mm whiskey and neutral gray textured glass, brushed brass metal finish

# SkLO

## Peak

PENDANT



The Peak Pendant is a lit shape of handblown glass supported beneath a small conical form. The cone can be installed in either the pointing-up or pointing-down position. The ceiling canopy is an identical conical shape, mirroring the form of the pendant itself. The glass diffusers are available in two shapes and both "dipped" glass, featuring the SkLO double-dipped flame-polished mouth, and "textured" glass, featuring a soft, frosted finish and subtle sculpted vertical ridges. The Peak Pendant offers numerous possible configurations and personalities. It is not just one single pendant design, but many.

UL listed suitable for dry and damp locations (US & Canada)

Socket 120V G9 7W Max (LED bulb included)

Requires recessed electrical box for installation

Standard canopy does NOT accommodate sloped ceilings or swagging of this light. Other canopy options are available at an additional cost. Visit the Accessories page on our website to see available canopy options and review compatibility

This fixture is compatible with one or more of SkLO customizable multi-pendant canopy systems. Visit the Accessories page on our website to see available systems and review compatibility

Fixture length:

Fixture includes our field-adjustable Standard Stem Kit (consists of (1) 6"/152mm, (2) 12"/305mm, and (1) 18"/458mm combinable stem sections) – additional Stem Kits are available at additional cost

Our field-adjustable Extended Stem Kit is available at additional cost (consists of (1) 6"/152mm, (1) 12"/305mm, (1) 18"/458mm, (1) 24"/610mm and (1) 36"/915mm combinable stem sections)

Custom cut-to-order stems (not field-adjustable) available – requires specified OAL (overall drop length) – minimum OAL 15"/380mm (LT515), 15"/370mm (LT516). Lengths over 57"/1450mm (LT515), 57"/1440mm (LT516) available at additional cost

Fixture weights (approximate): 4.5lbs/2kg (LT515), 5lbs/2.3kg (LT516)

Handblown glass production results in variation in dimensions, shape, color saturation, color tint, and imperfections such as small bubbles. This is part of SkLO design intent

Made in the Czech Republic

LT515 [---][--]  
LT516 [---][--]

4.5"/110mm sphere glass  
6"/150mm ellipsoid glass

- Dipped Glass colors
- ☐ Clear [CLR]
  - ☐ New Blue [NBL]
  - ☐ Olivin [OLV]
  - ☐ Smoke [SMK]
  - ☐ White [WHT]
- Textured Glass colors
- ☐ Clear [TCL]
  - ☐ Neutral Gray [NGT]
  - ☐ Steel Blue [TSB]
  - ☐ Whiskey [TWS]
- Metal finishes
- ☐ Dark Oxidized [DX]
  - ☐ Brushed Brass [BB]





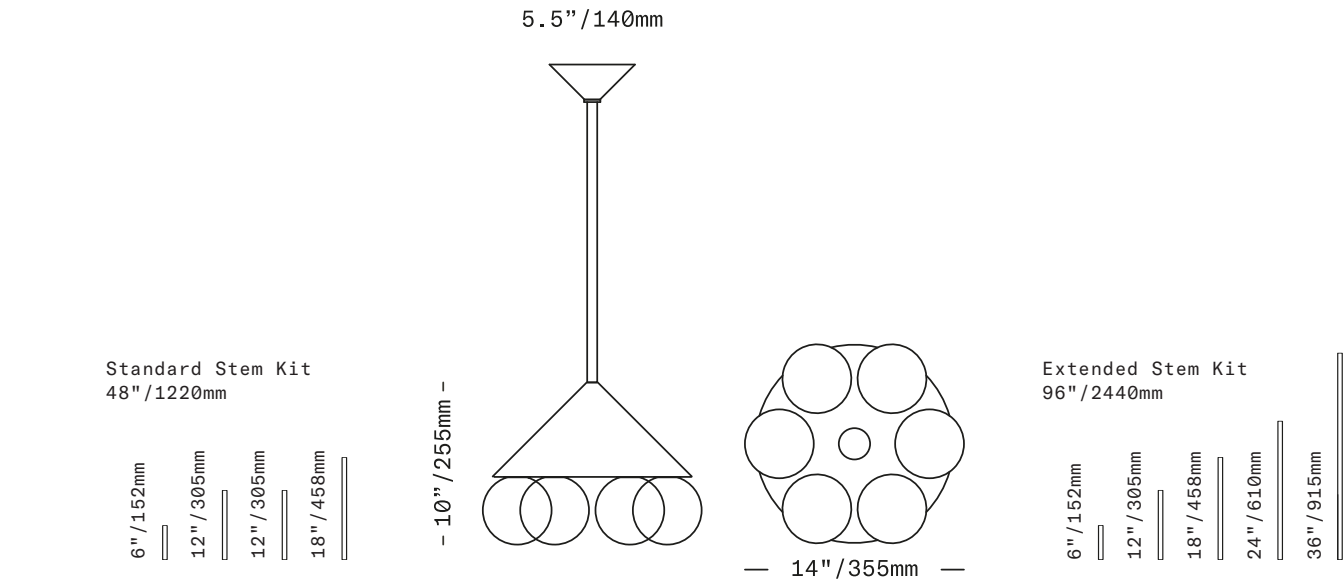


PEAK 10 CHANDELIER  
Shown in steel blue textured glass, brushed brass metal finish

# SkLO

## Peak 6

CHANDELIER



cULus IP20

A ring of six lit 4.5"/110mm spheres of handblown glass are nestled below a conical form and suspended by a single stem, the forms of the Peak Chandeliers are both playful and elegant. The ceiling canopy is an identical smaller conical shape, mirroring the form of the chandelier. Elevating simple geometric forms, the proportions are everything in the Peak Chandelier, and every detail has been carefully considered. The glass diffusers are available in both "dipped" glass, featuring the SkLO double-dipped flame-polished mouth and "textured" glass, featuring a soft, frosted finish and subtle sculpted vertical ridges.

UL listed suitable for dry and damp locations (US & Canada)

Sockets 120V G9 7W Max (LED bulbs included)

Requires recessed electrical box for installation

Standard canopy does NOT accommodate sloped ceilings or swagging of this light. Other canopy options are available at an additional cost. Visit the Accessories page on our website to see available canopy options and review compatibility

This fixture is compatible with one or more of SkLO customizable multi-pendant canopy systems. Visit the Accessories page on our website to see available systems and review compatibility

Fixture length:

Fixture includes our field-adjustable Standard Stem Kit (consists of (1) 6"/152mm, (2) 12"/305mm, and (1) 18"/458mm combinable stem sections) – additional Stem Kits are available at additional cost

Our field-adjustable Extended Stem Kit is available at additional cost (consists of (1) 6"/152mm, (1) 12"/305mm, (1) 18"/458mm, (1) 24"/610mm and (1) 36"/915mm combinable stem sections)

Custom cut-to-order stems (not field-adjustable) available – requires specified OAL (overall drop length) – minimum OAL 19"/470mm. Lengths over 61"/1540mm available at additional cost

Fixture weight (approximate): 14lbs/6.5kg

Handblown glass production results in variation in dimensions, shape, color saturation, color tint, and imperfections such as small bubbles. This is part of SkLO design intent

Made in the Czech Republic

LT510 [---][--]	Peak 6 Chandelier
Dipped Glass colors	<input type="radio"/> Clear [CLR] <input type="radio"/> New Blue [NBL] <input type="radio"/> Olivin [OLV] <input type="radio"/> Smoke [SMK] <input type="radio"/> White [WHT]
Textured Glass colors	<input type="radio"/> Clear [TCL] <input type="radio"/> Neutral Gray [NGT] <input type="radio"/> Steel Blue [TSB] <input type="radio"/> Whiskey [TWS]
Metal finishes	<input type="radio"/> Dark Oxidized [DX] <input type="radio"/> Brushed Brass [BB]

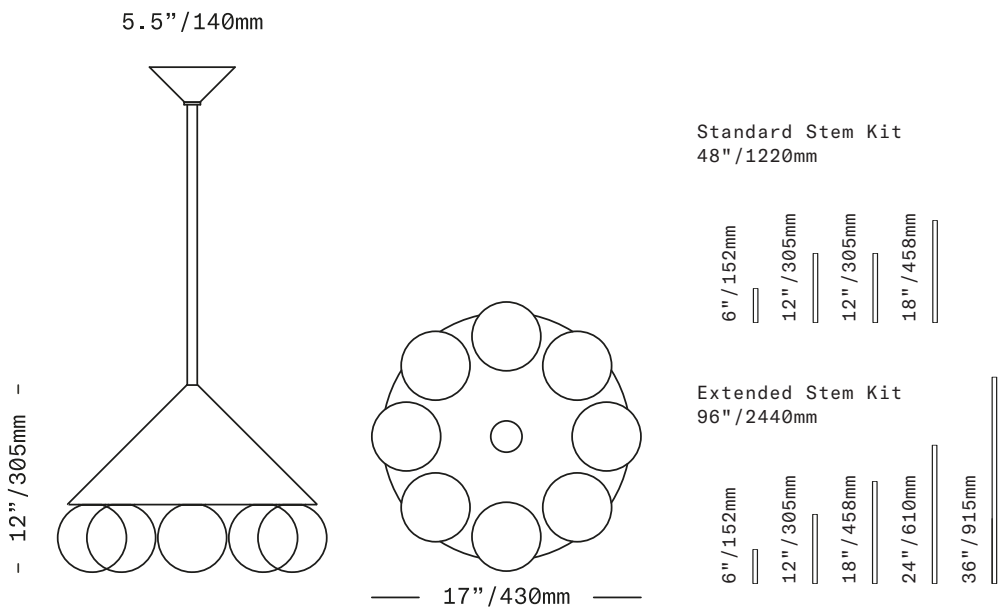




# SkLO

## Peak 8

CHANDELIER



A ring of eight lit 4.5"/110mm spheres of handblown glass are nestled below a conical form and suspended by a single stem, the forms of the Peak Chandeliers are both playful and elegant. The ceiling canopy is an identical smaller conical shape, mirroring the form of the chandelier. Elevating simple geometric forms, the proportions are everything in the Peak Chandelier, and every detail has been carefully considered. The glass diffusers are available in both "dipped" glass, featuring the SkLO double-dipped flame-polished mouth and "textured" glass, featuring a soft, frosted finish and subtle sculpted vertical ridges.

UL listed suitable for dry and damp locations (US & Canada)

Sockets 120V G9 7W Max (LED bulbs included)

Requires recessed electrical box for installation

Standard canopy does NOT accommodate sloped ceilings or swagging of this light. Other canopy options are available at an additional cost. Visit the Accessories page on our website to see available canopy options and review compatibility

This fixture is compatible with one or more of SkLO customizable multi-pendant canopy systems. Visit the Accessories page on our website to see available systems and review compatibility

Fixture length:

Fixture includes our field-adjustable Standard Stem Kit (consists of (1) 6"/152mm, (2) 12"/305mm, and (1) 18"/458mm combinable stem sections) – additional Stem Kits are available at additional cost

Our field-adjustable Extended Stem Kit is available at additional cost (consists of (1) 6"/152mm, (1) 12"/305mm, (1) 18"/458mm, (1) 24"/610mm and (1) 36"/915mm combinable stem sections)

Custom cut-to-order stems (not field-adjustable) available – requires specified OAL (overall drop length) – minimum OAL 20"/510mm. Lengths over 62"/1580mm available at additional cost

Fixture weight (approximate): 21lbs/9.5kg

Handblown glass production results in variation in dimensions, shape, color saturation, color tint, and imperfections such as small bubbles. This is part of SkLO design intent

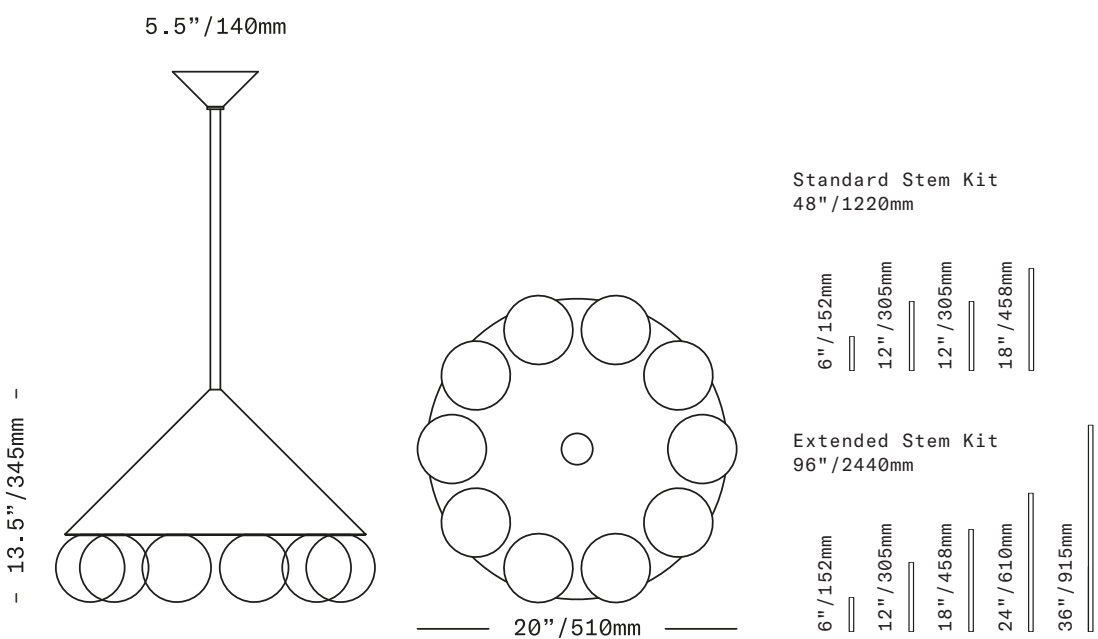
Made in the Czech Republic

- | LT511 [---][--]       | Peak 8 Chandelier   |
|-----------------------|---|
| Dipped Glass colors   | <ul style="list-style-type: none"><li>○ Clear [CLR]</li><li>● New Blue [NBL]</li><li>● Olivin [OLV]</li><li>● Smoke [SMK]</li><li>○ White [WHT]</li></ul> |
| Textured Glass colors | <ul style="list-style-type: none"><li>○ Clear [TCL]</li><li>● Neutral Gray [NGT]</li><li>● Steel Blue [TSB]</li><li>● Whiskey [TWS]</li></ul>             |
| Metal finishes        | <ul style="list-style-type: none"><li>● Dark Oxidized [DX]</li><li>● Brushed Brass [BB]</li></ul>   |

# SkLO

## Peak 10

CHANDELIER



A ring of ten lit 4.5"/110mm spheres of handblown glass are nestled below a conical form and suspended by a single stem, the forms of the Peak Chandeliers are both playful and elegant. The ceiling canopy is an identical smaller conical shape, mirroring the form of the chandelier. Elevating simple geometric forms, the proportions are everything in the Peak Chandelier, and every detail has been carefully considered. The glass diffusers are available in both "dipped" glass, featuring the SkLO double-dipped flame-polished mouth and "textured" glass, featuring a soft, frosted finish and subtle sculpted vertical ridges.

UL listed suitable for dry and damp locations (US & Canada)

Sockets 120V G9 7W Max (LED bulbs included)

Requires recessed electrical box for installation

Standard canopy does NOT accommodate sloped ceilings or swagging of this light. Other canopy options are available at an additional cost. Visit the Accessories page on our website to see available canopy options and review compatibility

This fixture is compatible with one or more of SkLO customizable multi-pendant canopy systems. Visit the Accessories page on our website to see available systems and review compatibility

Fixture length:

Fixture includes our field-adjustable Standard Stem Kit (consists of (1) 6"/152mm, (2) 12"/305mm, and (1) 18"/458mm combinable stem sections) – additional Stem Kits are available at additional cost

Our field-adjustable Extended Stem Kit is available at additional cost (consists of (1) 6"/152mm, (1) 12"/305mm, (1) 18"/458mm, (1) 24"/610mm and (1) 36"/915mm combinable stem sections)

Custom cut-to-order stems (not field-adjustable) available – requires specified OAL (overall drop length) – minimum OAL 22"/550mm. Lengths over 64"/1620mm available at additional cost

Fixture weight (approximate): 27.5lbs/12.5kg

Handblown glass production results in variation in dimensions, shape, color saturation, color tint, and imperfections such as small bubbles. This is part of SkLO design intent

Made in the Czech Republic

- | LT512 [---][--]       | Peak 10 Chandelier  |
|-----------------------|---|
| Dipped Glass colors   | <ul style="list-style-type: none"><li>○ Clear [CLR]</li><li>● New Blue [NBL]</li><li>● Olivin [OLV]</li><li>● Smoke [SMK]</li><li>○ White [WHT]</li></ul> |
| Textured Glass colors | <ul style="list-style-type: none"><li>○ Clear [TCL]</li><li>● Neutral Gray [NGT]</li><li>● Steel Blue [TSB]</li><li>● Whiskey [TWS]</li></ul>             |
| Metal finishes        | <ul style="list-style-type: none"><li>● Dark Oxidized [DX]</li><li>● Brushed Brass [BB]</li></ul>   |





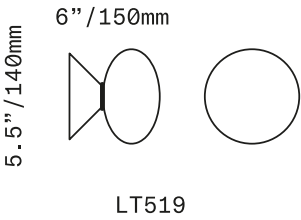
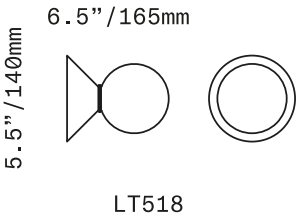


PEAK SCONCE/CEILING  
Shown in 4.5"/110mm clear and steel blue textured glass, brushed brass metal finish

# SkLO

## Peak

SCONCE/CEILING



The Peak Sconce/Ceiling light is a small conical form which fits against the wall or ceiling supporting a lit handblown glass diffuser. The glass diffusers are available in two shapes and in both "dipped" glass, featuring the SkLO double-dipped flame-polished mouth and "textured" glass, featuring a soft, frosted finish and subtle sculpted vertical ridges.

- UL listed suitable for dry and damp locations (US & Canada)
- Socket 120V G9 7W Max (LED bulb included)
- Requires recessed electrical box for installation
- Fixture weight (approximate): 2lbs/1kg
- Handblown glass production results in variation in dimensions, shape, color saturation, color tint, and imperfections such as small bubbles. This is part of SkLO design intent
- Made in the Czech Republic

LT518 [---][--]	4.5"/110mm sphere glass
LT519 [---][--]	6"/150mm ellipsoid glass
Dipped Glass colors	<ul style="list-style-type: none"><li>○ Clear [CLR]</li><li>● New Blue [NBL]</li><li>● Olivin [OLV]</li><li>● Smoke [SMK]</li><li>○ White [WHT]</li></ul>
Textured Glass colors	<ul style="list-style-type: none"><li>○ Clear [TCL]</li><li>● Neutral Gray [NGT]</li><li>● Steel Blue [TSB]</li><li>● Whiskey [TWS]</li></ul>
Metal finishes	<ul style="list-style-type: none"><li>● Dark Oxidized [DX]</li><li>● Brushed Brass [BB]</li></ul>







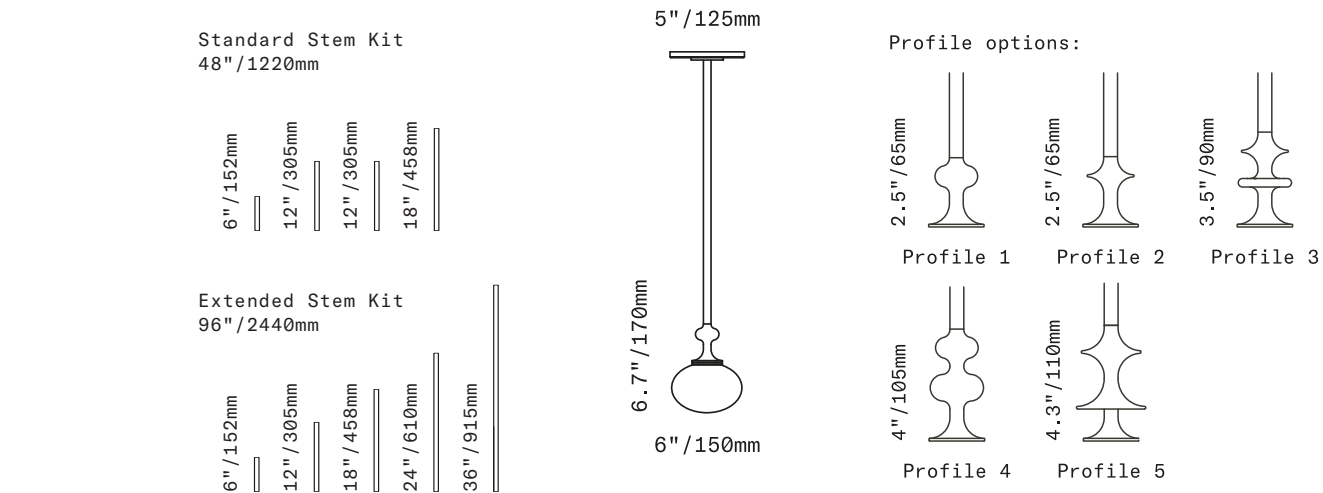
PERLA PENDANT  
Shown in white, light beige and pastel green glass, antique brass metal finish

# SkLO

## Perla

PENDANT

SkLO + AvroKO



The designs of the Perla lighting series feature glowing ellipsoids of handblown glass with decorative brass hardware. The pendant stem transitions above the glass into a decorative metal profile. The Perla Pendant is simple and understated. The soft hue of the opaque glass and the curving lines add subtle detail to any space it lives within. Available in multiple profile options, opaque glass colors, and brass hardware finishes. Part of the SkLO + AvroKO collection – a collaboration between SkLO and the AvroKO Partners.

UL listed suitable for dry and damp locations (US & Canada)

Socket 120V G9 7W Max (LED bulb included)

Requires recessed electrical box for installation

Standard canopy does NOT accommodate sloped ceilings or swagging of this light. Other canopy options are available at an additional cost. Visit the Accessories page on our website to see available canopy options and review compatibility

This fixture is compatible with one or more of SkLO customizable multi-pendant canopy systems. Visit the Accessories page on our website to see available systems and review compatibility

Fixture length:

Fixture includes our field-adjustable Standard Stem Kit (consists of (1) 6"/152mm, (2) 12"/305mm, and (1) 18"/458mm combinable stem sections) – additional Stem Kits are available at additional cost

Our field-adjustable Extended Stem Kit is available at additional cost (consists of (1) 6"/152mm, (1) 12"/305mm, (1) 18"/458mm, (1) 24"/610mm and (1) 36"/915mm combinable stem sections)

Custom cut-to-order stems (not field-adjustable) available – requires specified OAL (overall drop length) – minimum OAL 13"/340mm. Lengths over 56"/1410mm available at additional cost

Fixture weight (approximate): 5lbs/2.3kg

Handblown glass production results in variation in dimensions, shape, color saturation, color tint, and imperfections such as small bubbles. This is part of SkLO design intent

Made in the Czech Republic

LT601 [---][--]  
LT602 [---][--]  
LT603 [---][--]  
LT604 [---][--]  
LT605 [---][--]

Profile 1  
Profile 2  
Profile 3  
Profile 4  
Profile 5

Glass colors

Light Beige [LBE]  
Pastel Green [PAG]  
White [WHT]

Metal finishes

Antique Brass [AB]  
Dark Oxidized [DX]  
Brushed Brass [BB]







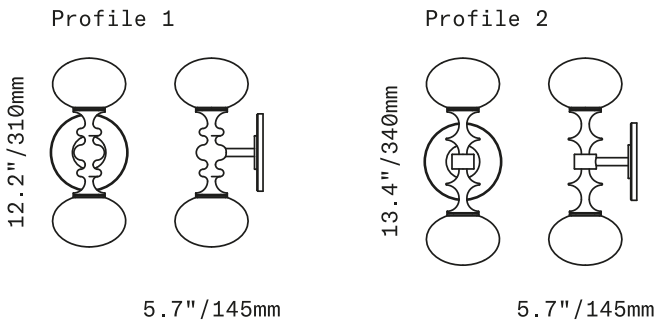
PERLA SCONCE  
Shown in pastel green glass, brushed brass metal finish

# SkLO

## Perla

SCONCE

SkLO + AvroKO



 **IP20**

The Perla Sconce arranges two ellipsoid opaque glass diffusers at either end of a brass armature of fluid decorative profiles. The two ellipsoids are individually lit and are oriented in an up and down position. Perla has an intriguing personality that elevates spaces and adds allure. Available in two profile options, multiple opaque glass colors, and brass hardware finishes. Part of the SkLO + AvroKO collection – a collaboration between SkLO and the AvroKO Partners.

UL listed suitable for dry and damp locations (US & Canada)

Sockets 120V G9 7W Max (LED bulbs included)

Requires recessed electrical box for installation

Fixture weight (approximate): 5lbs/2.3kg

Handblown glass production results in variation in dimensions, shape, color saturation, color tint, and imperfections such as small bubbles. This is part of SkLO design intent




Made in the Czech Republic




LT626 [- -][- -]  
LT627 [- -][- -]

Glass colors

Metal finishes

Profile 1  
Profile 2

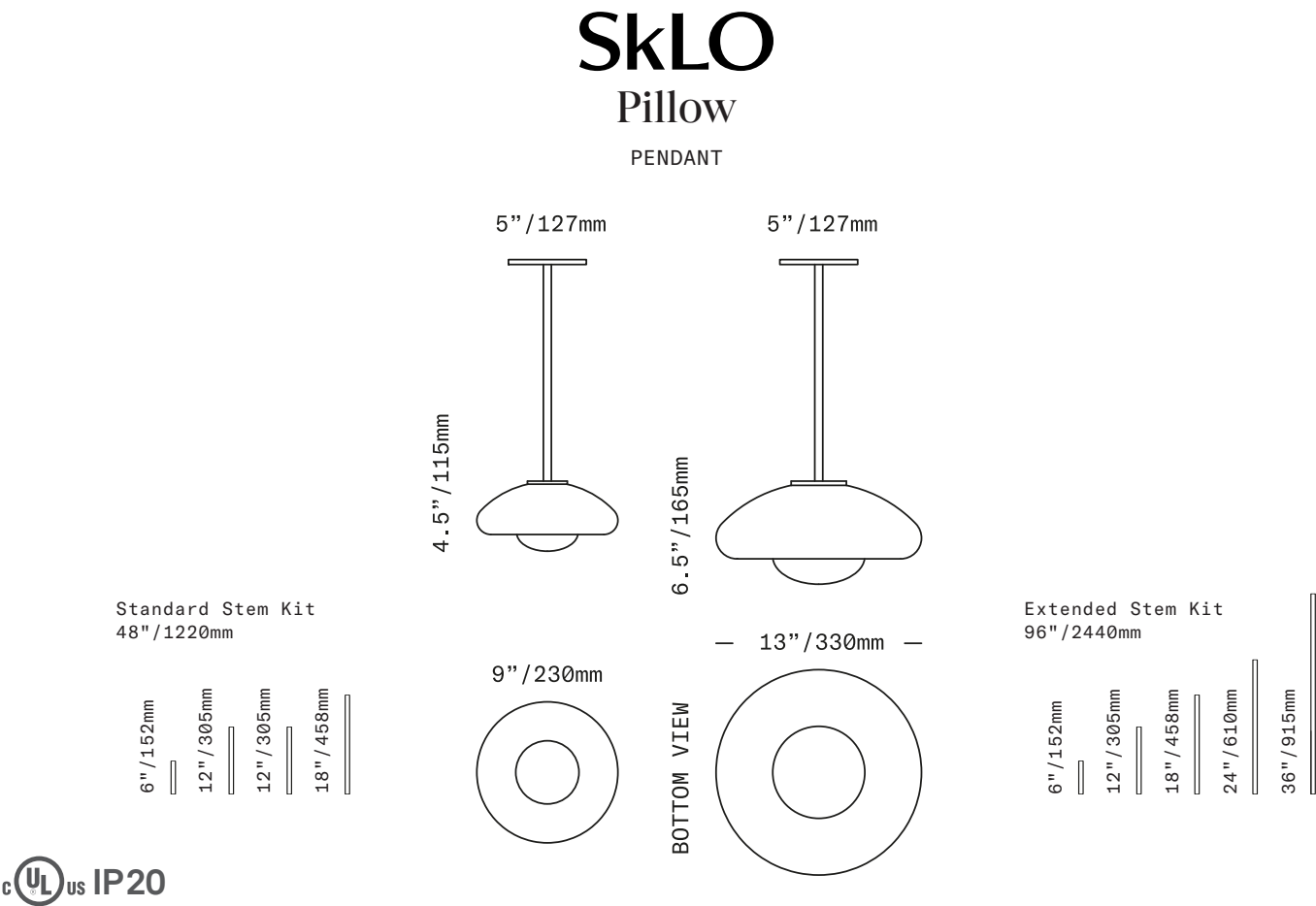
 Light Beige [LBE]  
 Pastel Green [PAG]  
 White [WHT]

 Antique Brass [AB]  
 Dark Oxidized [DX]  
 Brushed Brass [BB]





PILLOW PENDANT  
Shown in small clear frosted/white glass, brushed brass metal finish



Lit spheres of glass are nestled into a curving recess in a larger frosted pillow of glass. Each of the two shapes is available in three colors, allowing for a multitude of possible combinations. The soft organic geometry of the Pillow Pendants lends an approachable whimsy; the relationship between the smooth, smaller glass shape inside the concave, frosted outer glass adds an intriguing complexity. Suspended on a brass tube stem.

UL listed suitable for dry and damp locations (US & Canada)	LT235 [---][--]	Small
Socket 120V G9 7W Max (LED bulb included)	LT236 [---][--]	Large
Requires recessed electrical box for installation		
Standard canopy does NOT accommodate sloped ceilings or swagging of this light. Other canopy options are available at an additional cost. Visit the Accessories page on our website to see available canopy options and review compatibility	Glass colors	<input type="radio"/> Clear Frosted/Celadon [CFC]
This fixture is compatible with one or more of SkLO customizable multi-pendant canopy systems. Visit the Accessories page on our website to see available systems and review compatibility	Outer/Inner glass	<input type="radio"/> Clear Frosted/Light Beige [CFL]
		<input type="radio"/> Clear Frosted/White [CFW]
		<input type="radio"/> Smokey Gray Frosted/Celadon [SGC]
		<input type="radio"/> Smokey Gray Frosted/Light Beige [SGL]
		<input type="radio"/> Smokey Gray Frosted/White [SGW]
		<input type="radio"/> Strawberry Frosted/Celadon [SCE]
		<input type="radio"/> Strawberry Frosted/Light Beige [SLB]
		<input type="radio"/> Strawberry Frosted/White [SWH]
Fixture length:		
Fixture includes our field-adjustable Standard Stem Kit (consists of (1) 6"/152mm, (2) 12"/305mm, and (1) 18"/458mm combinable stem sections) – additional Stem Kits are available at additional cost		
Our field-adjustable Extended Stem Kit is available at additional cost (consists of (1) 6"/152mm, (1) 12"/305mm, (1) 18"/458mm, (1) 24"/610mm and (1) 36"/915mm combinable stem sections)		
Custom cut-to-order stems (not field-adjustable) available – requires specified OAL (overall drop length) – minimum OAL 11"/270mm (LT235), 13"/330mm (LT236). Lengths over 53"/1340mm (LT235), 55"/1400mm (LT236) available at additional cost		
Fixture weights (approximate): 5lbs/2.5kg (LT235), 10lbs/4.5kg (LT236)		
Handblown glass production results in variation in dimensions, shape, color saturation, color tint, and imperfections such as small bubbles. This is part of SkLO design intent		
Made in the Czech Republic	Metal finishes	<input type="radio"/> Dark Oxidized [DX]
		<input type="radio"/> Brushed Brass [BB]
		<input type="radio"/> Brushed Nickel [BN]
		<input type="radio"/> Polished Nickel [PN]





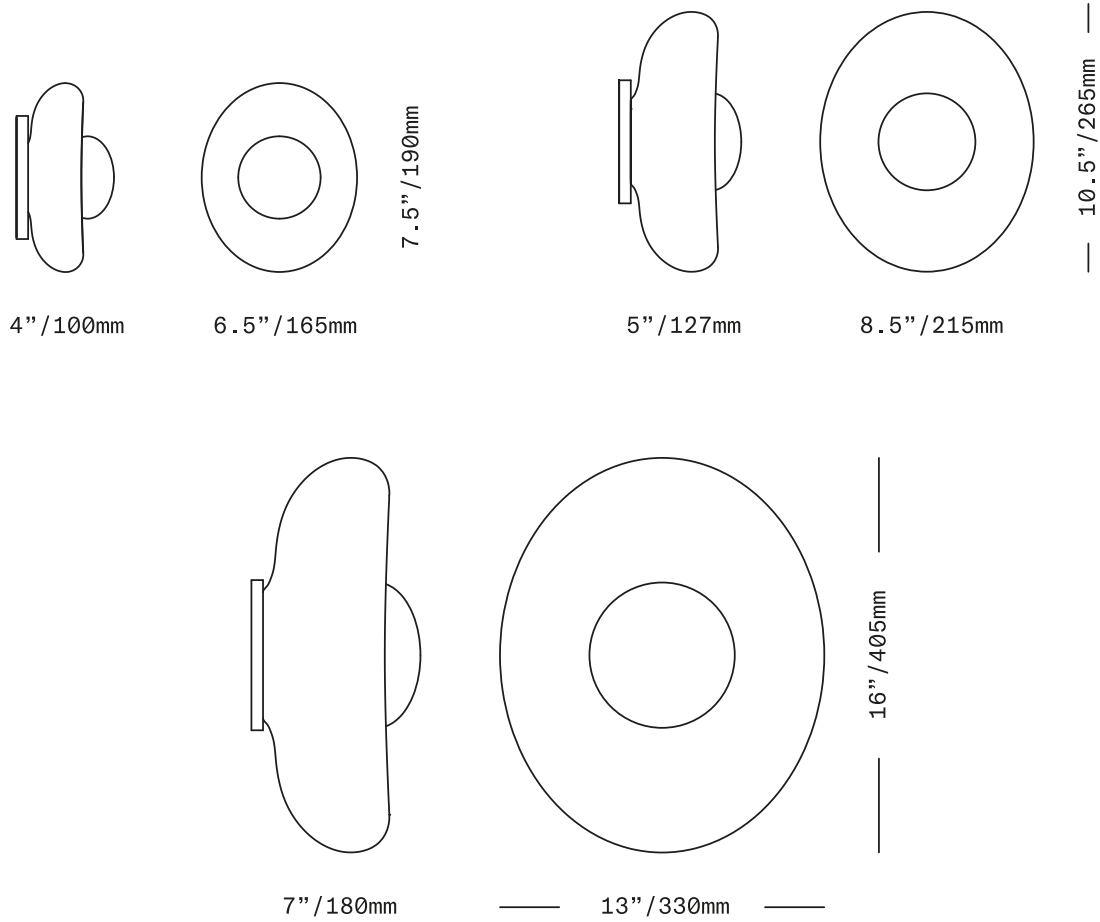


PILLOW SCONCE/CEILING  
Small in smokey gray frosted/light beige, medium in clear frosted/white and large in smokey gray frosted/celadon glass

# SkLO

## Pillow

SCONCE/CEILING



cULus IP20

Lit spheres of glass are nestled into a curving recess in a larger frosted pillow of glass. Each of the two shapes is available in three colors, allowing for a multitude of possible combinations. The soft organic geometry of the Pillow Sconces lends an approachable whimsy; the relationship between the smooth, smaller glass shape inside the concave, frosted outer glass adds an intriguing complexity.

UL listed suitable for dry and damp locations (US & Canada)	LT230 [---][--]	Small
Socket 120V G9 7W Max (LED bulb included)	LT231 [---][--]	Medium
Requires recessed electrical box for installation	LT232 [---][--]	Large
Fixture weights (approximate): 3.3lbs/1.5kg (LT230), 5lbs/2.5kg (LT231), 14lbs/6.5kg (LT232)	Glass colors	
Handblown glass production results in variation in dimensions, shape, color saturation, color tint, and imperfections such as small bubbles. This is part of SkLO design intent	Outer/Inner glass	
Made in the Czech Republic		
	Metal finishes	

○	Clear Frosted/Celadon [CFC]
○	Clear Frosted/Light Beige [CFL]
○	Clear Frosted/White [CFW]
●	Smokey Gray Frosted/Celadon [SGC]
●	Smokey Gray Frosted/Light Beige [SGL]
●	Smokey Gray Frosted/White [SGW]
●	Strawberry Frosted/Celadon [SCE]
●	Strawberry Frosted/Light Beige [SLB]
●	Strawberry Frosted/White [SWH]
●	Dark Oxidized [DX]
●	Brushed Brass [BB]
●	Brushed Nickel [BN]
○	Polished Nickel [PN]







PRINCE PENDANT  
Shown in pastel green/pine tree green glass, brushed brass metal finish

# SkLO

## Prince


PENDANT

SkLO + AvroKO

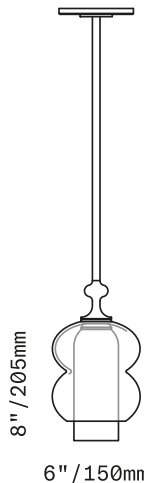
Standard Stem Kit  
48" / 1220mm



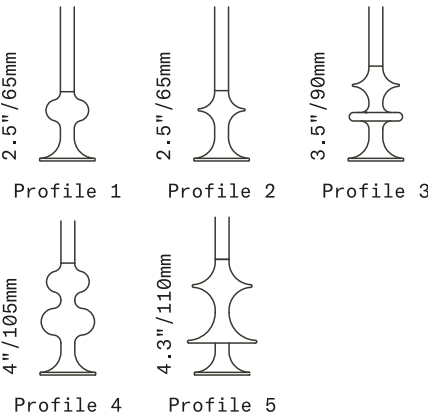
Extended Stem Kit  
96" / 2440mm



5" / 125mm



Profile options:



The Prince Pendant gets its look by layering shape, color, and transparency in handblown glass. A curvy double-ellipsoid outer glass diffuser is rendered in transparent colored glass, and it embraces an inner cylindrical diffuser of opaque glass. The opaque glass glows through the vibrant transparent glass. The effect is gorgeous and demure. The pendant stem transitions above the glass into a decorative metal profile. Available in multiple profile options, glass color combinations, and brass hardware finishes. Part of the SkLO + AvroKO collection – a collaboration between SkLO and the AvroKO Partners.

UL listed suitable for dry and damp locations (US & Canada)

Socket 120V G9 7W Max (LED bulb included)

Requires recessed electrical box for installation

Standard canopy does NOT accommodate sloped ceilings or swagging of this light. Other canopy options are available at an additional cost. Visit the Accessories page on our website to see available canopy options and review compatibility

This fixture is compatible with one or more of SkLO customizable multi-pendant canopy systems. Visit the Accessories page on our website to see available systems and review compatibility

Fixture length:

Fixture includes our field-adjustable Standard Stem Kit (consists of (1) 6"/152mm, (2) 12"/305mm, and (1) 18"/458mm combinable stem sections) – additional Stem Kits are available at additional cost

Our field-adjustable Extended Stem Kit is available at additional cost (consists of (1) 6"/152mm, (1) 12"/305mm, (1) 18"/458mm, (1) 24"/610mm and (1) 36"/915mm combinable stem sections)

Custom cut-to-order stems (not field-adjustable) available – requires specified OAL (overall drop length) – minimum OAL 18"/465mm. Lengths over 60"/1535mm available at additional cost

Fixture weight (approximate): 8lbs/3.5kg

Handblown glass production results in variation in dimensions, shape, color saturation, color tint, and imperfections such as small bubbles. This is part of SkLO design intent

Made in the Czech Republic

LT611 [-----][--]  
LT612 [-----][--]  
LT613 [-----][--]  
LT614 [-----][--]  
LT615 [-----][--]

Profile 1  
Profile 2  
Profile 3  
Profile 4  
Profile 5

- Glass colors
- Light Beige/Olivin [LBEOLV]
  - Pastel Green/Pine Tree Green [PAGPTG]
  - White/Smoke [WHTSMK]
- Metal finishes
- Antique Brass [AB]
  - Dark Oxidized [DX]
  - Brushed Brass [BB]





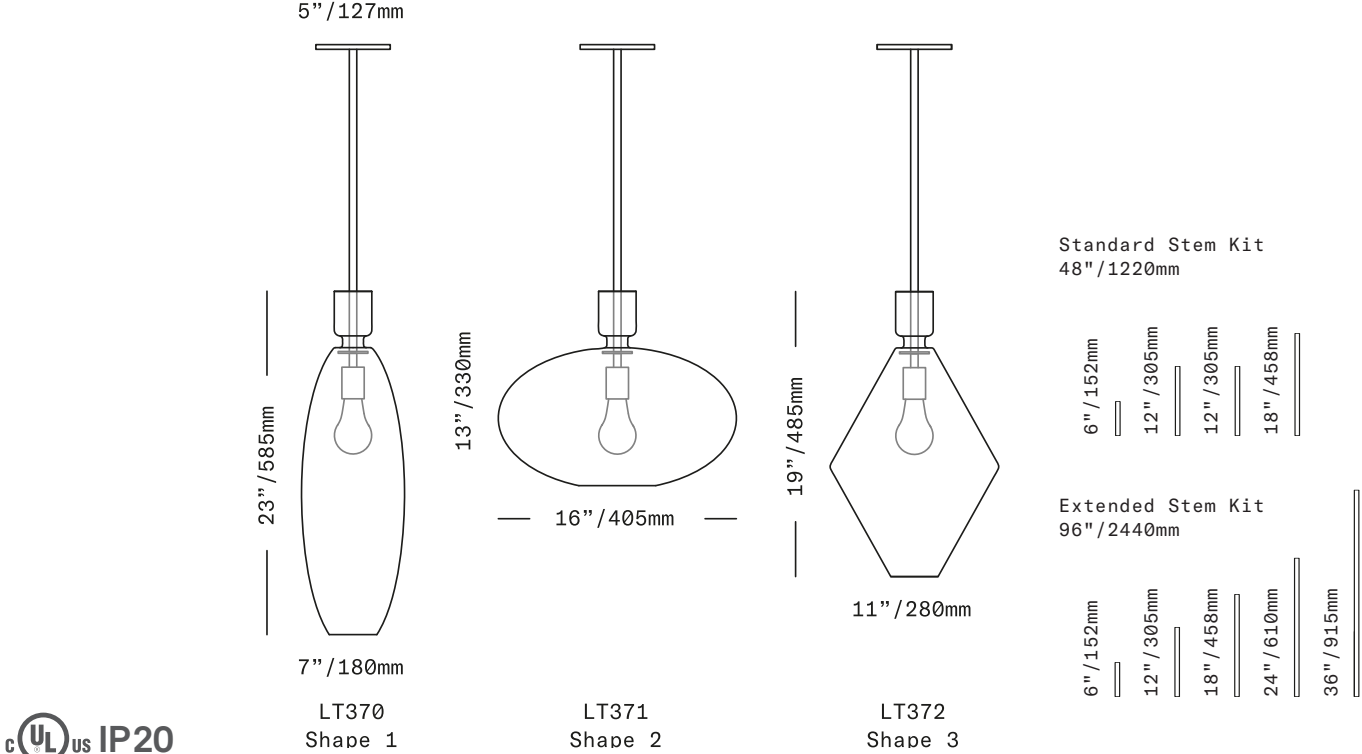


REFLECT PENDANT  
From left: shape 1, shape 2 and shape 3 in brushed brass metal finish

# SkLO

## Reflect

PENDANT



Reflect Pendants are a series of mirror-plated glass pendants in different geometric shapes suspended on rigid brass stems. The glass is mirrored using a unique process that produces an opaque mirror appearance when the light is off but allows light to pass through when on. Each shape has an open mouth at the bottom, the hole ground, and polished. The glass sits on a rest at the end of the stem and lifts to expose the socket for changing the bulb.

UL listed suitable for dry and damp locations (US & Canada)

Socket 120V E26 60W Max (LED bulb included)

Requires recessed electrical box for installation

Standard canopy does NOT accommodate sloped ceilings or swagging of this light. Other canopy options are available at an additional cost. Visit the Accessories page on our website to see available canopy options and review compatibility

This fixture is compatible with one or more of SkLO customizable multi-pendant canopy systems. Visit the Accessories page on our website to see available systems and review compatibility

Fixture length:

Fixture includes our field-adjustable Standard Stem Kit (consists of (1) 6"/152mm, (2) 12"/305mm, and (1) 18"/458mm combinable stem sections) – additional Stem Kits are available at additional cost

Our field-adjustable Extended Stem Kit is available at additional cost (consists of (1) 6"/152mm, (1) 12"/305mm, (1) 18"/458mm, (1) 24"/610mm and (1) 36"/915mm combinable stem sections)

Custom cut-to-order stems (not field-adjustable) available – requires specified OAL (overall drop length) – minimum OAL 25"/635mm (LT370), 15"/380mm (LT371), 21"/535mm (LT372). Lengths over 67"/1705mm (LT370), 57"/1450mm (LT371), 63"/1605mm (LT372) available at additional cost

Fixture weight (approximate): 15lbs/7kg

Handblown glass production results in variation in dimensions, shape, color saturation, color tint, and imperfections such as small bubbles. This is part of SkLO design intent

Made in the Czech Republic

- |                |                        |                 |
|----------------|------------------------|-----------------|
| LT370SLV [-]   | Shape 1                | ○ Silver Mirror |
| LT371SLV [-]   | Shape 2                | ○ Silver Mirror |
| LT372SLV [-]   | Shape 3                | ○ Silver Mirror |
| Metal finishes | ● Dark Oxidized [DX]   |                 |
|                | ● Brushed Brass [BB]   |                 |
|                | ● Brushed Nickel [BN]  |                 |
|                | ○ Polished Nickel [PN] |                 |





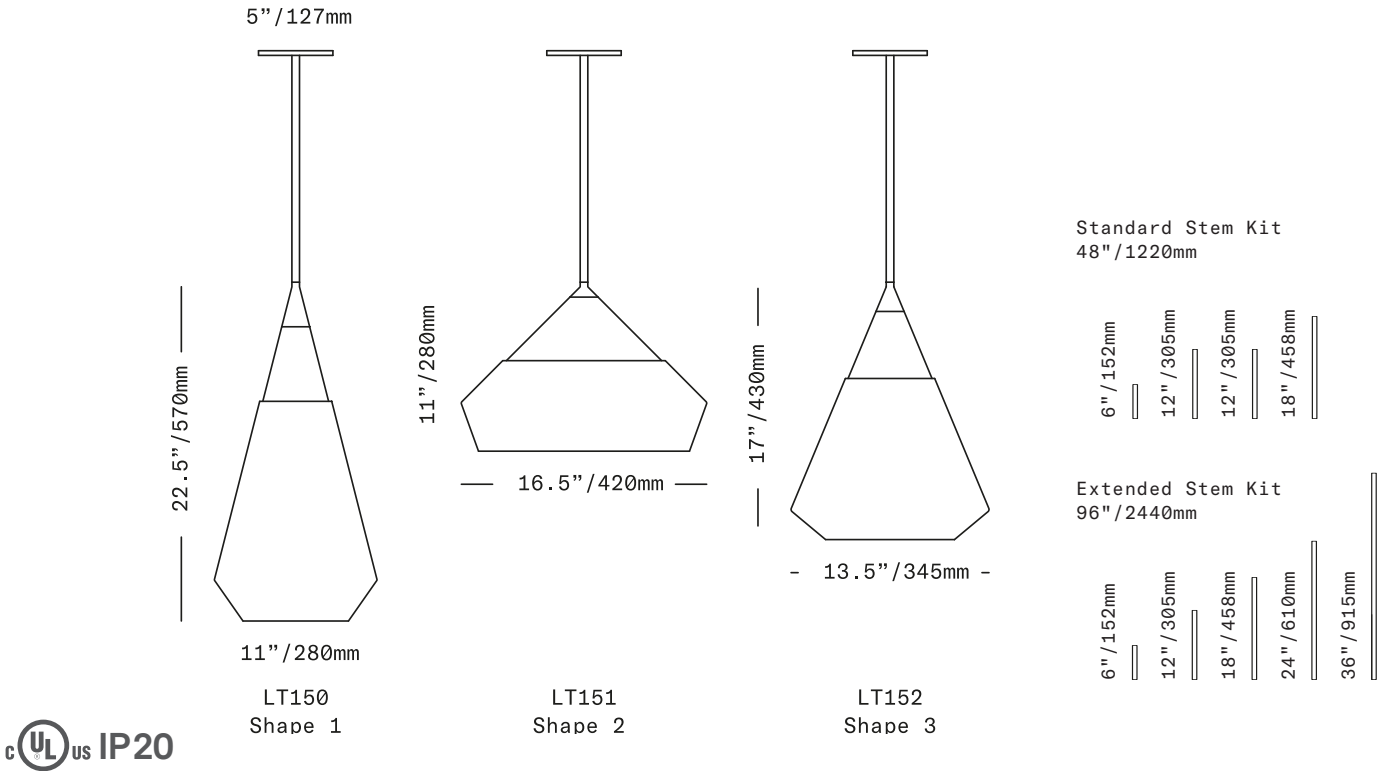


REST PENDANT  
From left: shape 3, shape 2 and shape 1 in brushed brass metal finish

# SkLO

## Rest

PENDANT



Conical shapes of honed carrara marble that support frosted handblown glass shades. Each is topped with a custom brass finial and suspended on a rigid brass stem. The glass shades have an angular geometry that bevels inward at the bottom. The three unique shapes have different proportions and angles, yet all share the same language, making them natural partners when used in groups within the same space. The pairing of metal, marble and handblown glass give them a classic presence.

UL listed suitable for dry and damp locations (US & Canada)

Socket 120V E26 60W Max (LED bulb included)

Requires recessed electrical box for installation

Standard canopy does NOT accommodate sloped ceilings or swagging of this light. Other canopy options are available at an additional cost. Visit the Accessories page on our website to see available canopy options and review compatibility.

This fixture is compatible with one or more of SkLO customizable multi-pendant canopy systems. Visit the Accessories page on our website to see available systems and review compatibility

Fixture length:

Fixture includes our field-adjustable Standard Stem Kit (consists of (1) 6"/152mm, (2) 12"/305mm, and (1) 18"/458mm combinable stem sections) – additional Stem Kits are available at additional cost

Our field-adjustable Extended Stem Kit is available at additional cost (consists of (1) 6"/152mm, (1) 12"/305mm, (1) 18"/458mm, (1) 24"/610mm and (1) 36"/915mm combinable stem sections)

Custom cut-to-order stems (not field-adjustable) available – requires specified OAL (overall drop length) – minimum OAL 29"/730mm (LT150), 17"/440mm (LT151), 23"/590mm (LT152). Lengths over 71"/1800mm (LT150), 59"/1510mm (LT151), 65"/1660mm (LT152) available at additional cost

Fixture weights (approximate): 14lbs/6.5kg (LT150), 19lbs/8.5kg (LT151), 16.5lbs/7.5kg (LT152)

Handblown glass production results in variation in dimensions, shape, color saturation, color tint, and imperfections such as small bubbles. This is part of SkLO design intent

Made in the Czech Republic

LT150 [---][--]	Shape 1
LT151 [---][--]	Shape 2
LT152 [---][--]	Shape 3
Glass colors	<ul style="list-style-type: none"><li>Plum Frosted [FPL]</li><li>Smoke Frosted [FSM]</li><li>Whiskey Frosted [FWS]</li></ul>
Metal finishes	<ul style="list-style-type: none"><li>Dark Oxidized [DX]</li><li>Brushed Brass [BB]</li><li>Brushed Nickel [BN]</li><li>Polished Nickel [PN]</li></ul>





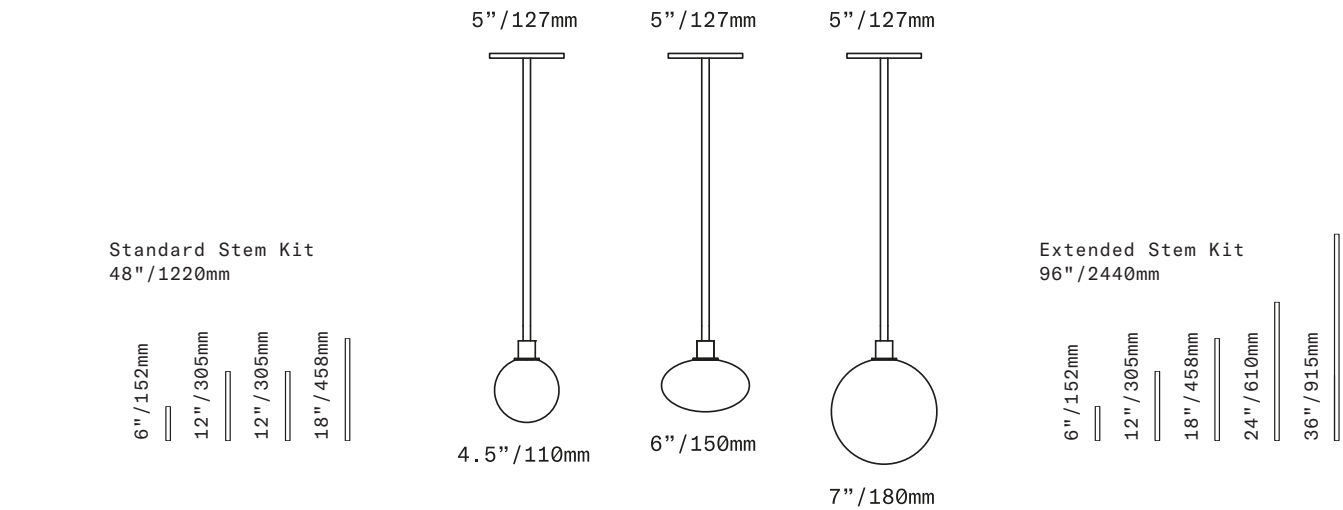


STEM 1X PENDANT  
Shown in 4.5"/110mm white dipped glass, brushed brass metal finish

# SkLO

## Stem 1x

PENDANT



The Stem 1X Pendants are minimal pendants of diffusers of handblown Czech glass suspended on rigid brass stems. The glass diffusers are available in three shapes and in both "dipped" glass, featuring the SkLO double-dipped flame-polished mouth and "textured" glass, featuring a soft, frosted finish and subtle sculpted vertical ridges.

UL listed suitable for dry and damp locations (US & Canada)	LT310 [---][--]	4.5"/110mm sphere glass
Socket 120V G9 7W Max (LED bulb included)	LT312 [---][--]	7"/180mm sphere glass
Requires recessed electrical box for installation	LT313 [---][--]	6"/150mm ellipsoid glass
Standard canopy does NOT accommodate sloped ceilings or swagging of this light. Other canopy options are available at an additional cost. Visit the Accessories page on our website to see available canopy options and review compatibility	Dipped Glass colors	<div><div></div> Clear [CLR]</div> <div><div></div> New Blue [NBL]</div> <div><div></div> Olivin [OLV]</div> <div><div></div> Smoke [SMK]</div> <div><div></div> White [WHT]</div>
This fixture is compatible with one or more of SkLO customizable multi-pendant canopy systems. Visit the Accessories page on our website to see available systems and review compatibility	Textured Glass colors	<div><div></div> Clear [TCL]</div> <div><div></div> Neutral Gray [NGT]</div> <div><div></div> Steel Blue [TSB]</div> <div><div></div> Whiskey [TWS]</div>
Fixture length:  Fixture includes our field-adjustable Standard Stem Kit (consists of (1) 6"/152mm, (2) 12"/305mm, and (1) 18"/458mm combinable stem sections) – additional Stem Kits are available at additional cost  Our field-adjustable Extended Stem Kit is available at additional cost (consists of (1) 6"/152mm, (1) 12"/305mm, (1) 18"/458mm, (1) 24"/610mm and (1) 36"/915mm combinable stem sections)  Custom cut-to-order stems (not field-adjustable) available – requires specified OAL (overall drop length) – minimum OAL 12"/300mm (LT310), 15"/370mm (LT312), 11"/290mm (LT313). Lengths over 54"/1370mm (LT310), 57"/1440mm (LT312), 54"/1360mm (LT313) available at additional cost  Fixture weights (approximate): 3.3lbs/1.5kg (LT310), 5lbs/2.3kg (LT312), 3.3lbs/1.5kg (LT313)  Handblown glass production results in variation in dimensions, shape, color saturation, color tint, and imperfections such as small bubbles. This is part of SkLO design intent  Made in the Czech Republic	Metal finishes	<div><div></div> Dark Oxidized [DX]</div> <div><div></div> Brushed Brass [BB]</div> <div><div></div> Brushed Nickel [BN]</div> <div><div></div> Polished Nickel [PN]</div>





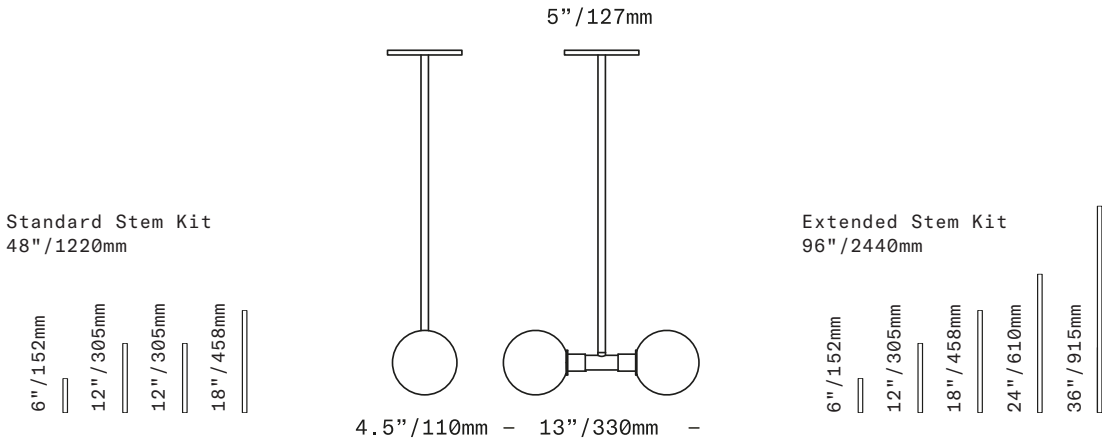


STEM 2X PENDANT  
Shown in 4.5"/110mm white dipped glass, brushed brass metal finish

# SkLO

## Stem 2x

PENDANT



The Stem 2X Pendants are minimal pendants consisting of a pair of 4.5"/110mm diffusers of handblown Czech glass suspended on rigid brass stems. The glass diffusers are available in both "dipped" glass, featuring the SkLO double-dipped flame-polished mouth and "textured" glass, featuring a soft, frosted finish and subtle sculpted vertical ridges.

LT311 [---][--]		Stem 2X Pendant	
Dipped Glass colors		<input type="radio"/> Clear [CLR] <input type="radio"/> New Blue [NBL] <input type="radio"/> Olivin [OLV] <input type="radio"/> Smoke [SMK] <input type="radio"/> White [WHT]	
Textured Glass colors		<input type="radio"/> Clear [TCL] <input type="radio"/> Neutral Gray [NGT] <input type="radio"/> Steel Blue [TSB] <input type="radio"/> Whiskey [TWS]	
Metal finishes		<input type="radio"/> Dark Oxidized [DX] <input type="radio"/> Brushed Brass [BB] <input type="radio"/> Brushed Nickel [BN] <input type="radio"/> Polished Nickel [PN]	

UL listed suitable for dry and damp locations (US & Canada)

Sockets 120V G9 7W Max (LED bulbs included)

Requires recessed electrical box for installation

Standard canopy does NOT accommodate sloped ceilings or swagging of this light. Other canopy options are available at an additional cost. Visit the Accessories page on our website to see available canopy options and review compatibility

This fixture is compatible with one or more of SkLO customizable multi-pendant canopy systems. Visit the Accessories page on our website to see available systems and review compatibility

Fixture length:

Fixture includes our field-adjustable Standard Stem Kit (consists of (1) 6"/152mm, (2) 12"/305mm, and (1) 18"/458mm combinable stem sections) – additional Stem Kits are available at additional cost

Our field-adjustable Extended Stem Kit is available at additional cost (consists of (1) 6"/152mm, (1) 12"/305mm, (1) 18"/458mm, (1) 24"/610mm and (1) 36"/915mm combinable stem sections)

Custom cut-to-order stems (not field-adjustable) available – requires specified OAL (overall drop length) – minimum OAL 9"/230mm. Lengths over 51"/1300mm available at additional cost

Fixture weight (approximate): 6lbs/2.75kg

Handblown glass production results in variation in dimensions, shape, color saturation, color tint, and imperfections such as small bubbles. This is part of SkLO design intent

Made in the Czech Republic



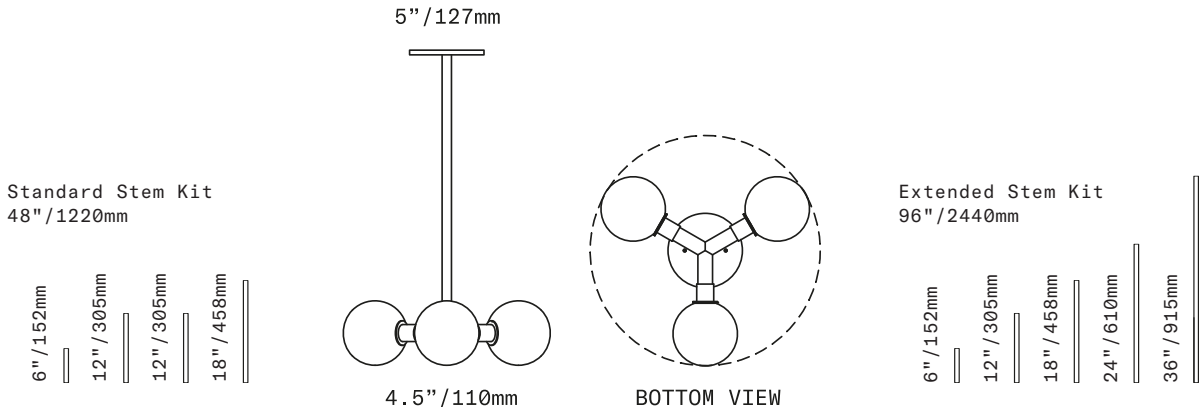


STEM 3X PENDANT  
Shown in smoke dipped glass, brushed brass metal finish

# SkLO

## Stem 3x

PENDANT



The Stem 3X Pendants are minimal pendants of 3 4.5"/110mm diameter diffusers of Czech handblown glass mounted on a 3-arm horizontal armature and suspended on rigid brass stems. The glass diffusers are available in both "dipped" glass, featuring the SkLO double-dipped flame-polished mouth and "textured" glass, featuring a soft, frosted finish and subtle sculpted vertical ridges.

UL listed suitable for dry and damp locations (US & Canada)

Sockets 120V G9 7W Max (LED bulbs included)

Requires recessed electrical box for installation

Standard canopy does NOT accommodate sloped ceilings or swagging of this light. Other canopy options are available at an additional cost. Visit the Accessories page on our website to see available canopy options and review compatibility

This fixture is compatible with one or more of SkLO customizable multi-pendant canopy systems. Visit the Accessories page on our website to see available systems and review compatibility

Fixture length:

Fixture includes our field-adjustable Standard Stem Kit (consists of (1) 6"/152mm, (2) 12"/305mm, and (1) 18"/458mm combinable stem sections) – additional Stem Kits are available at additional cost

Our field-adjustable Extended Stem Kit is available at additional cost (consists of (1) 6"/152mm, (1) 12"/305mm, (1) 18"/458mm, (1) 24"/610mm and (1) 36"/915mm combinable stem sections)

Custom cut-to-order stems (not field-adjustable) available – requires specified OAL (overall drop length) – minimum OAL 9"/230mm. Lengths over 51"/1300mm available at additional cost

Fixture weight (approximate): 9lbs/4kg

Handblown glass production results in variation in dimensions, shape, color saturation, color tint, and imperfections such as small bubbles. This is part of SkLO design intent

Made in the Czech Republic

LT383 [ - - ] [ - - ]	Stem 3X Pendant
Dipped Glass colors	<div><input type="radio"/> Clear [CLR]</div> <div><input type="radio"/> New Blue [NBL]</div> <div><input type="radio"/> Olivin [OLV]</div> <div><input type="radio"/> Smoke [SMK]</div> <div><input type="radio"/> White [WHT]</div>
Textured Glass colors	<div><input type="radio"/> Clear [TCL]</div> <div><input type="radio"/> Neutral Gray [NGT]</div> <div><input type="radio"/> Steel Blue [TSB]</div> <div><input type="radio"/> Whiskey [TWS]</div>
Metal finishes	<div><input type="radio"/> Dark Oxidized [DX]</div> <div><input type="radio"/> Brushed Brass [BB]</div> <div><input type="radio"/> Brushed Nickel [BN]</div> <div><input type="radio"/> Polished Nickel [PN]</div>

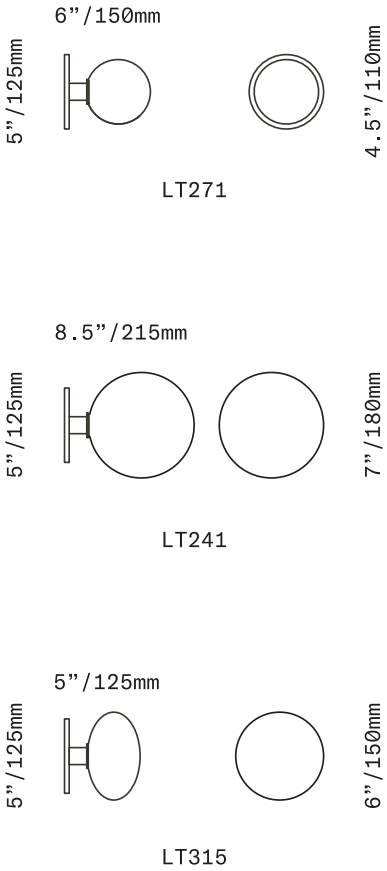




SkLO  
Stem 1x  
SCONCE / CEILING



STEM 1X SCONCE / CEILING  
Clockwise: clear/dark oxidized, new blue/brushed brass, white/brushed brass, olivin/dark oxidized, all 4.5"/110mm dipped glass



The Stem 1X Sconce/Ceiling is a minimal light suitable for use as a ceiling light or wall light. It consists of a single diffuser of handblown Czech glass on a simple brass socket and canopy. The glass diffusers are available in three shapes and in both "dipped" glass, featuring the SkLO double-dipped flame-polished mouth and "textured" glass, featuring a soft, frosted finish and subtle sculpted vertical ridges.

UL listed suitable for dry and damp locations (US & Canada)	LT271 [---][--]	4.5"/110mm sphere glass
Socket 120V G9 7W Max (LED bulb included)	LT241 [---][--]	7"/180mm sphere glass
Requires recessed electrical box for installation	LT315 [---][--]	6"/150mm ellipsoid glass
Fixture weight (approximate): 3.3lbs/1.5kg	Dipped Glass colors	<input type="radio"/> Clear [CLR] <input type="radio"/> New Blue [NBL] <input type="radio"/> Olivin [OLV] <input type="radio"/> Smoke [SMK] <input type="radio"/> White [WHT]
Handblown glass production results in variation in dimensions, shape, color saturation, color tint, and imperfections such as small bubbles. This is part of SkLO design intent	Textured Glass colors	<input type="radio"/> Clear [TCL] <input type="radio"/> Neutral Gray [NGT] <input type="radio"/> Steel Blue [TSB] <input type="radio"/> Whiskey [TWS]
Made in the Czech Republic	Metal finishes	<input type="radio"/> Dark Oxidized [DX] <input type="radio"/> Brushed Brass [BB] <input type="radio"/> Brushed Nickel [BN] <input type="radio"/> Polished Nickel [PN]

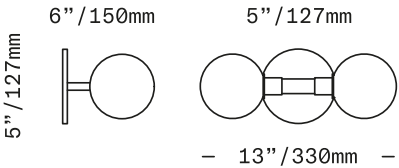


SkLO  
Stem 2x  
SCONCE / CEILING



Project: Salon on the Beach, Concept Residence  
Interior Design: Amanda Pratt Design  
Photography: James Saulsky

STEM 2X SCONCE/CEILING  
Shown in white dipped glass, brushed brass metal finish



The Stem 2X Sconce/Ceiling is a minimal light consisting of a pair of 4.5"/110mm diameter diffusers of handblown Czech glass on a simple symmetrical brass armature. Suitable for use as a ceiling light or as a wall light. The glass diffusers are available in both "dipped" glass, featuring the SkLO double-dipped flame-polished mouth and "textured" glass, featuring a soft, frosted finish and subtle sculpted vertical ridges.

UL listed suitable for dry and damp locations (US & Canada)	LT270 [- - -] [- -]	Stem 2X Sconce/Ceiling
Sockets 120V G9 7W Max (LED bulbs included)		
Requires recessed electrical box for installation	Dipped Glass colors	<div><div></div> Clear [CLR]</div> <div><div></div> New Blue [NBL]</div> <div><div></div> Olivin [OLV]</div> <div><div></div> Smoke [SMK]</div> <div><div></div> White [WHT]</div>
Fixture weight (approximate): 6lbs/2.75kg	Textured Glass colors	<div><div></div> Clear [TCL]</div> <div><div></div> Neutral Gray [NGT]</div> <div><div></div> Steel Blue [TSB]</div> <div><div></div> Whiskey [TWS]</div>
Handblown glass production results in variation in dimensions, shape, color saturation, color tint, and imperfections such as small bubbles. This is part of SkLO design intent		
Made in the Czech Republic	Metal finishes	<div><div></div> Dark Oxidized [DX]</div> <div><div></div> Brushed Brass [BB]</div> <div><div></div> Brushed Nickel [BN]</div> <div><div></div> Polished Nickel [PN]</div>

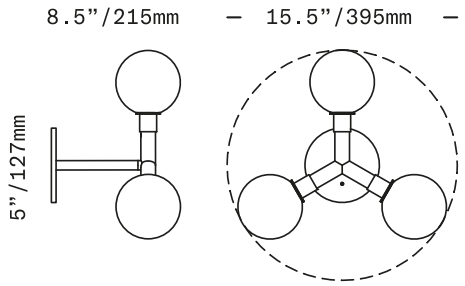




SkLO  
Stem 3x  
SCONCE / CEILING



STEM 3X SCONCE/CEILING  
Shown in new blue dipped glass, dark oxidized metal finish



The Stem 3X Sconce/Ceiling is a minimal light consisting of 3 4.5"/110mm diameter diffusers of handblown Czech glass on a 3-arm brass structure. Suitable for use as a ceiling light or as a wall light. The glass diffusers are available in both "dipped" glass, featuring the SkLO double-dipped flame-polished mouth and "textured" glass, featuring a soft, frosted finish and subtle sculpted vertical ridges.

UL listed suitable for dry and damp locations (US & Canada)	
Sockets 120V G9 7W Max (LED bulbs included)	
Requires recessed electrical box for installation	
Fixture weight (approximate): 9lbs/4kg	
Handblown glass production results in variation in dimensions, shape, color saturation, color tint, and imperfections such as small bubbles. This is part of SkLO design intent	
Made in the Czech Republic	
LT381 [- -][- -]	Stem 3X Sconce/Ceiling
Dipped Glass colors	<div><input type="radio"/> Clear [CLR]</div> <div><input type="radio"/> New Blue [NBL]</div> <div><input type="radio"/> Olivin [OLV]</div> <div><input type="radio"/> Smoke [SMK]</div> <div><input type="radio"/> White [WHT]</div>
Textured Glass colors	<div><input type="radio"/> Clear [TCL]</div> <div><input type="radio"/> Neutral Gray [NGT]</div> <div><input type="radio"/> Steel Blue [TSB]</div> <div><input type="radio"/> Whiskey [TWS]</div>
Metal finishes	<div><input type="radio"/> Dark Oxidized [DX]</div> <div><input type="radio"/> Brushed Brass [BB]</div> <div><input type="radio"/> Brushed Nickel [BN]</div> <div><input type="radio"/> Polished Nickel [PN]</div>

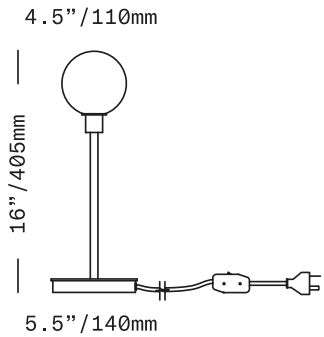




SkLO  
Stem 1X  
TABLE LIGHT



STEM 1X TABLE LIGHT  
Shown in olivin dipped glass, brushed brass metal finish



The Stem 1X Table Light is a minimal design featuring a single, 4.5"/110mm diameter diffuser of handblown Czech glass on a brass stem and base. The glass diffusers are available in both "dipped" glass, featuring the SkLO double-dipped flame-polished mouth and "textured" glass, featuring a soft, frosted finish and subtle sculpted vertical ridges.

UL listed suitable for dry locations only (US & Canada)	LT272 [--][--]	Stem 1X Table Light
Socket 120V G9 7W Max (LED bulb included)	Dipped Glass colors	<div><div></div> Clear [CLR]</div> <div><div></div> New Blue [NBL]</div> <div><div></div> Olivin [OLV]</div> <div><div></div> Smoke [SMK]</div> <div><div></div> White [WHT]</div>
72" (1830mm) black fabric-wrapped cord with in-line switch	Textured Glass colors	<div><div></div> Clear [TCL]</div> <div><div></div> Neutral Gray [NGT]</div> <div><div></div> Steel Blue [TSB]</div> <div><div></div> Whiskey [TWS]</div>
Handblown glass production results in variation in dimensions, shape, color saturation, color tint, and imperfections such as small bubbles. This is part of SkLO design intent	Metal finishes	<div><div></div> Dark Oxidized [DX]</div> <div><div></div> Brushed Brass [BB]</div> <div><div></div> Brushed Nickel [BN]</div> <div><div></div> Polished Nickel [PN]</div>
Made in the Czech Republic		

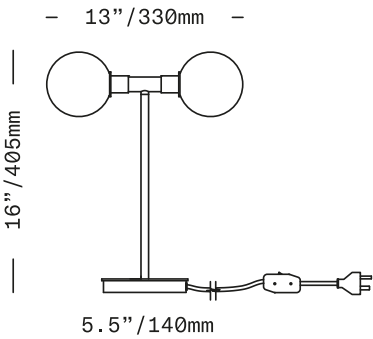






STEM 2X TABLE LIGHT  
Shown in white dipped glass, brushed brass metal finish

SkLO  
Stem 2x  
TABLE LIGHT



The Stem 2X Table Light is a minimal design consisting of a pair of 4.5"/110mm diameter diffusers of handblown Czech glass on a symmetrical armature atop a brass stem and base. The glass diffusers are available in both "dipped" glass, featuring the SkLO double-dipped flame-polished mouth and "textured" glass, featuring a soft, frosted finish and subtle sculpted vertical ridges.

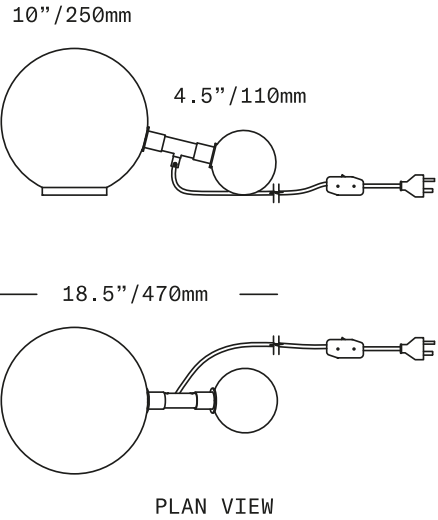
UL listed suitable for dry locations only (US & Canada)		LT273 [- - -][- -]	Stem 2X Table Light
Sockets 120V G9 7W Max (LED bulbs included)		Dipped Glass colors	
72" (1830mm) black fabric-wrapped cord with in-line switch		<input type="radio"/> Clear [CLR]	
		<input type="radio"/> New Blue [NBL]	
Handblown glass production results in variation in dimensions, shape, color saturation, color tint, and imperfections such as small bubbles. This is part of SkLO design intent		<input type="radio"/> Olivin [OLV]	
		<input type="radio"/> Smoke [SMK]	
Made in the Czech Republic		<input type="radio"/> White [WHT]	
		Textured Glass colors	
		<input type="radio"/> Clear [TCL]	
		<input type="radio"/> Neutral Gray [NGT]	
		<input type="radio"/> Steel Blue [TSB]	
		<input type="radio"/> Whiskey [TWS]	
		Metal finishes	
		<input type="radio"/> Dark Oxidized [DX]	
		<input type="radio"/> Brushed Brass [BB]	
		<input type="radio"/> Brushed Nickel [BN]	
		<input type="radio"/> Polished Nickel [PN]	





TWICE LIGHT  
Shown in white glass, brushed brass metal finish

SkLO  
Twice  
LIGHT



cULus IP20

The Twice Light consists of two lit diffusers of handblown Czech glass connected by a cylindrical brass armature. Two diffusers of different diameters make for an asymmetrical light, and they can be ordered in either the same glass color for a monochrome look, or the diffusers can be two different glass colors. A brass ring is included with the light and used under the large diffuser to stabilize the light. The glass diffusers feature the signature SkLO double-dipped, fire-polished mouths which show where the glass is broken from the blower's pipe, making each piece unique.

UL listed suitable for dry locations only (US & Canada)

Sockets 120V G9 7W Max (LED bulbs included)

72" (1830mm) black fabric-wrapped cord with in-line switch

Handblown glass production results in variation in dimensions, shape, color saturation, color tint, and imperfections such as small bubbles. This is part of SkLO design intent

Made in the Czech Republic

LT190 [- - - - -] [- -] Twice Light

Dipped Glass colors

- Clear [CLR]
- New Blue [NBL]
- Olivin [OLV]
- Smoke [SMK]
- White [WHT]

Metal finishes

- Dark Oxidized [DX]
- Brushed Brass [BB]
- Brushed Nickel [BN]
- Polished Nickel [PN]



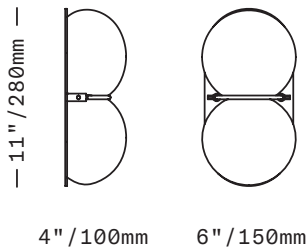




Project: Private Residence, Chicago, Illinois  
Stylist: Studio Gild  
Photography: Mike Schwartz

TWIN 1.0 SCONCE  
Shown in celadon/new blue glass, dark oxidized metal finish

SkLO  
Twin 1.0  
SCONCE



The Twin 1.0 Sconce features a two-tone diffuser of handblown Czech glass made up of two flattened spherical shapes in two colors which are melded together while hot on the glass blowing pipe. The glass is held to a solid brass plate canopy by a brass band that sits between the two spheres. Each sphere is lit from within by its bulb, one in each sphere. The Twin 1.0 sconce is designed to meet ADA requirements in the USA for commercial use in public spaces by always measuring less than 4" total depth from a wall surface. For wall use only – for ceiling applications see the Twin 2.0 Sconce/Ceiling Light. It is strongly recommended that the Twin 1.0 Sconce only be installed in the vertical orientation as shown.

UL listed suitable for dry and damp locations (US & Canada)

Sockets 120V G9 20W Max (LED bulbs included)

Requires recessed electrical box for installation

Fixture weight (approximate): 6lbs/2.75kg

Handblown glass production results in variation in dimensions, shape, color saturation, color tint, and imperfections such as small bubbles. This is part of SkLO design intent

Made in the Czech Republic

LTM06 [-----][--]		Twin 1.0 Sconce
Glass colors	●	Apricot/Flamingo [APRFLA]
	●	Celadon/New Blue [CELNBL]
	●	Light Beige/White [LBEWHT]
	●	Linden Tree Green/Pastel Green [LTGPAG]
	●	Oyster/White [OYSWHT]
Metal finishes	○	White/White [WHTWHT]
	●	Dark Oxidized [DX]
	●	Brushed Brass [BB]
	●	Brushed Nickel [BN]
	○	Polished Nickel [PN]



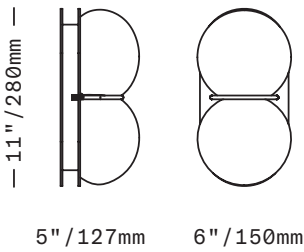




Stylist: Studio Salaris  
Photography: Beppe Brancato

TWIN 2.0 SCONCE/CEILING  
Shown in light beige/white glass, brushed brass metal finish

SkLO  
Twin 2.0  
SCONCE / CEILING



The Twin 2.0 Sconce/Ceiling features a two-tone diffuser of handblown Czech glass made up of two flattened spherical shapes in two colors which are melded together while hot on the glass blowing pipe. The glass is held to a solid brass canopy by a brass band that sits between the two spheres. Each sphere is lit from within by its bulb, one in each sphere.

UL listed suitable for dry and damp locations (US & Canada)

Sockets 120V G9 20W Max (LED bulbs included)

Requires recessed electrical box for installation

Fixture weight (approximate): 10lbs/4.5kg

Handblown glass production results in variation in dimensions, shape, color saturation, color tint, and imperfections such as small bubbles. This is part of SkLO design intent

Made in the Czech Republic

LTM08 [-----][--]	Twin 2.0 Sconce/Ceiling
Glass colors	<ul style="list-style-type: none"><li>● Apricot/Flamingo [APRFLA]</li><li>● Celadon/New Blue [CELNBL]</li><li>● Light Beige/White [LBEWHT]</li><li>● Linden Tree Green/Pastel Green [LTGPAG]</li><li>● Oyster/White [OYSWHT]</li><li>● White/White [WHTWHT]</li></ul>
Metal finishes	<ul style="list-style-type: none"><li>● Dark Oxidized [DX]</li><li>● Brushed Brass [BB]</li><li>● Brushed Nickel [BN]</li><li>● Polished Nickel [PN]</li></ul>





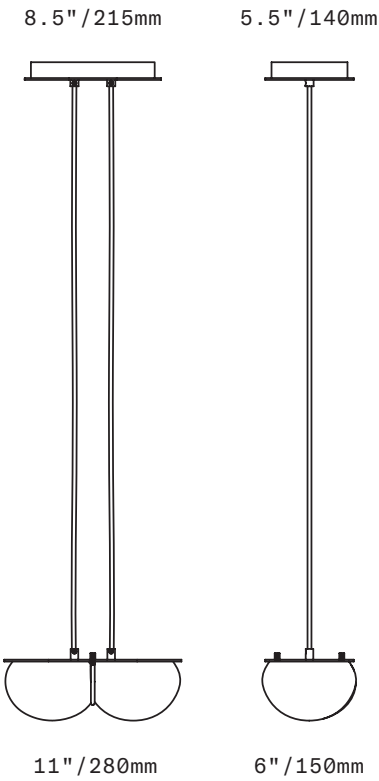


TWIN 3.0 PENDANT  
Shown in oyster/white glass, brushed brass metal finish, black cord

# SkLO

## Twin 3.0

PENDANT



A two-tone diffuser of handblown Czech glass made up of two flattened spherical shapes in two colors which are melded together while hot on the glass blower's pipe. The glass is held to a solid brass canopy by a brass band that sits at the "waist" between the two spheres. Each sphere is lit from within by its own bulb, one in each sphere. Suspended on two fabric-wrapped electrical cords from a canopy whose shape mimics the geometry of the pendant itself.

- UL listed suitable for dry and damp locations (US & Canada)
- Sockets 120V G9 20W Max (LED bulbs included)
- Accommodates sloped ceilings
- Standard cord length 120" (3050mm) – field adjustable – longer lengths available at additional cost
- Fixture weight (approximate): 10lbs/4.5kg
- Handblown glass production results in variation in dimensions, shape, color saturation, color tint, and imperfections such as small bubbles. This is part of SkLO design intent
- Made in the Czech Republic

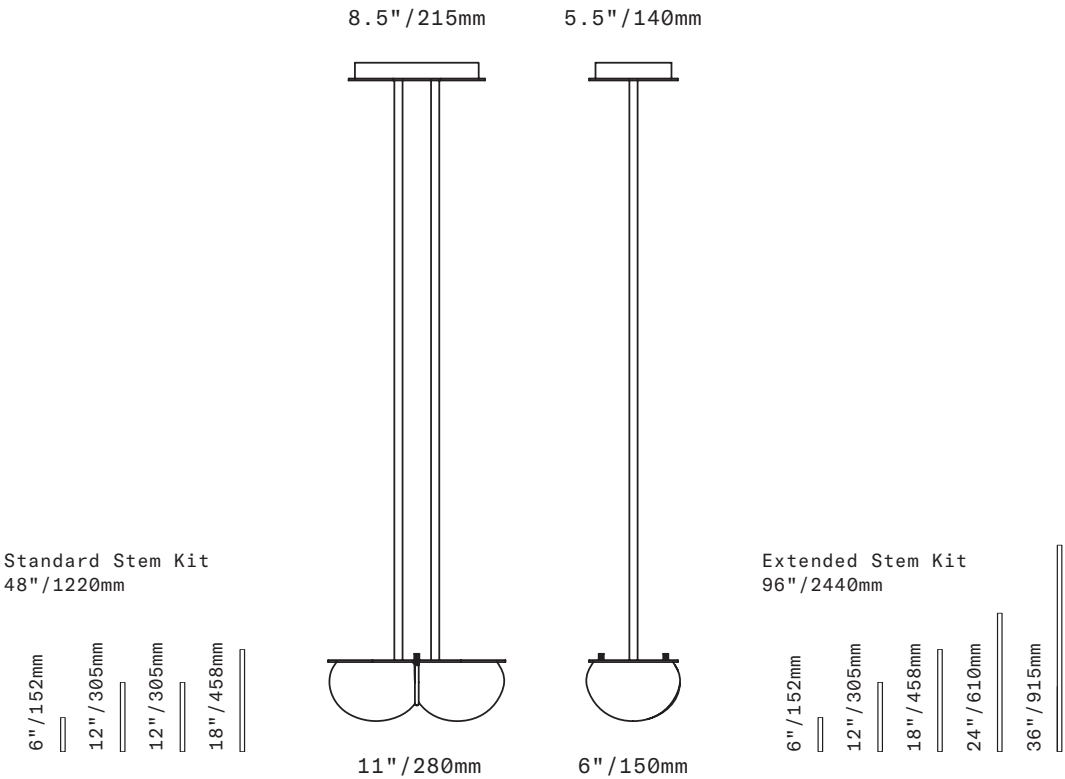
LTM09 [-----][--]		Twin 3.0 Pendant
Glass colors	<span style="color: #e67e22;">●</span>	Apricot/Flamingo [APRFLA]
	<span style="color: #2e8671;">●</span>	Celadon/New Blue [CELNBL]
	<span style="color: #f1c40f;">●</span>	Light Beige/White [LBEWHT]
	<span style="color: #2e8671;">●</span>	Linden Tree Green/Pastel Green [LTGPAG]
	<span style="color: #a6a6a6;">●</span>	Oyster/White [OYSWHT]
Metal finishes	<span style="color: #000000;">●</span>	Dark Oxidized [DX]
	<span style="color: #f1c40f;">●</span>	Brushed Brass [BB]
	<span style="color: #808080;">●</span>	Brushed Nickel [BN]
	<span style="color: #d3d3d3;">●</span>	Polished Nickel [PN]
Cord colors	<span style="color: #000000;">●</span>	Black
	<span style="color: #000080;">●</span>	Blue
	<span style="color: #ffd700;">●</span>	Gold
	<span style="color: #a9a9a9;">●</span>	Gray



SkLO  
Twin 4.0  
PENDANT



TWIN 4.0 PENDANT  
Shown in linden tree green/pastel green glass, brushed brass metal finish



A two-tone diffuser of handblown Czech glass made up of two flattened spherical shapes in two colors which are melded together while hot on the glass blower's pipe. The glass is held to a solid brass canopy by a brass band that sits at the "waist" between the two spheres. Each sphere is lit from within by its own bulb, one in each sphere. Suspended on two rigid brass tube stems from a canopy whose shape mimics the geometry of the pendant itself.

UL listed suitable for dry and damp locations (US & Canada)

Sockets 120V G9 20W Max (LED bulbs included)

Requires recessed electrical box for installation

Does not accommodates sloped ceilings

Fixture length:

Fixture includes our field-adjustable Standard Stem Kit (consists of (1) 6"/152mm, (2) 12"/305mm, and (1) 18"/458mm combinable stem sections) – additional Stem Kits are available at additional cost

Our field-adjustable Extended Stem Kit is available at additional cost (consists of (1) 6"/152mm, (1) 12"/305mm, (1) 18"/458mm, (1) 24"/610mm and (1) 36"/915mm combinable stem sections)

Custom cut-to-order stems (not field-adjustable) available – requires specified OAL (overall drop length) – minimum OAL 11"/280mm. Lengths over 53"/1350mm available at additional cost

Fixture weight (approximate): 12lbs/5.5kg

Handblown glass production results in variation in dimensions, shape, color saturation, color tint, and imperfections such as small bubbles. This is part of SkLO design intent

Made in the Czech Republic

LTM10 [-----][--]	Twin 4.0 Pendant
Glass colors	<ul style="list-style-type: none"><li>● Apricot/Flamingo [APRFLA]</li><li>● Celadon/New Blue [CELNBL]</li><li>● Light Beige/White [LBEWHT]</li><li>● Linden Tree Green/Pastel Green [LTGPAG]</li><li>● Oyster/White [OYSWHT]</li><li>● White/White [WHTWHT]</li></ul>
Metal finishes	<ul style="list-style-type: none"><li>● Dark Oxidized [DX]</li><li>● Brushed Brass [BB]</li><li>● Brushed Nickel [BN]</li><li>● Polished Nickel [PN]</li></ul>







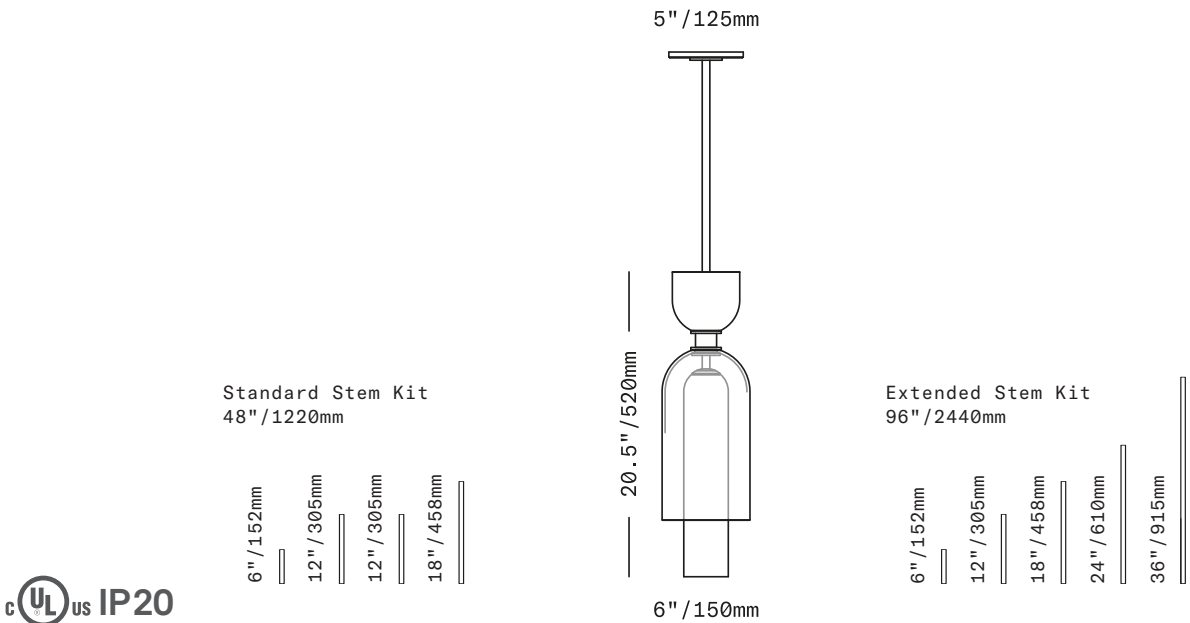
UNION PENDANT  
Shown in light beige/olivin glass, dark oxidized metal finish

# SkLO

## Union

PENDANT

SkLO + AvroKO



The designs of the Union lighting series combine upward- and downward-oriented glass dome shapes of different proportions in carefully curated palettes that mix color, transparency, and texture. The Union Pendant is the largest of the series, composed of three different glass colors and textures. The lower part of the pendant houses its light source within a long, narrow, opaque glass dome, which is itself enclosed within a larger transparent glass dome. Above the detailed brass hardware transition sits a smaller, upward-facing dome of frosted glass. The color palettes are carefully curated to be both compelling and stately. Available in multiple glass color combinations, and brass hardware finishes. Part of the SkLO + AvroKO collection – a collaboration between SkLO and the AvroKO Partners.

UL listed suitable for dry and damp locations (US & Canada)

Socket 120V G9 7W Max (LED bulb included)

Requires recessed electrical box for installation

Standard canopy does NOT accommodate sloped ceilings or swagging of this light. Other canopy options are available at an additional cost. Visit the Accessories page on our website to see available canopy options and review compatibility

This fixture is compatible with one or more of SkLO customizable multi-pendant canopy systems. Visit the Accessories page on our website to see available systems and review compatibility

Fixture length:

Fixture includes our field-adjustable Standard Stem Kit (consists of (1) 6"/152mm, (2) 12"/305mm, and (1) 18"/458mm combinable stem sections) – additional Stem Kits are available at additional cost

Our field-adjustable Extended Stem Kit is available at additional cost (consists of (1) 6"/152mm, (1) 12"/305mm, (1) 18"/458mm, (1) 24"/610mm and (1) 36"/915mm combinable stem sections)

Custom cut-to-order stems (not field-adjustable) available – requires specified OAL (overall drop length) – minimum OAL 27"/685mm. Lengths over 69"/1755mm available at additional cost

Fixture weight (approximate): 9lbs/4kg

Handblown glass production results in variation in dimensions, shape, color saturation, color tint, and imperfections such as small bubbles. This is part of SkLO design intent

Made in the Czech Republic

LT632 [- - - - -][- -]	Union Pendant
Glass colors	<div><div></div> Light Beige/Olivin [LBEOLV]</div> <div><div></div> Pastel Green/Pine Tree Green [PAGPTG]</div> <div><div></div> White/Smoke [WHTSMK]</div>
Metal finishes	<div><div></div> Antique Brass [AB]</div> <div><div></div> Dark Oxidized [DX]</div> <div><div></div> Brushed Brass [BB]</div>





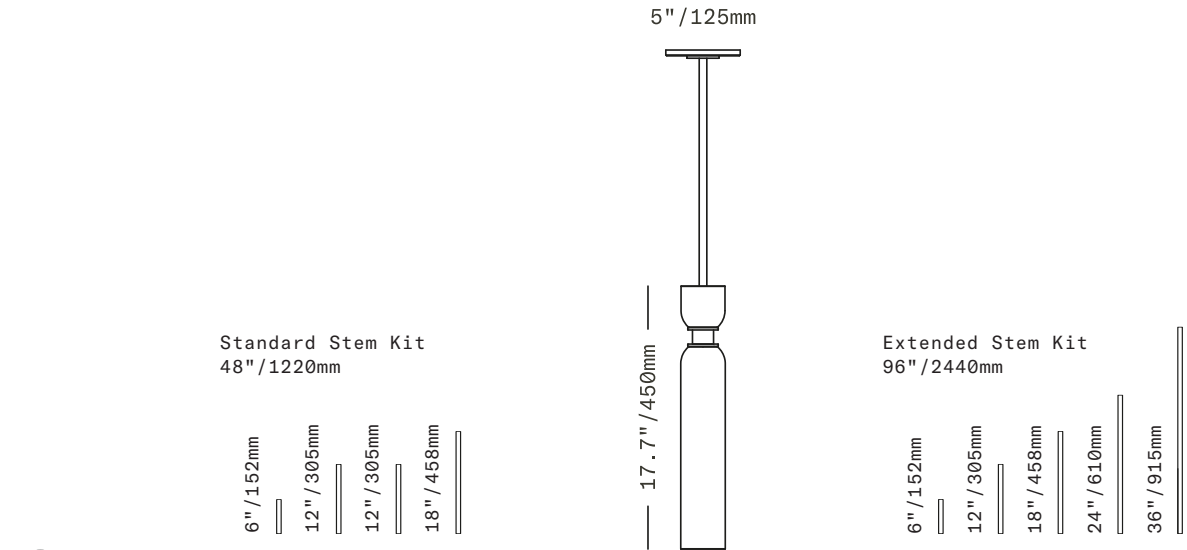
UNION SMALL PENDANT  
Shown in pastel green/pine tree green frosted glass, antique brass metal finish

# SkLO

## Union Small

PENDANT

SkLO + AvroKO



The designs of the Union lighting series combine upward- and downward-oriented glass dome shapes of different proportions in carefully curated palettes that mix color, transparency, and texture. The Union Small Pendant combines a long, narrow, lit dome of opaque glass on the lower half with a smaller, upward-facing dome of frosted glass. The two domes are separated by a brass element featuring classic detailing. It is an exercise in contrasts, offering a meaningful presence despite its size. Available in multiple glass color combinations, and brass hardware finishes. Part of the SkLO + AvroKO collection – a collaboration between SkLO and the AvroKO Partners.

UL listed suitable for dry and damp locations (US & Canada)

Socket 120V G9 7W Max (LED bulb included)

Requires recessed electrical box for installation

Standard canopy does NOT accommodate sloped ceilings or swagging of this light. Other canopy options are available at an additional cost. Visit the Accessories page on our website to see available canopy options and review compatibility

This fixture is compatible with one or more of SkLO customizable multi-pendant canopy systems. Visit the Accessories page on our website to see available systems and review compatibility

Fixture length:

Fixture includes our field-adjustable Standard Stem Kit (consists of (1) 6"/152mm, (2) 12"/305mm, and (1) 18"/458mm combinable stem sections) – additional Stem Kits are available at additional cost

Our field-adjustable Extended Stem Kit is available at additional cost (consists of (1) 6"/152mm, (1) 12"/305mm, (1) 18"/458mm, (1) 24"/610mm and (1) 36"/915mm combinable stem sections)

Custom cut-to-order stems (not field-adjustable) available – requires specified OAL (overall drop length) – minimum OAL 24"/615mm. Lengths over 66"/1685mm available at additional cost

Fixture weight (approximate): 6lbs/2.75kg

Handblown glass production results in variation in dimensions, shape, color saturation, color tint, and imperfections such as small bubbles. This is part of SkLO design intent

Made in the Czech Republic

LT631 [-----][--] Union Small Pendant

Glass colors

- Light Beige/Olivin Frosted [LBEFOL]
- Pastel Green/Pine Tree Green Frosted [PAGFPG]
- White/Smoke Frosted [WHTFSM]

Metal finishes

- Antique Brass [AB]
- Dark Oxidized [DX]
- Brushed Brass [BB]







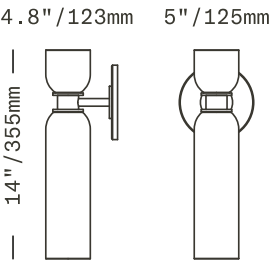
UNION SCONCE  
Shown in white/smoke frosted glass, brushed brass metal finish

# SkLO

## Union

SCONCE

SkLO + AvroKO



The designs of the Union lighting series combine upward- and downward-oriented glass dome shapes of different proportions in carefully curated palettes that mix color, transparency, and texture. The Union Sconce combines a long, narrow, lit dome of opaque glass on the lower half with a smaller, upward-facing dome of frosted glass. The two domes are separated by a brass element featuring classic detailing. The Union Sconce offers a meaningful presence in a modest package. Available in multiple glass color combinations, and brass hardware finishes. Part of the SkLO + AvroKO collection – a collaboration between SkLO and the AvroKO Partners.

UL listed suitable for dry and damp locations (US & Canada)

Socket 120V G9 7W Max (LED bulb included)

Requires recessed electrical box for installation

Fixture weight (approximate): 5lbs/2.3kg

Handblown glass production results in variation in dimensions, shape, color saturation, color tint, and imperfections such as small bubbles. This is part of SkLO design intent

Made in the Czech Republic

LT630 [-----][--]

Union Sconce

Glass colors

- Light Beige/Olivin Frosted [LBEFOL]
- Pastel Green/Pine Tree Green Frosted [PAGFPG]
- White/Smoke Frosted [WHTFSM]

Metal finishes

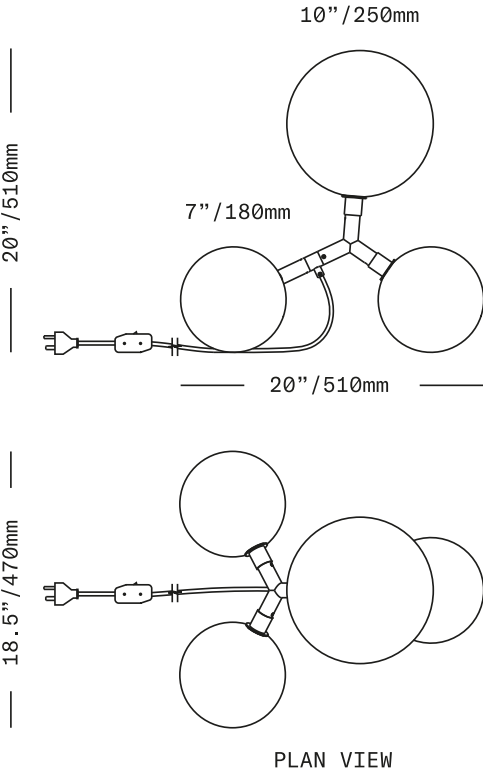
- Antique Brass [AB]
- Dark Oxidized [DX]
- Brushed Brass [BB]



SkLO  
Veer  
LIGHT



VEER LIGHT  
Shown in white glass, brushed brass metal finish



cULus IP20

The Veer Light consists of four diffusers of handblown Czech glass on a brass armature. Three of the diffusers are 7" (180mm) in diameter, and the fourth is 10" (250mm) in diameter. The glass diffusers feature the signature SkLO double-dipped, fire-polished mouths which show where the glass is broken from the blower's pipe, making each unique.

UL listed suitable for dry locations only (US & Canada)

Sockets 120V G9 7W Max (LED bulbs included)

72" (1830mm) black fabric-wrapped cord with in-line switch

Handblown glass production results in variation in dimensions, shape, color saturation, color tint, and imperfections such as small bubbles. This is part of SkLO design intent

Made in the Czech Republic

LT380 [- -][- -]

Glass colors

Veer Light

- Clear [CLR]
- New Blue [NBL]
- Olivin [OLV]
- Smoke [SMK]
- White [WHT]

Metal finishes

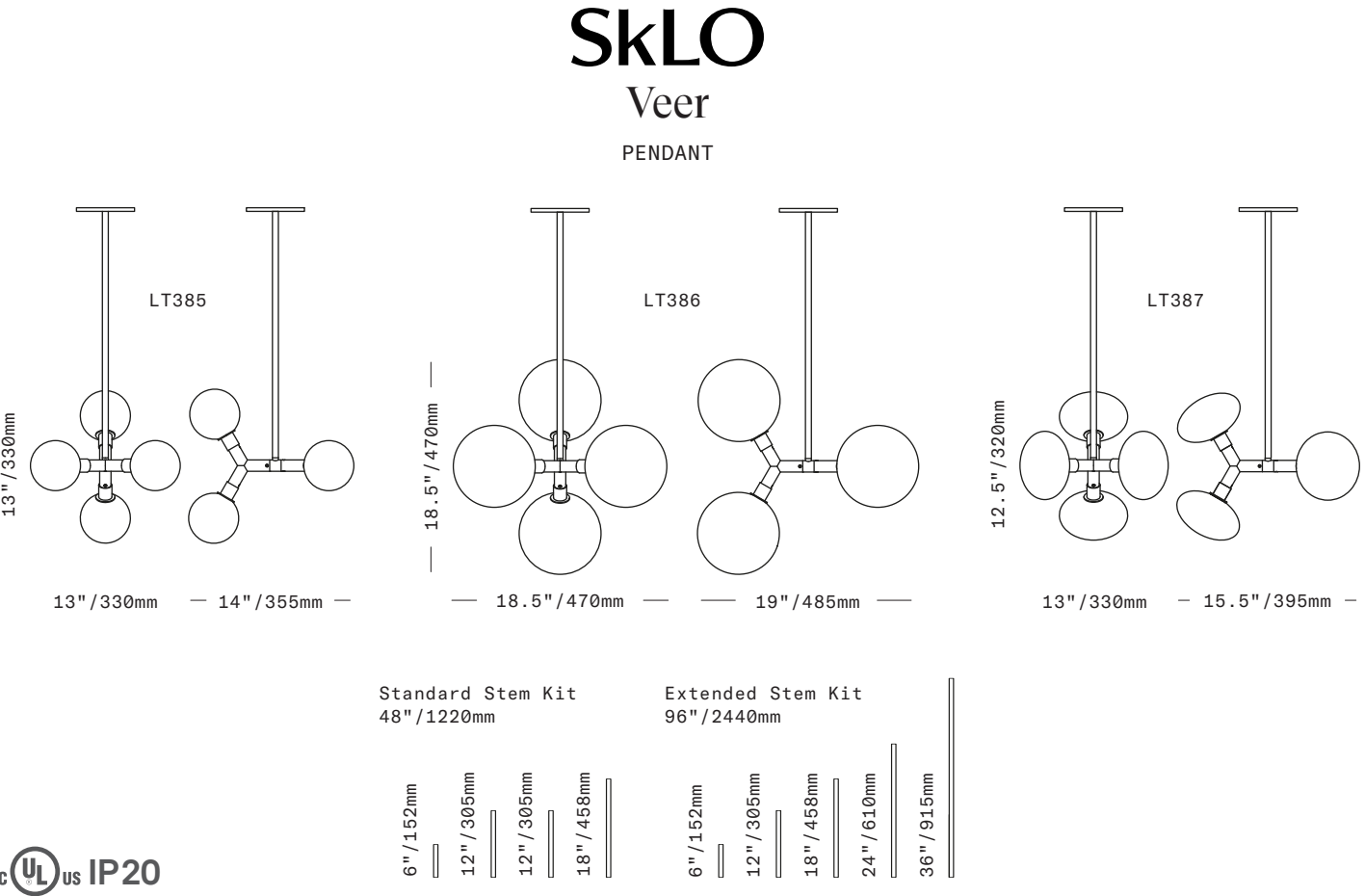
- Dark Oxidized [DX]
- Brushed Brass [BB]
- Brushed Nickel [BN]
- Polished Nickel [PN]







VEER PENDANT  
Shown in 7"/180mm white dipped glass, brushed brass metal finish



The Veer Pendant consists of 4 diffusers of handblown Czech glass mounted on a 4-arm brass structure and suspended on a rigid brass stem. The glass diffusers are available in three shapes and in both "dipped" glass, featuring the SkLO double-dipped flame-polished mouth and "textured" glass, featuring a soft, frosted finish and subtle sculpted vertical ridges.

UL listed suitable for dry and damp locations (US & Canada)  
Sockets 120V G9 7W Max (LED bulbs included)  
Requires recessed electrical box for installation

Standard canopy does NOT accommodate sloped ceilings or swagging of this light. Other canopy options are available at an additional cost. Visit the Accessories page on our website to see available canopy options and review compatibility

This fixture is compatible with one or more of SkLO customizable multi-pendant canopy systems. Visit the Accessories page on our website to see available systems and review compatibility

Fixture length:  
Fixture includes our field-adjustable Standard Stem Kit (consists of (1) 6"/152mm, (2) 12"/305mm, and (1) 18"/458mm combinable stem sections) – additional Stem Kits are available at additional cost

Our field-adjustable Extended Stem Kit is available at additional cost (consists of (1) 6"/152mm, (1) 12"/305mm, (1) 18"/458mm, (1) 24"/610mm and (1) 36"/915mm combinable stem sections)

Custom cut-to-order stems (not field-adjustable) available – requires specified OAL (overall drop length) – minimum OAL 13"/340mm (LT385), 16"/400mm (LT386), 13"/330mm (LT387). Lengths over 56"/1410mm (LT385), 58"/1470mm (LT386), 55"/1400mm (LT387) available at additional cost

Fixture weights (approximate): 15lbs/7kg (LT385), 20lbs/9kg (LT386), 15lbs/7kg (LT387)

Handblown glass production results in variation in dimensions, shape, color saturation, color tint, and imperfections such as small bubbles. This is part of SkLO design intent

Made in the Czech Republic

- LT385 [---][--]

LT386 [---][--]

LT387 [---][--]

4.5"/110mm sphere glass

7"/180mm sphere glass

6"/150mm ellipsoid glass
- Dipped Glass colors

Textured Glass colors

Metal finishes

☐ Clear [CLR]

☐ New Blue [NBL]

☐ Olivin [OLV]

☐ Smoke [SMK]

☐ White [WHT]

☐ Clear [TCL]

☐ Neutral Gray [NGT]

☐ Steel Blue [TSB]

☐ Whiskey [TWS]

☐ Dark Oxidized [DX]

☐ Brushed Brass [BB]

☐ Brushed Nickel [BN]

☐ Polished Nickel [PN]





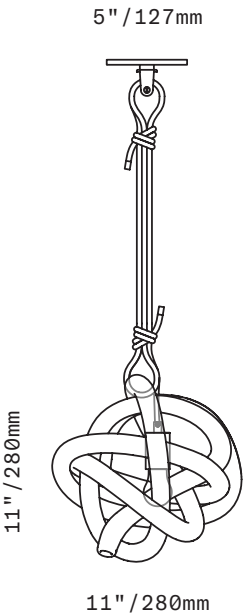


WRAP PENDANT  
Shown in smoke glass, dark oxidized metal finish, black cord

# SkLO

## Wrap

PENDANT



Our signature SkLO Large Wrap, a continuous wound length of a handblown Czech glass tube, is transformed into a pendant. Suspended on a hand-tied length of fabric-wrapped electrical cord. The socket is also suspended on a matching intertwined length of fabric-wrapped electrical cord and allows the light bulb to be nestled within the glass element.

UL listed suitable for dry and damp locations (US & Canada)

Socket 120V E26 60W Max (LED bulb included)

Requires recessed electrical box for installation

Accommodates sloped ceilings

This fixture is compatible with one or more of SkLO customizable multi-pendant canopy systems. Visit the Accessories page on our website to see available systems and review compatibility

Specify overall drop length – not field adjustable

Minimum overall drop length: 26"/660mm

Lengths over 48"/1220mm available at additional cost

Fixture weight (approximate): 7lbs/3kg

Handblown glass production results in variation in dimensions, shape, color saturation, color tint, and imperfections such as small bubbles. This is part of SkLO design intent

Made in the Czech Republic

LT120 [---][--]

Glass colors

Wrap Pendant

- Amber [AMB]
- Clear [CLR]
- Gray [GRY]
- New Blue [NBL]
- Silver Mirror [SLV]
- Smoke [SMK]
- Steel Blue [SBL]
- White [WHT]

Metal finishes

- Dark Oxidized [DX]
- Brushed Brass [BB]
- Brushed Nickel [BN]
- Polished Nickel [PN]

Cord colors

- Black
- Blue
- Gold
- Gray







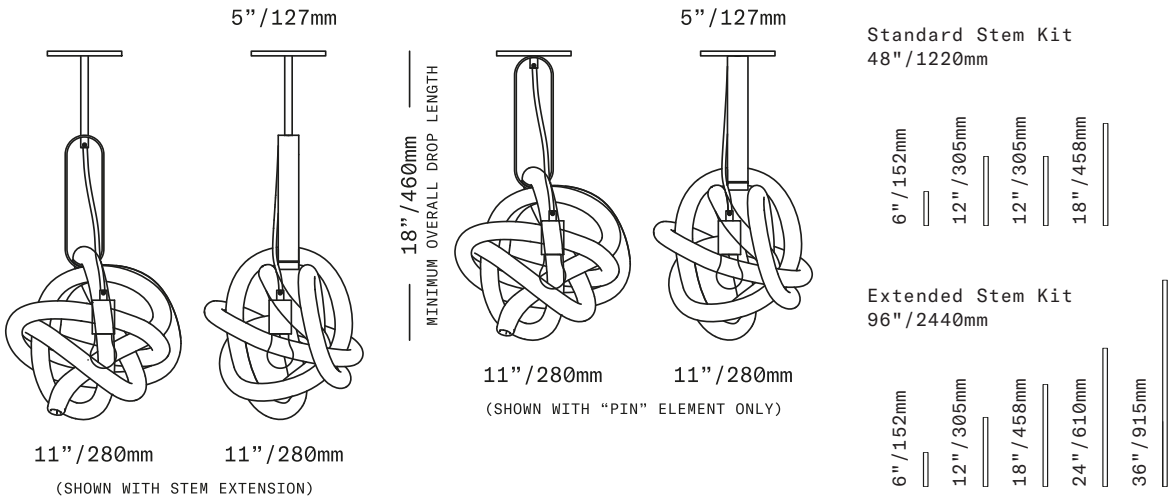
WRAP PIN PENDANT



SkLO  
Wrap Pin 1.09  
PENDANT



WRAP PIN 1.09/WRAP PIN 1.21 PENDANT  
Shown in white glass, brushed brass metal finish, black cord



Our signature SkLO Large Wrap, a continuous wound length of the handblown Czech glass tube, is featured on the Wrap Pin Pendant. The glass element hangs from a brass “pin” element, made of a continuous ribbon of a brass bar, which opens and closes to allow for removal of the glass. The brass socket is suspended on an exposed fabric-wrapped electrical cord from the top of the “pin” and suspends the light bulb within the opening at the top of the glass.

UL listed suitable for dry and damp locations (US & Canada)

Socket 120V E26 60W Max (LED bulb included)

Requires recessed electrical box for installation

Standard canopy does NOT accommodate sloped ceilings or swagging of this light. Other canopy options are available at an additional cost. Visit the Accessories page on our website to see available canopy options and review compatibility

This fixture is compatible with one or more of SkLO customizable multi-pendant canopy systems. Visit the Accessories page on our website to see available systems and review compatibility

Fixture length:

Fixture includes our field-adjustable Standard Stem Kit (consists of (1) 6"/152mm, (2) 12"/305mm, and (1) 18"/458mm combinable stem sections) – additional Stem Kits are available at additional cost

Our field-adjustable Extended Stem Kit is available at additional cost (consists of (1) 6"/152mm, (1) 12"/305mm, (1) 18"/458mm, (1) 24"/610mm and (1) 36"/915mm combinable stem sections)

Custom cut-to-order stems (not field-adjustable) available – requires specified OAL (overall drop length) – minimum OAL 25"/640mm. Lengths over 67"/1710mm available at additional cost

Fixture weight (approximate): 7lbs/3kg

Handblown glass production results in variation in dimensions, shape, color saturation, color tint, and imperfections such as small bubbles. This is part of SkLO design intent

Made in the Czech Republic

LT127 [---][--]  
Wrap Pin 1.09 Pendant

- Glass colors
- Amber [AMB]
  - Clear [CLR]
  - Gray [GRY]
  - New Blue [NBL]
  - Silver Mirror [SLV]
  - Smoke [SMK]
  - Steel Blue [SBL]
  - White [WHT]
- Metal finishes
- Dark Oxidized [DX]
  - Brushed Brass [BB]
  - Brushed Nickel [BN]
  - Polished Nickel [PN]
- Cord colors
- Black
  - Blue
  - Gold
  - Gray





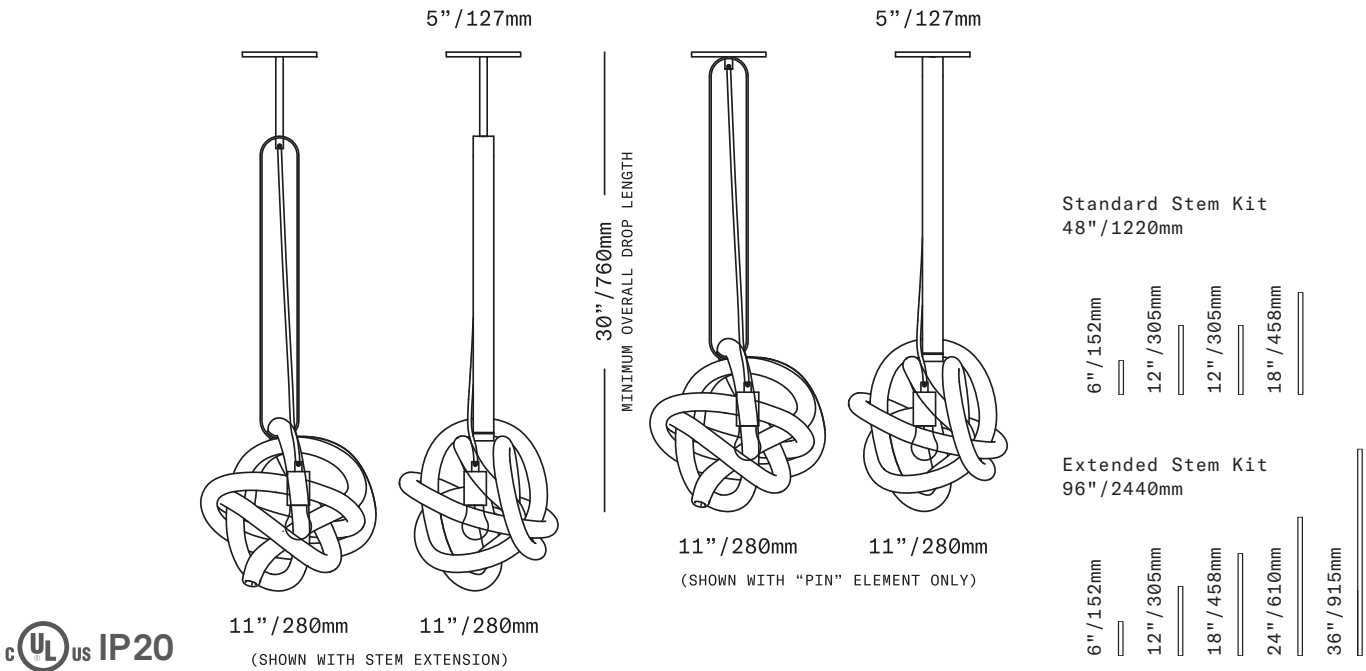
# SkLO

## Wrap Pin 1.21

PENDANT



WRAP PIN 1.21 PENDANT  
Shown in clear glass, brushed brass metal finish, gold cord



Our signature SkLO Large Wrap, a continuous wound length of the handblown Czech glass tube, is featured on the Wrap Pin Pendant. The glass element hangs from a brass “pin” element, made of a continuous ribbon of a brass bar, which opens and closes to allow for removal of the glass. The brass socket is susposed on an exposed fabric-wrapped electrical cord from the top of the “pin” and suspends the light bulb within the opening at the top of the glass.

UL listed suitable for dry and damp locations (US & Canada)

Socket 120V E26 60W Max (LED bulb included)

Requires recessed electrical box for installation

Accommodates sloped ceilings

Standard canopy does NOT accommodate sloped ceilings or swagging of this light. Other canopy options are available at an additional cost. Visit the Accessories page on our website to see available canopy options and review compatibility

This fixture is compatible with one or more of SkLO customizable multi-pendant canopy systems. Visit the Accessories page on our website to see available systems and review compatibility

Fixture length:

Fixture includes our field-adjustable Standard Stem Kit (consists of (1) 6"/152mm, (2) 12"/305mm, and (1) 18"/458mm combinable stem sections) – additional Stem Kits are available at additional cost

Our field-adjustable Extended Stem Kit is available at additional cost (consists of (1) 6"/152mm, (1) 12"/305mm, (1) 18"/458mm, (1) 24"/610mm and (1) 36"/915mm combinable stem sections)

Custom cut-to-order stems (not field-adjustable) available – requires specified OAL (overall drop length) – minimum OAL 35"/900mm. Lengths over 78"/1970mm available at additional cost

Fixture weight (approximate): 8lbs/3.5kg

Handblown glass production results in variation in dimensions, shape, color saturation, color tint, and imperfections such as small bubbles. This is part of SkLO design intent

Made in the Czech Republic

LT126 [--][--]

- Glass colors
- Amber [AMB]
  - Clear [CLR]
  - Gray [GRY]
  - New Blue [NBL]
  - Silver Mirror [SLV]
  - Smoke [SMK]
  - Steel Blue [SBL]
  - White [WHT]
- Metal finishes
- Dark Oxidized [DX]
  - Brushed Brass [BB]
  - Brushed Nickel [BN]
  - Polished Nickel [PN]
- Cord colors
- Black
  - Blue
  - Gold
  - Gray



SkLO ships worldwide from the Czech Republic

Inquiries:

SkLO EU [eu@sklo.com](mailto:eu@sklo.com)

SkLO US [us@sklo.com](mailto:us@sklo.com)

[www.sklo.com](http://www.sklo.com)



[sklo.com](http://sklo.com)

SkLO US 115 WEST NORTH STREET HEALDSBURG CALIFORNIA 95448 USA +1.707.385.2101 [us@sklo.com](mailto:us@sklo.com)

SkLO EU BRATŘÍ ŠTEFANŮ 902/71 500 03 HRADEC KRÁLOVÉ CZECH REPUBLIC +420.495.542.071 [eu@sklo.com](mailto:eu@sklo.com)