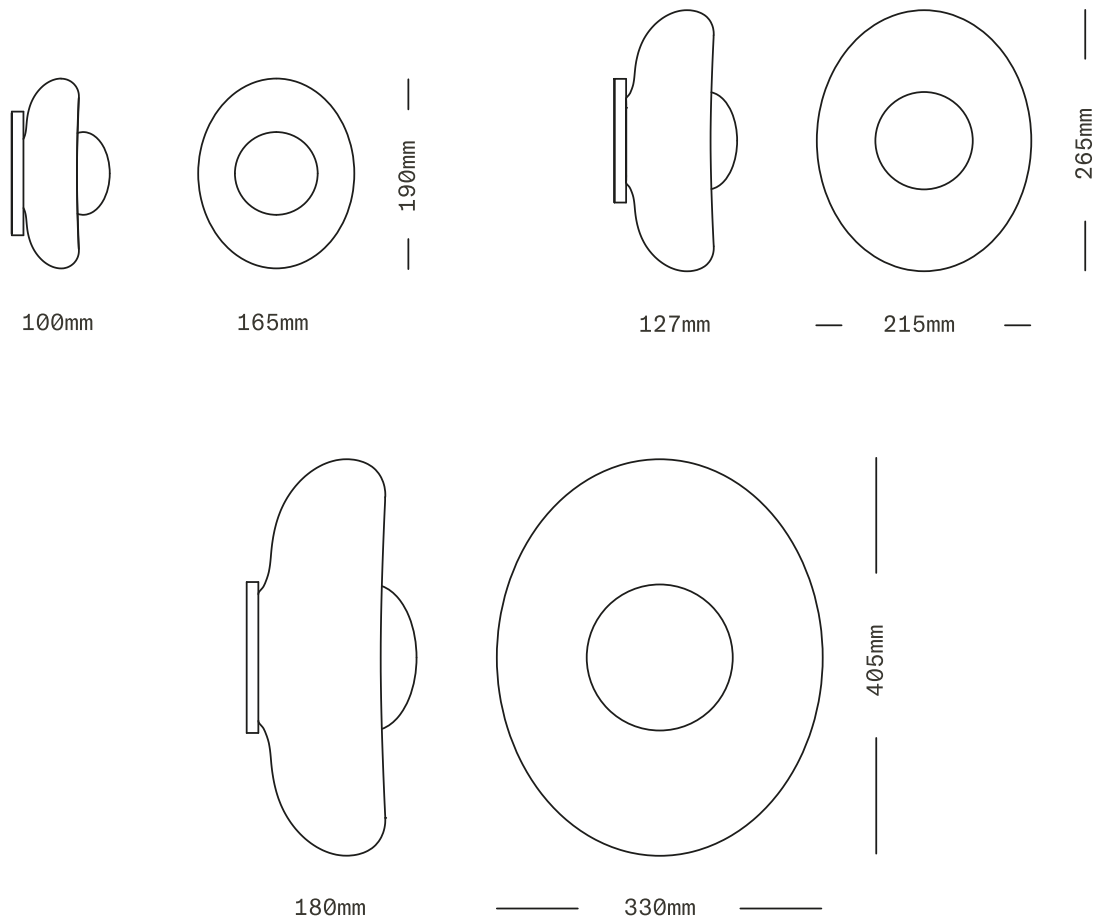


# SkLO

## Pillow

SCONCE/CEILING



Lit spheres of glass are nestled into a curving recess in a larger frosted pillow of glass. Each of the two shapes is available in three colors, allowing for a multitude of possible combinations. The soft organic geometry of the Pillow Sconces lends an approachable whimsy; the relationship between the smooth, smaller glass shape inside the concave, frosted outer glass adds an intriguing complexity.

Socket 220-240V G9 7W Max (LED bulb included)

Fixture weights (approximate): 1.5kg (LT230), 2.5kg (LT231), 6.5kg (LT232)

Handblown glass production results in variation in dimensions, shape, color saturation, color tint, and imperfections such as small bubbles. This is part of SkLO design intent

Made in the Czech Republic

LT230 [---][--]

LT231 [---][--]

LT232 [---][--]




Small

Medium


Large

Glass colors





Outer/Inner glass

-  Clear Frosted/Celadon [CFC]
-  Clear Frosted/Light Beige [CFL]
-  Clear Frosted/White [CFW]

-  Smokey Gray Frosted/Celadon [SGC]
-  Smokey Gray Frosted/Light Beige [SGL]
-  Smokey Gray Frosted/White [SGW]

-  Strawberry Frosted/Celadon [SCE]
-  Strawberry Frosted/Light Beige [SLB]
-  Strawberry Frosted/White [SWH]

Metal finishes

-  Dark Oxidized [DX]
-  Brushed Brass [BB]
-  Brushed Nickel [BN]
-  Polished Nickel [PN]

