


SkLO

Light





The desire to bring light to glass is irresistible. It is precisely this unique relationship with light that makes handblown glass so magical. It is this phenomenon that we explore in the designs of our Light Collection.

Our process of design and development is painstaking. We bring metal to the glass, to give structure and scale. Rather than an afterthought, it is the relationship between metal, glass, and light that drives our design process. Our designs seek to achieve harmony and balance between these materials, to give beautiful light. We achieve this through technology and complexity, but the light itself must seem natural and effortless.

In our Light Collection, our commitment to craft and handmade quality goes beyond the handblown glass. Our metals are substantial and solid. Exposed fasteners and expressed joints mark our work. Traditional metalsmithing, custom machining, hand-applied finishes, and careful attention to detail are the hallmarks of SkLO.

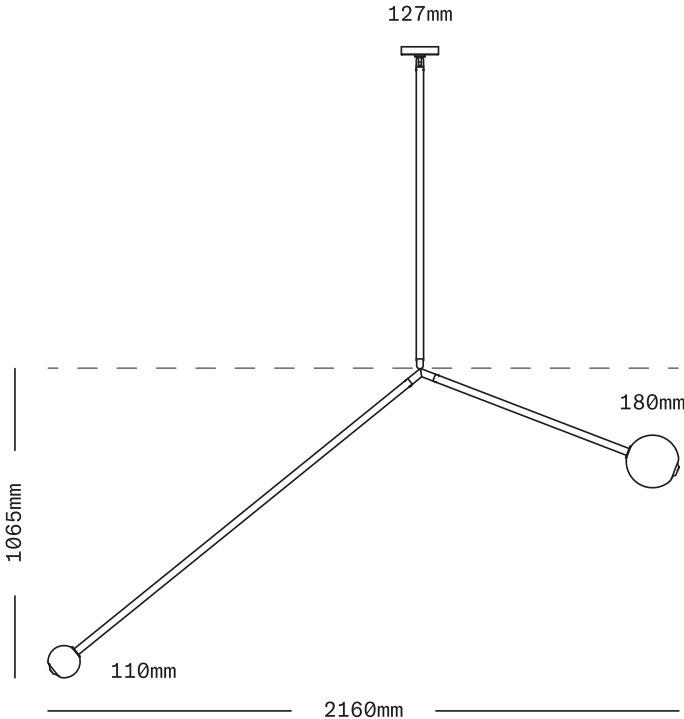
SkLO is a design and manufacturing company with locations in both California (SkLO US) and the Czech Republic (SKLO EU). We produce lighting to serve global markets, with certifications such as UL listing and CE marking.

TWIN 1.0 SCONCE
Project: Oiji Mi Restaurant
Interior Design: AvroKO
Photography: Christian Harder

SkLO
Angle 1.0
PENDANT



ANGLE 1.0 PENDANT
Shown in neutral gray textured glass and brushed brass metal finish



A dynamic asymmetrical tubular brass structure of the Angle 1.0 Pendant combines with minimal handblown glass diffusers to create a striking yet airy composition. Subtle variations in the weights of the handblown glass diffusers mean that the aspect of the pendant will have an inherent range, varying from one to the next. This is part of the design intent, adding depth and originality to every fixture. Perfect for large spaces.

Sockets 220-240V G9 7W Max

LED bulbs included

Accommodates sloped ceilings

Specify overall drop length – Rigid brass tube stems are not field adjustable

Minimum overall drop length: 915mm

Lengths over 1520mm available at additional cost

All glass dimensions are approximate – handblown glass dimensions vary by nature and intent

Made in the Czech Republic

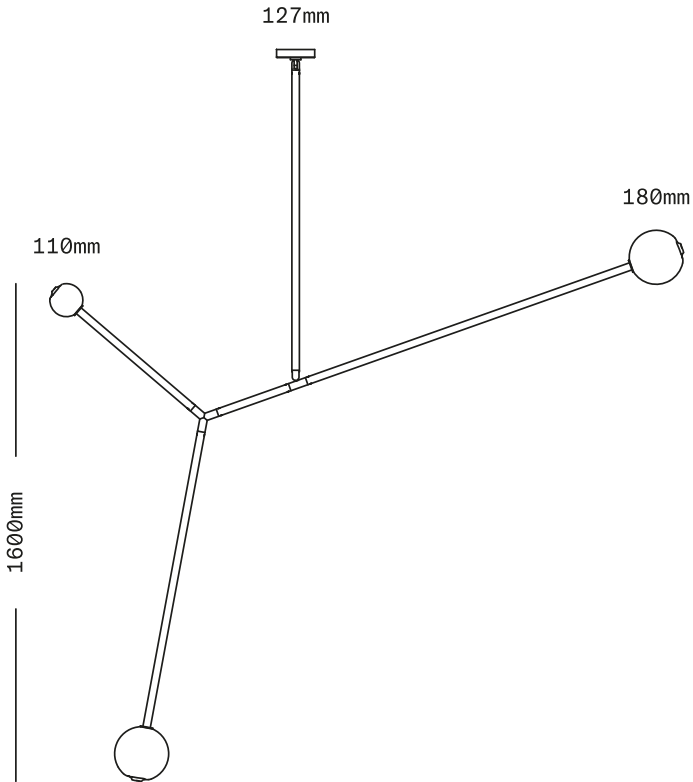
LT901 [---][--]	Angle 1.0 Pendant
Dipped Glass colors	<div><div></div> Clear [CLR]</div> <div><div></div> New Blue [NBL]</div> <div><div></div> Olivin [OLV]</div> <div><div></div> Smoke [SMK]</div> <div><div></div> White [WHT]</div>
Textured Glass colors	<div><div></div> Clear [TCL]</div> <div><div></div> Neutral Gray [NGT]</div> <div><div></div> Steel Blue [TSB]</div> <div><div></div> Whiskey [TWS]</div>
Metal finishes	<div><div></div> Dark Oxidized [DX]</div> <div><div></div> Brushed Brass [BB]</div> <div><div></div> Brushed Nickel [BN]</div> <div><div></div> Polished Nickel [PN]</div>



SkLO
Angle 2.0
PENDANT



ANGLE 2.0 PENDANT
Shown in smoke dipped glass and brushed brass metal finish



A dynamic asymmetrical tubular brass structure of the Angle 2.0 Pendant combines with minimal handblown glass diffusers to create a striking yet airy composition. Subtle variations in the weights of the handblown glass diffusers mean that the aspect of the pendant will have an inherent range, varying from one to the next. This is part of the design intent, adding depth and originality to every fixture. Perfect for large spaces.

Sockets 220-240V G9 7W Max

LED bulbs included

Accommodates sloped ceilings

Specify overall drop length – Rigid brass tube stems are not field adjustable

Minimum overall drop length: 915mm

Lengths over 1520mm available at additional cost

Fixture weight (approximate): 11kg

All glass dimensions are approximate – handblown glass dimensions vary by nature and intent

Made in the Czech Republic

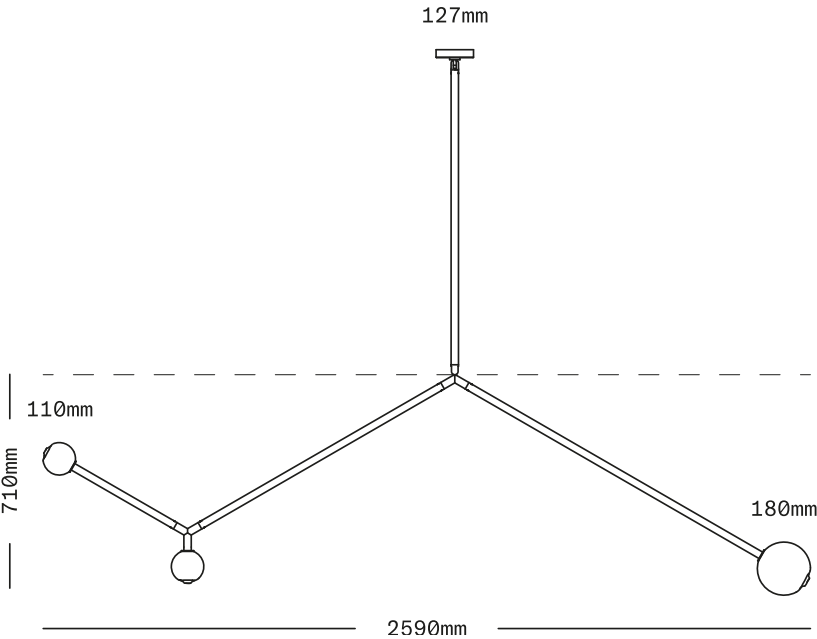
LT902 [---][--]	Angle 2.0 Pendant
Dipped Glass colors	<div><div></div> Clear [CLR]</div> <div><div></div> New Blue [NBL]</div> <div><div></div> Olivin [OLV]</div> <div><div></div> Smoke [SMK]</div> <div><div></div> White [WHT]</div>
Textured Glass colors	<div><div></div> Clear [TCL]</div> <div><div></div> Neutral Gray [NGT]</div> <div><div></div> Steel Blue [TSB]</div> <div><div></div> Whiskey [TWS]</div>
Metal finishes	<div><div></div> Dark Oxidized [DX]</div> <div><div></div> Brushed Brass [BB]</div> <div><div></div> Brushed Nickel [BN]</div> <div><div></div> Polished Nickel [PN]</div>



SkLO
Angle 3.0
PENDANT



ANGLE 3.0 PENDANT
Shown in white dipped glass and brushed brass metal finish



A dynamic asymmetrical tubular brass structure of the Angle 3.0 Pendant combines with minimal handblown glass diffusers to create a striking yet airy composition. Subtle variations in the weights of the handblown glass diffusers mean that the aspect of the pendant will have an inherent range, varying from one to the next. This is part of the design intent, adding depth and originality to every fixture. Perfect for large spaces.

Sockets 220-240V G9 7W Max

LED bulbs included

Accommodates sloped ceilings

Specify overall drop length – Rigid brass tube stems are not field adjustable

Minimum overall drop length: 915mm

Lengths over 1520mm available at additional cost

Fixture weight (approximate): 11kg

All glass dimensions are approximate – handblown glass dimensions vary by nature and intent

Made in the Czech Republic

LT903 [---][--]	Angle 3.0 Pendant
Dipped Glass colors	<div><div></div> Clear [CLR]</div> <div><div></div> New Blue [NBL]</div> <div><div></div> Olivin [OLV]</div> <div><div></div> Smoke [SMK]</div> <div><div></div> White [WHT]</div>
Textured Glass colors	<div><div></div> Clear [TCL]</div> <div><div></div> Neutral Gray [NGT]</div> <div><div></div> Steel Blue [TSB]</div> <div><div></div> Whiskey [TWS]</div>
Metal finishes	<div><div></div> Dark Oxidized [DX]</div> <div><div></div> Brushed Brass [BB]</div> <div><div></div> Brushed Nickel [BN]</div> <div><div></div> Polished Nickel [PN]</div>



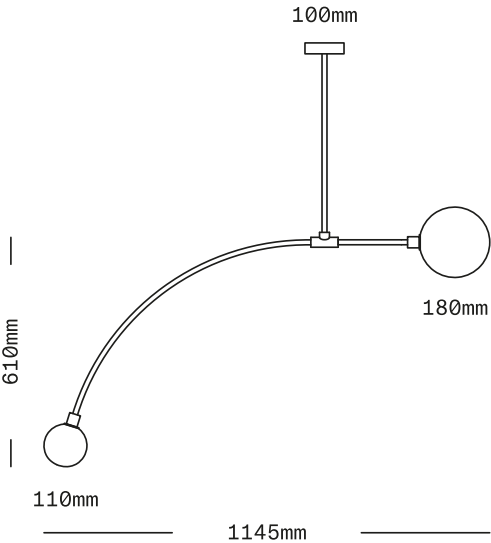
SkLO
Balance 1.0

PENDANT



Interior Design: AvroKO
Styling: Studio Salanis
Photograph: Beppe Grancato

BALANCE 1.0/BALANCE 2.0 PENDANT
Shown in white dipped glass and brushed brass metal finish



CE ENEC CB

A minimal, sculptural suspended light composed of a larger, 180mm diffuser of handblown Czech glass on a short horizontal stem opposite a smaller, 110mm diffuser on a longer, downward arching stem. The glass diffusers are available in both "dipped" glass, featuring the SkLO double-dipped flame-polished mouth and "textured" glass, featuring a soft, frosted finish and subtle sculpted vertical ridges.

Sockets 220-240V G9 7W Max

LED bulbs included

Standard canopy does NOT accommodate sloped ceilings or swagging of this light. Other canopy options are available at an additional cost. Visit the Accessories page on our website to see available canopy options and review compatibility

This fixture is compatible with one or more of SkLO customizable multi-pendant canopy systems. Visit the Accessories page on our website to see available systems and review compatibility

Specify overall drop length – Rigid brass tube stems are not field adjustable

Minimum overall drop length: 910mm

Lengths over 1520mm available at additional cost

Fixture weight (approximate): 5kg

All glass dimensions are approximate – handblown glass dimensions vary by nature and intent

Made in the Czech Republic

LT500 [---][--]	Balance 1.0 Pendant
Dipped Glass colors	<div><div></div> Clear [CLR]</div> <div><div></div> New Blue [NBL]</div> <div><div></div> Olivin [OLV]</div> <div><div></div> Smoke [SMK]</div> <div><div></div> White [WHT]</div>
Textured Glass colors	<div><div></div> Clear [TCL]</div> <div><div></div> Neutral Gray [NGT]</div> <div><div></div> Steel Blue [TSB]</div> <div><div></div> Whiskey [TWS]</div>
Metal finishes	<div><div></div> Dark Oxidized [DX]</div> <div><div></div> Brushed Brass [BB]</div> <div><div></div> Brushed Nickel [BN]</div> <div><div></div> Polished Nickel [PN]</div>



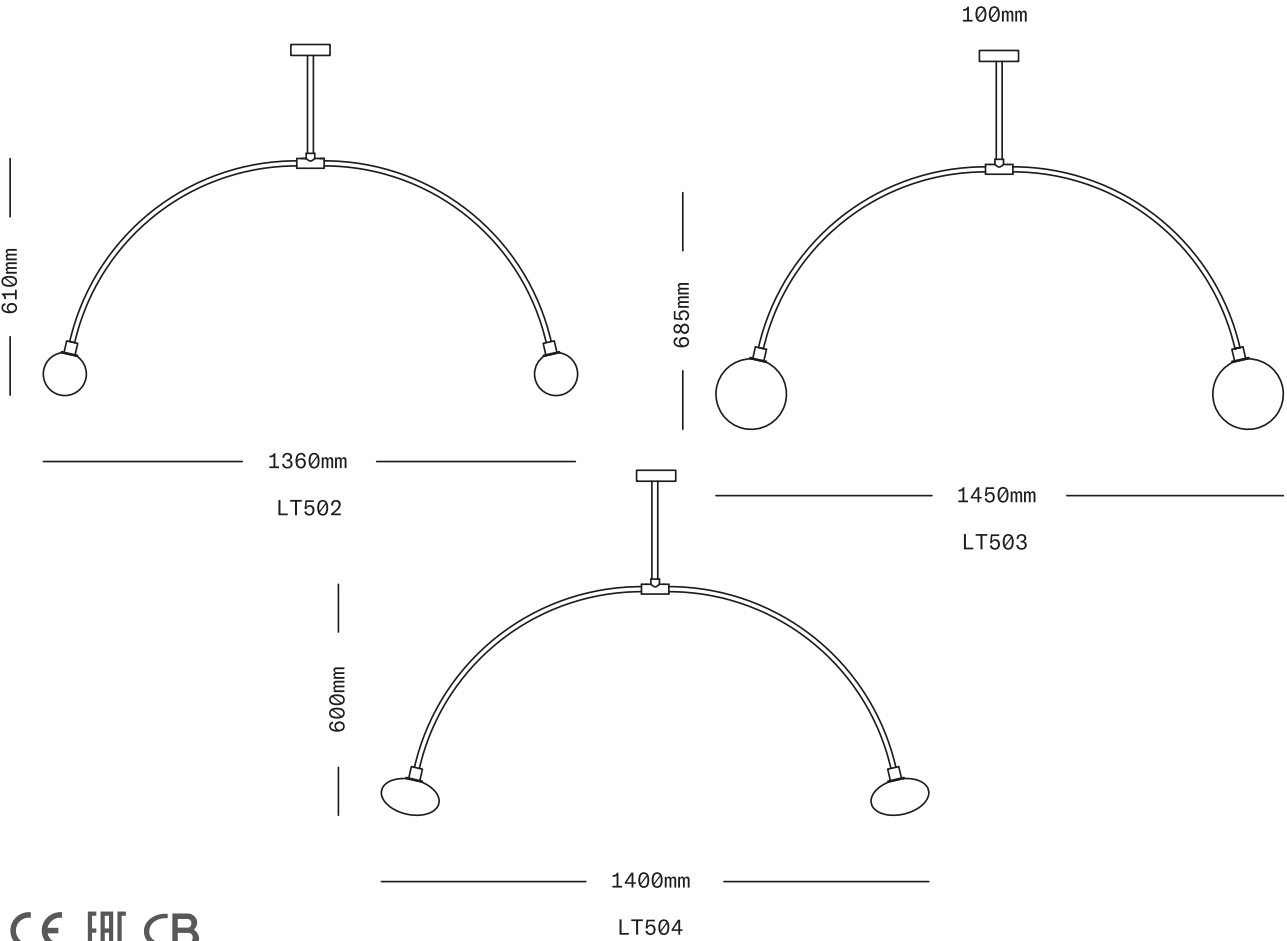


BALANCE 2.0 PENDANT
Shown in 7"/180mm neutral gray textured glass, brushed brass metal finish

SkLO

Balance 2.0

PENDANT



CE ENEC CB

Symmetrical downward curving arms hold glass diffusers of handblown Czech glass. Suspended on a rigid brass tube stem. The glass diffusers are available in three shapes and in both "dipped" glass, featuring the SkLO double-dipped flame-polished mouth and "textured" glass, featuring a soft, frosted finish and subtle sculpted vertical ridges.

Sockets 220-240V G9 7W Max

LED bulbs included

Standard canopy does NOT accommodate sloped ceilings or swagging of this light. Other canopy options are available at an additional cost. Visit the Accessories page on our website to see available canopy options and review compatibility

This fixture is compatible with one or more of SkLO customizable multi-pendant canopy systems. Visit the Accessories page on our website to see available systems and review compatibility

Specify overall drop length – Rigid brass tube stems are not field adjustable

Minimum overall drop length: 910mm

Lengths over 1520mm available at additional cost

Fixture weights (approximate):
7kg (LT502)
8kg (LT503)
7kg (LT504)

All glass dimensions are approximate – handblown glass dimensions vary by nature and intent

Made in the Czech Republic

LT502 [---][--] 110mm sphere glass
LT503 [---][--] 180mm sphere glass
LT504 [---][--] 150mm ellipsoid glass

Dipped Glass colors

- Clear [CLR]
- New Blue [NBL]
- Olivin [OLV]
- Smoke [SMK]
- White [WHT]

Textured Glass colors

- Clear [TCL]
- Neutral Gray [NGT]
- Steel Blue [TSB]
- Whiskey [TWS]

Metal finishes

- Dark Oxidized [DX]
- Brushed Brass [BB]
- Brushed Nickel [BN]
- Polished Nickel [PN]





DEW PENDANT
SKLO, Salone del Mobile 2019

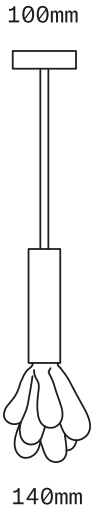


DEW PENDANT
Shown in clear and clear frosted glass, brushed brass metal finish

SkLO

Dew

PENDANT



CE ENEC CB

The Dew Pendant is an intense expression of the molten origins of handblown glass. For a diffuser, the Dew Pendant features a solid sculpted glass shape composed of layers of glass applied while hot, giving it a dripping appearance. The glass is permanently affixed to the solid brass armature, hidden behind a minimal brass cylinder, which lifts to give access to the bulb. The fixture uplights slightly through the open top of the cylinder. The glass diffuser is available in either clear glass, or frosted clear glass, for two very different effects.

Socket 220-240V G9 7W Max

LED bulb included

Standard canopy does NOT accommodate sloped ceilings or swagging of this light. Other canopy options are available at an additional cost. Visit the Accessories page on our website to see available canopy options and review compatibility

This fixture is compatible with one or more of SkLO customizable multi-pendant canopy systems. Visit the Accessories page on our website to see available systems and review compatibility

Specify overall drop length – Rigid brass tube stems are not field adjustable

Minimum overall drop length: 610mm

Lengths over 1270mm available at additional cost

Fixture weight (approximate): 5kg

All glass dimensions are approximate – handblown glass dimensions vary by nature and intent

Made in the Czech Republic

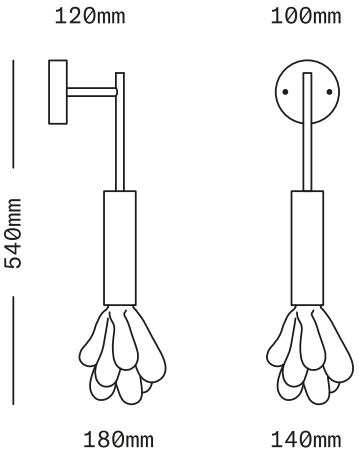
LT410 [---][--]	Dew Pendant
Glass colors	<input type="radio"/> Clear [CLR] <input type="radio"/> Clear Frosted [FCL]
Metal finishes	<input checked="" type="radio"/> Dark Oxidized [DX] <input type="radio"/> Brushed Brass [BB] <input type="radio"/> Brushed Nickel [BN] <input type="radio"/> Polished Nickel [PN]



SkLO
Dew
SCONCE



DEW SCONCE
Shown in clear frosted glass, brushed brass metal finish, north-american canopy



CE ENEC CB

The Dew Sconce is an intense expression of the molten origins of handblown glass. For a diffuser, the Dew Sconce features a solid sculpted glass shape composed of layers of glass applied while hot, giving it a dripping appearance. The glass is permanently affixed to the solid brass armature, hidden behind a minimal brass cylinder, which lifts to give access to the bulb. The fixture uplights slightly through the open top of the cylinder. The glass diffuser is available in either clear glass, or frosted clear glass, for two very different effects.

Socket 220-240V G9 7W Max

LED bulb included

Fixture weight (approximate): 3kg

All glass dimensions are approximate – handblown glass dimensions vary by nature and intent

Made in the Czech Republic

- | | |
|-----------------|--|
| LT412 [---][--] | Dew Sconce |
| Glass colors | <input type="radio"/> Clear [CLR]
<input type="radio"/> Clear Frosted [FCL] |
| Metal finishes | <input checked="" type="radio"/> Dark Oxidized [DX]
<input type="radio"/> Brushed Brass [BB]
<input type="radio"/> Brushed Nickel [BN]
<input type="radio"/> Polished Nickel [PN] |





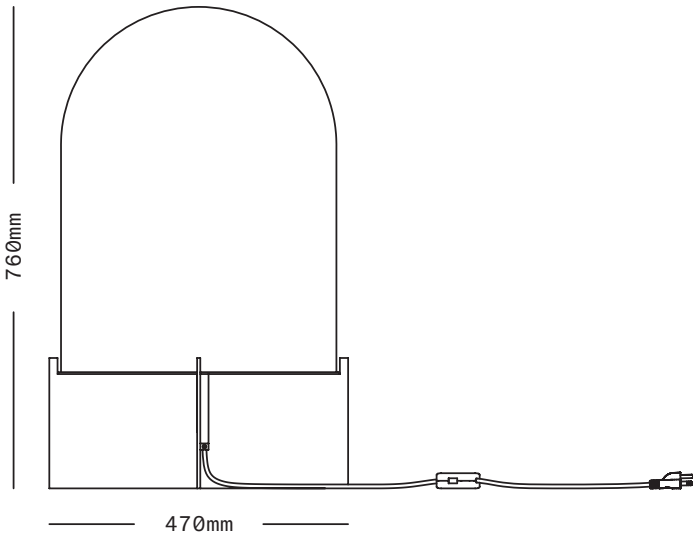
Interior Design: AvroKO
Stylist: Studio Salaris
Photography: Beppe Brancato

DOMELIGHT
Shown in white frosted glass, brushed brass metal finish

SkLO

Dome

LIGHT



CE ENE CB

A large dome of handblown Czech glass with a frosted finish rests atop a custom base made of vertical solid brass plates. A brass ring fits onto the base as a seat for the glass dome. Imposing in size, it can work on large furniture, or the floor, depending on the decor. While large, the softness of the frosted glass and minimal presence of the base make it approachable and compelling.

Socket 220-240V E27 60W Max

LED bulb included

1830mm black fabric-wrapped cord with in-line switch

All glass dimensions are approximate – handblown glass dimensions vary by nature and intent

Made in the Czech Republic

LT337 [---][--]

Glass colors

Metal finishes

Dome Light

- Clear Frosted [FCL]
- Olivin Frosted [FOL]
- Smoke Frosted [FSM]
- White Frosted [FWT]
- Dark Oxidized [DX]
- Brushed Brass [BB]
- Brushed Nickel [BN]
- Polished Nickel [PN]



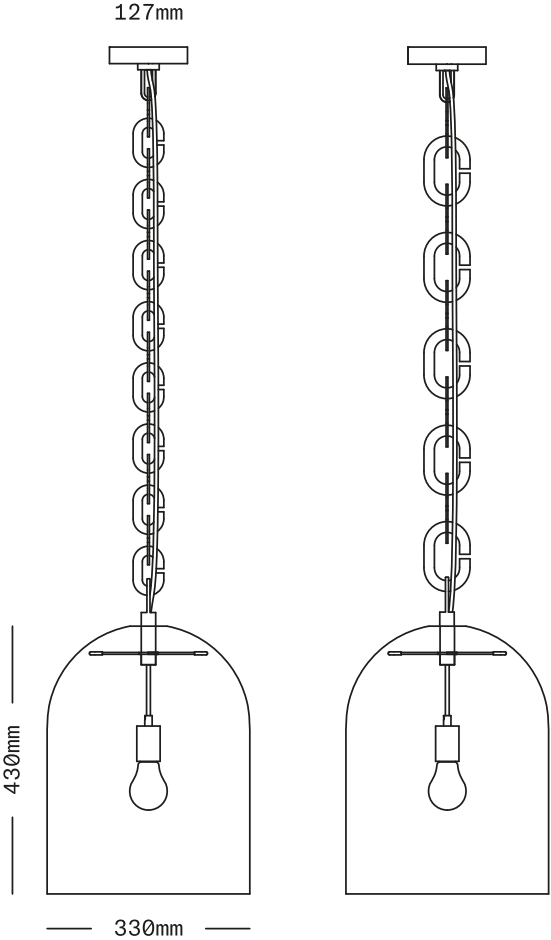


DOME 17 PENDANT
Shown in clear frosted glass, chain with small links in brushed brass metal finish, black cord

SkLO

Dome 17

PENDANT



CE ENEC CB

Large domes of handblown Czech glass with a frosted finish are suspended on lengths of oversized brass chains. An exposed fabric-wrapped electrical cord runs through the chain from canopy to light.

Socket 220-240V E27 60W Max

LED bulb included

Accommodates sloped ceilings

Field adjustable – comes standard with either 12 large or 18 small chain links or approximately 910mm of chain – additional chain links available in either 4– or 6–link (approx 300mm) increments at additional cost

Fixture weight (approximate): 7kg

All glass dimensions are approximate – handblown glass dimensions vary by nature and intent

Made in the Czech Republic

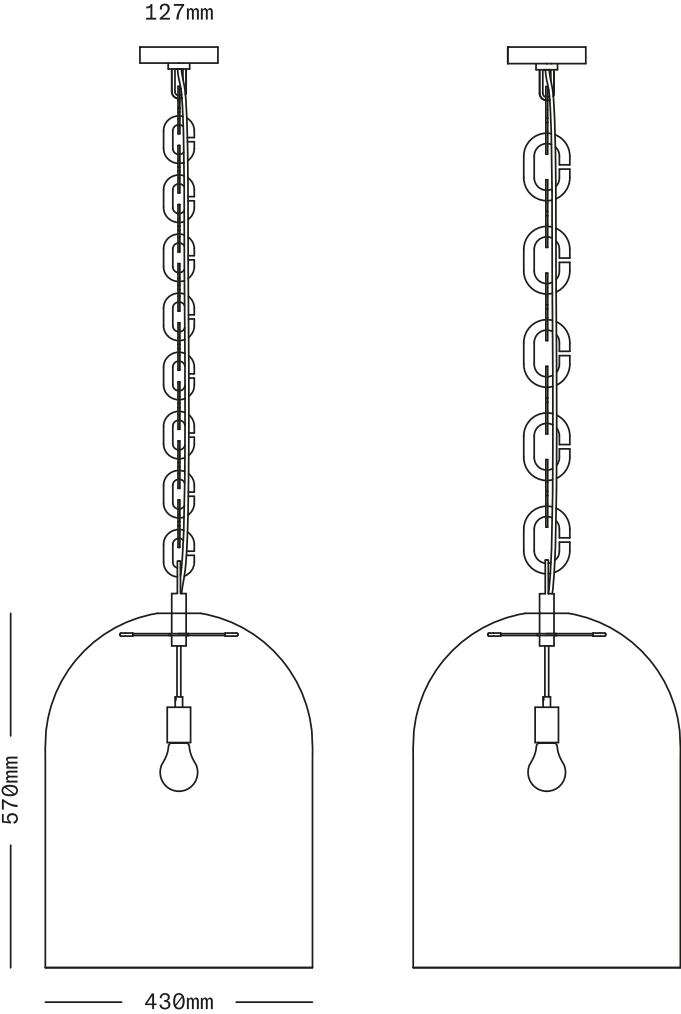
LT335 [---][--]	Dome 17 Pendant
Glass colors	<ul style="list-style-type: none">○ Clear Frosted [FCL]● Olivin Frosted [FOL]● Smoke Frosted [FSM]○ White Frosted [FWT]
Metal finishes	<ul style="list-style-type: none">● Dark Oxidized [DX]● Brushed Brass [BB]● Brushed Nickel [BN]○ Polished Nickel [PN]
Cord colors	<ul style="list-style-type: none">● Black● Blue● Gold● Gray





DOME 22 PENDANT
 Shown in clear frosted glass, chain with large links in dark oxidized metal finish, black cord

SkLO
 Dome 22
 PENDANT



CE ENEC CB

Large domes of handblown Czech glass with a frosted finish are suspended on lengths of oversized brass chains. An exposed fabric-wrapped electrical cord runs through the chain from canopy to light.
 Socket 220-240V E27 60W Max
 LED bulb included
 Accommodates sloped ceilings
 Field adjustable – comes standard with either 12 large or 18 small chain links or approximately 910mm of chain – additional chain links available in either 4- or 6-link (approx 300mm) increments at additional cost
 Fixture weight (approximate): 17kg
 All glass dimensions are approximate – handblown glass dimensions vary by nature and intent
 Made in the Czech Republic

LT336 [---][--]	Dome 22 Pendant
Glass colors	<ul style="list-style-type: none"> ○ Clear Frosted [FCL] ● Olivin Frosted [FOL] ● Smoke Frosted [FSM] ○ White Frosted [FWT]
Metal finishes	<ul style="list-style-type: none"> ● Dark Oxidized [DX] ● Brushed Brass [BB] ● Brushed Nickel [BN] ○ Polished Nickel [PN]
Cord colors	<ul style="list-style-type: none"> ● Black ● Blue ● Gold ● Gray



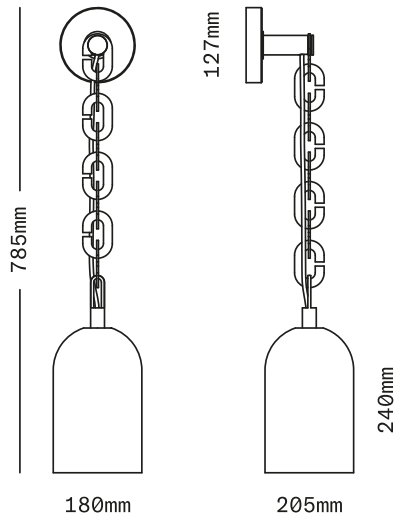


DOME SCONCE
Shown in smoke frosted glass, brushed brass metal finish, black cord

SkLO

Dome

SCONCE



A dome of handblown Czech glass with a frosted finish is suspended on a length of custom brass chain. An exposed, fabric-wrapped electrical cord runs through the chain from the canopy to the glass dome.

Socket 220-240V G9 7W Max

LED bulb included

Field adjustable – comes standard with 8 chain links or approximately 410mm of chain – additional chain links available in 2-link (approx 100mm) increments at additional cost

All glass dimensions are approximate – handblown glass dimensions vary by nature and intent

Made in the Czech Republic

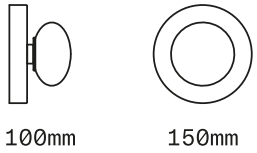
LT334 [---][--]		Dome Sconce
Glass colors	<input type="radio"/>	Clear Frosted [FCL]
	<input type="radio"/>	Olivin Frosted [FOL]
	<input type="radio"/>	Smoke Frosted [FSM]
	<input type="radio"/>	White Frosted [FWT]
Metal finishes	<input type="radio"/>	Dark Oxidized [DX]
	<input type="radio"/>	Brushed Brass [BB]
	<input type="radio"/>	Brushed Nickel [BN]
	<input type="radio"/>	Polished Nickel [PN]
Cord colors	<input type="radio"/>	Black
	<input type="radio"/>	Blue
	<input type="radio"/>	Gold
	<input type="radio"/>	Gray



SkLO
Dot 1x
SCONCE / CEILING



DOT 1X SCONCE / CEILING
Shown in apricot glass, brushed brass metal finish



A flattened sphere of lit, handblown glass centered on a circular canopy, Dot 1X is minimal in form but offers a variety of color options. The glass diffuser is available in 9 different opaque colors, including white.

Socket 220-240V G9 7W Max

LED bulb included

Fixture weight (approximate): 1kg

All glass dimensions are approximate – handblown glass dimensions vary by nature and intent

Made in the Czech Republic

- LTD1 [---][--]
- Glass colors
- Metal finishes
- Dot 1X Sconce/Ceiling
- Apricot [APR]

Celadon [CEL]

Flamingo [FLA]

Light Beige [LBE]

Linden Tree Green [LTG]

New Blue [NBL]

Oyster [OYS]

Pastel Green [PAG]

White [WHT]
- Dark Oxidized [DX]

Brushed Brass [BB]

Brushed Nickel [BN]

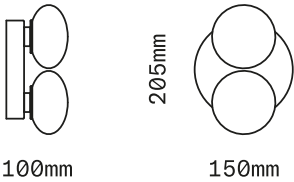
Polished Nickel [PN]



SkLO
Dot 2x
SCONCE / CEILING



DOT 2X SCONCE / CEILING
Shown in oyster and white glass, brushed brass metal finish, shown “off”



A pair of flattened spheres of lit, handblown glass on a circular canopy, Dot 2X is minimal in form but offers a variety of color options. The glass diffusers are available in any possible combination of 9 different opaque colors, including white.

Sockets 220-240V G9 7W Max

LED bulbs included

Fixture weight (approximate): 1.3kg

All glass dimensions are approximate – handblown glass dimensions vary by nature and intent

Made in the Czech Republic

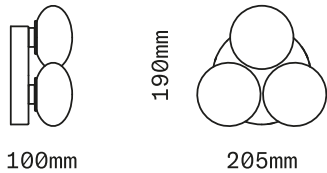
LTD2 [-----][--]	Dot 2X Sconce/Ceiling
Glass colors	<div><div></div> Apricot [APR]</div> <div><div></div> Celadon [CEL]</div> <div><div></div> Flamingo [FLA]</div> <div><div></div> Light Beige [LBE]</div> <div><div></div> Linden Tree Green [LTG]</div> <div><div></div> New Blue [NBL]</div> <div><div></div> Oyster [OYS]</div> <div><div></div> Pastel Green [PAG]</div> <div><div></div> White [WHT]</div>
Metal finishes	<div><div></div> Dark Oxidized [DX]</div> <div><div></div> Brushed Brass [BB]</div> <div><div></div> Brushed Nickel [BN]</div> <div><div></div> Polished Nickel [PN]</div>





DOT 3X SCONCE/CEILING
Shown in light beige, oyster and white glass, brushed brass metal finish, shown “off”

SkLO
Dot 3x
SCONCE/CEILING



Three flattened spheres of lit, handblown glass on a circular canopy, Dot 3X is minimal in form but offers a variety of color options. The three glass diffusers are available in any possible combination of 9 different opaque colors, including white.

Sockets 220-240V G9 7W Max

LED bulbs included

Requires recessed electrical box for installation

Fixture weight (approximate): 1.5kg

All glass dimensions are approximate – handblown glass dimensions vary by nature and intent

Made in the Czech Republic

LTD3 [-----][--] Dot 3X Sconce/Ceiling

- | | |
|----------------|---|
| Glass colors | <ul style="list-style-type: none">● Apricot [APR]● Celadon [CEL]● Flamingo [FLA]● Light Beige [LBE]● Linden Tree Green [LTG]● New Blue [NBL]● Oyster [OYS]● Pastel Green [PAG]○ White [WHT] |
| Metal finishes | <ul style="list-style-type: none">● Dark Oxidized [DX]● Brushed Brass [BB]● Brushed Nickel [BN]○ Polished Nickel [PN] |



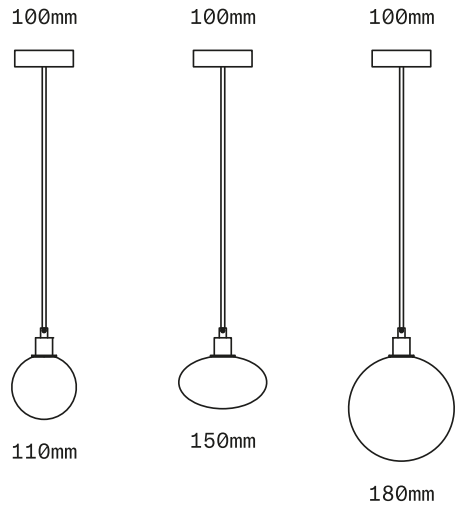


DRAPE PENDANT
Shown in 4.5"/110mm and 7"/180mm white dipped glass, brushed brass metal finish, gold cord

SkLO

Drape

PENDANT



CE ENEC CB

This minimalist pendant features a single diffuser of handblown Czech glass suspended on a fabric-wrapped electrical cord. The glass diffusers are available in three shapes and in both "dipped" glass, featuring the SkLO double-dipped flame-polished mouth and "textured" glass, featuring a soft, frosted finish and subtle sculpted vertical ridges. Cord length is field adjustable.

Socket 220-240V G9 7W Max
LED bulb included

Accommodates sloped ceilings

This fixture is compatible with one or more of SkLO customizable multi-pendant canopy systems. Visit the Accessories page on our website to see available systems and review compatibility

Field adjustable – Standard cord length 3050mm – longer lengths available at additional cost

Fixture weights (approximate):
1.4kg (LT160)
2.0kg (LT161)
1.4kg (LT162)

All glass dimensions are approximate – handblown glass dimensions vary by nature and intent
Made in the Czech Republic

LT160 [---][--] 4.5"/110mm sphere glass
LT161 [---][--] 7"/180mm sphere glass
LT162 [---][--] 6"/150mm ellipsoid glass

- | | |
|-----------------------|---|
| Dipped Glass colors | <input type="radio"/> Clear [CLR]
<input type="radio"/> New Blue [NBL]
<input type="radio"/> Olivin [OLV]
<input type="radio"/> Smoke [SMK]
<input type="radio"/> White [WHT] |
| Textured Glass colors | <input type="radio"/> Clear [TCL]
<input type="radio"/> Neutral Gray [NGT]
<input type="radio"/> Steel Blue [TSB]
<input type="radio"/> Whiskey [TWS] |
| Metal finishes | <input type="radio"/> Dark Oxidized [DX]
<input type="radio"/> Brushed Brass [BB]
<input type="radio"/> Brushed Nickel [BN]
<input type="radio"/> Polished Nickel [PN] |
| Cord colors | <input type="radio"/> Black
<input type="radio"/> Blue
<input type="radio"/> Gold
<input type="radio"/> Gray |



SkLO

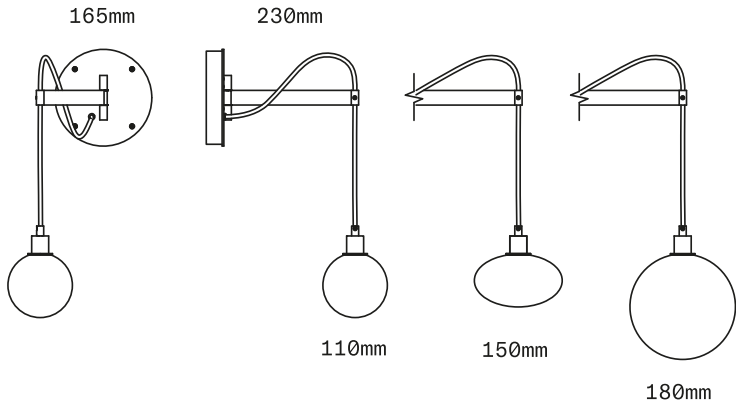
Drape Arm 1.09

SCONCE



Project: Booker Wines, Paso Robles, California
Interior Design: Katie Martinez Design
Photography: Adam Rouse

DRAPE ARM 1.09 SCONCE
Shown in 7"/180mm white dipped glass, dark oxidized metal finish, black cord, north-american canopy



CE ENEC CB

The Drape Arm 1.09 Sconce is a single diffuser of handblown Czech glass suspended from a moveable 230mm arm. The glass diffusers are available in three shapes and in both "dipped" glass, featuring the SkLO double-dipped flame-polished mouth and "textured" glass, featuring a soft, frosted finish and subtle sculpted vertical ridges. They are suspended from the arm on a fabric-wrapped electrical cord. The exposed cord passes through the end of the arm and returns to the canopy at the wall. Solid brass construction throughout, the arm is hinged for a full 180-degree swing.

Socket 220-240V G9 7W Max

LED bulb included

Field adjustable – Standard cord length 1830mm – longer lengths available at additional cost

Fixture weights (approximate):
2kg (LT363)
3kg (LT364)
2kg (LT390)

All glass dimensions are approximate – handblown glass dimensions vary by nature and intent

Made in the Czech Republic

LT363 [---][--] 110mm sphere glass
LT364 [---][--] 180mm sphere glass
LT390 [---][--] 150mm ellipsoid glass

- | | |
|-----------------------|--|
| Dipped Glass colors | <ul style="list-style-type: none">○ Clear [CLR]● New Blue [NBL]● Olivin [OLV]● Smoke [SMK]○ White [WHT] |
| Textured Glass colors | <ul style="list-style-type: none">○ Clear [TCL]● Neutral Gray [NGT]● Steel Blue [TSB]● Whiskey [TWS] |
| Metal finishes | <ul style="list-style-type: none">● Dark Oxidized [DX]● Brushed Brass [BB]● Brushed Nickel [BN]○ Polished Nickel [PN] |
| Cord colors | <ul style="list-style-type: none">● Black● Blue● Gold● Gray |



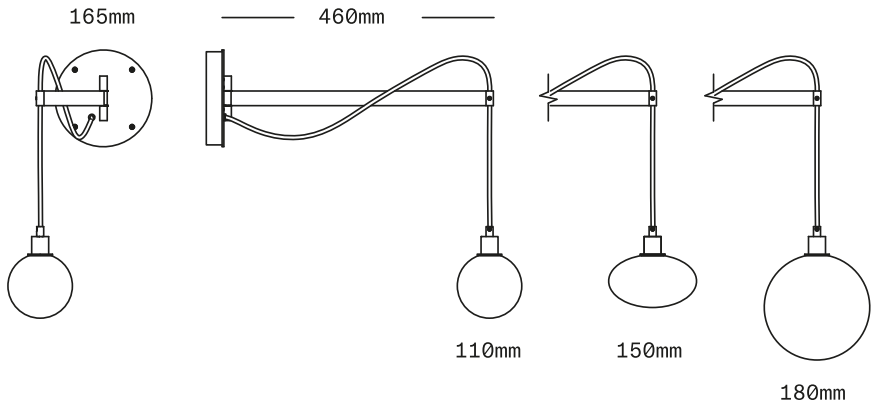
SkLO

Drape Arm 1.18

SCONCE



DRAPE ARM 1.18 SCONCE
Shown in 4"/110mm new blue dipped glass, brushed brass metal finish, black cord, north-american canopy



CE ENEC CB

The Drape Arm 1.18 Sconce is a single diffuser of handblown Czech glass suspended from a moveable 460mm arm. The glass diffusers are available in three shapes and in both "dipped" glass, featuring the SkLO double-dipped flame-polished mouth and "textured" glass, featuring a soft, frosted finish and subtle sculpted vertical ridges. They are suspended from the arm on a fabric-wrapped electrical cord. The exposed cord passes through the end of the arm and returns to the canopy at the wall. Solid brass construction throughout, the arm is hinged for a full 180-degree swing.

Socket 220-240V G9 7W Max

LED bulb included

Standard cord length 1830mm – field adjustable – longer lengths available at additional cost

Fixture weights (approximate):	2.3kg (LT361)
	3.2kg (LT362)
	2.3kg (LT391)

All glass dimensions are approximate – handblown glass dimensions vary by nature and intent

Made in the Czech Republic

LT361 [---][--]	110mm sphere glass
LT362 [---][--]	180mm sphere glass
LT391 [---][--]	150mm ellipsoid glass

Dipped Glass colors	<input type="radio"/> Clear [CLR]
	<input type="radio"/> New Blue [NBL]
	<input type="radio"/> Olivin [OLV]
	<input type="radio"/> Smoke [SMK]
	<input type="radio"/> White [WHT]
Textured Glass colors	<input type="radio"/> Clear [TCL]
	<input type="radio"/> Neutral Gray [NGT]
	<input type="radio"/> Steel Blue [TSB]
	<input type="radio"/> Whiskey [TWS]
	<input type="radio"/> Polished Nickel [PN]
Metal finishes	<input type="radio"/> Dark Oxidized [DX]
	<input type="radio"/> Brushed Brass [BB]
	<input type="radio"/> Brushed Nickel [BN]
	<input type="radio"/> Polished Nickel [PN]
	<input type="radio"/> Gray
Cord colors	<input type="radio"/> Black
	<input type="radio"/> Blue
	<input type="radio"/> Gold
	<input type="radio"/> Gray
	<input type="radio"/> Gray





DRAPE ARM 3 CHANDELIER
Meridiani, Salone del Mobile 2019
Interior Design: Andrea Parisio

SkLO

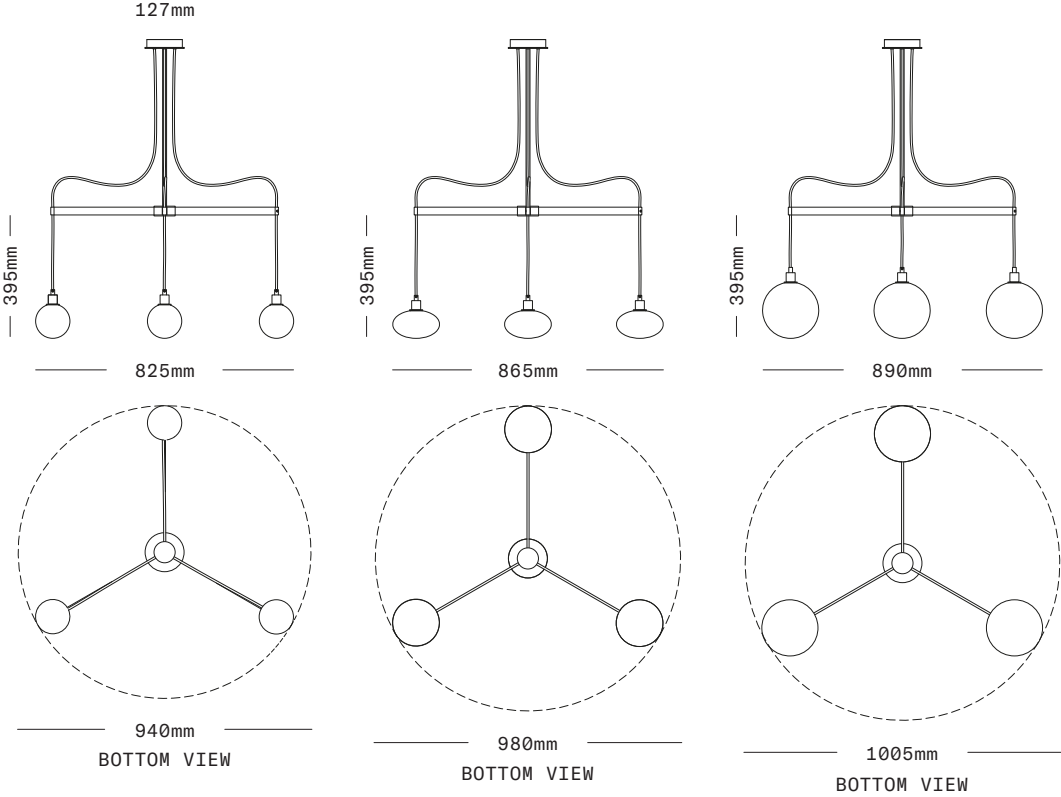
Drape Arm 3

CHANDELIER



Project: The Matheson, Seal Beach, California
Interior Design: Cass Calder Smith

DRAPE ARM 3 CHANDELIER
Shown in 4.5"/110mm smoke dipped glass, brushed brass metal finish, black cord



CE ENEC CB

The Drape Arm 3 Chandelier consists of 3 individual pendants suspended from a 3-spoke brass armature suspended from a single canopy. The glass diffusers are available in three shapes and in both "dipped" glass, featuring the SkLO double-dipped flame-polished mouth and "textured" glass, featuring a soft, frosted finish and subtle sculpted vertical ridges. The exposed cords leave the canopy and pass through the individual arms.

Sockets 220-240V G9 7W Max

LED bulbs included

Standard canopy does NOT accommodate sloped ceilings or swagging of this light. Other canopy options are available at an additional cost. Visit the Accessories page on our website to see available canopy options and review compatibility

For standard composition, specify only overall drop length – see Drape Arm Chandeliers Specification Guide

For compositions other than the standard, specify both rigid brass tube stem length (not field adjustable) and fabric-wrapped cord length (field-adjustable)

Minimum overall drop length: 660mm

Standard composition overall lengths over 1350mm available at additional cost

Fixture weights (approximate):
7kg (LT360)
9kg (LT359)
7kg (LT392)

All glass dimensions are approximate – handblown glass dimensions vary by nature and intent

Made in the Czech Republic

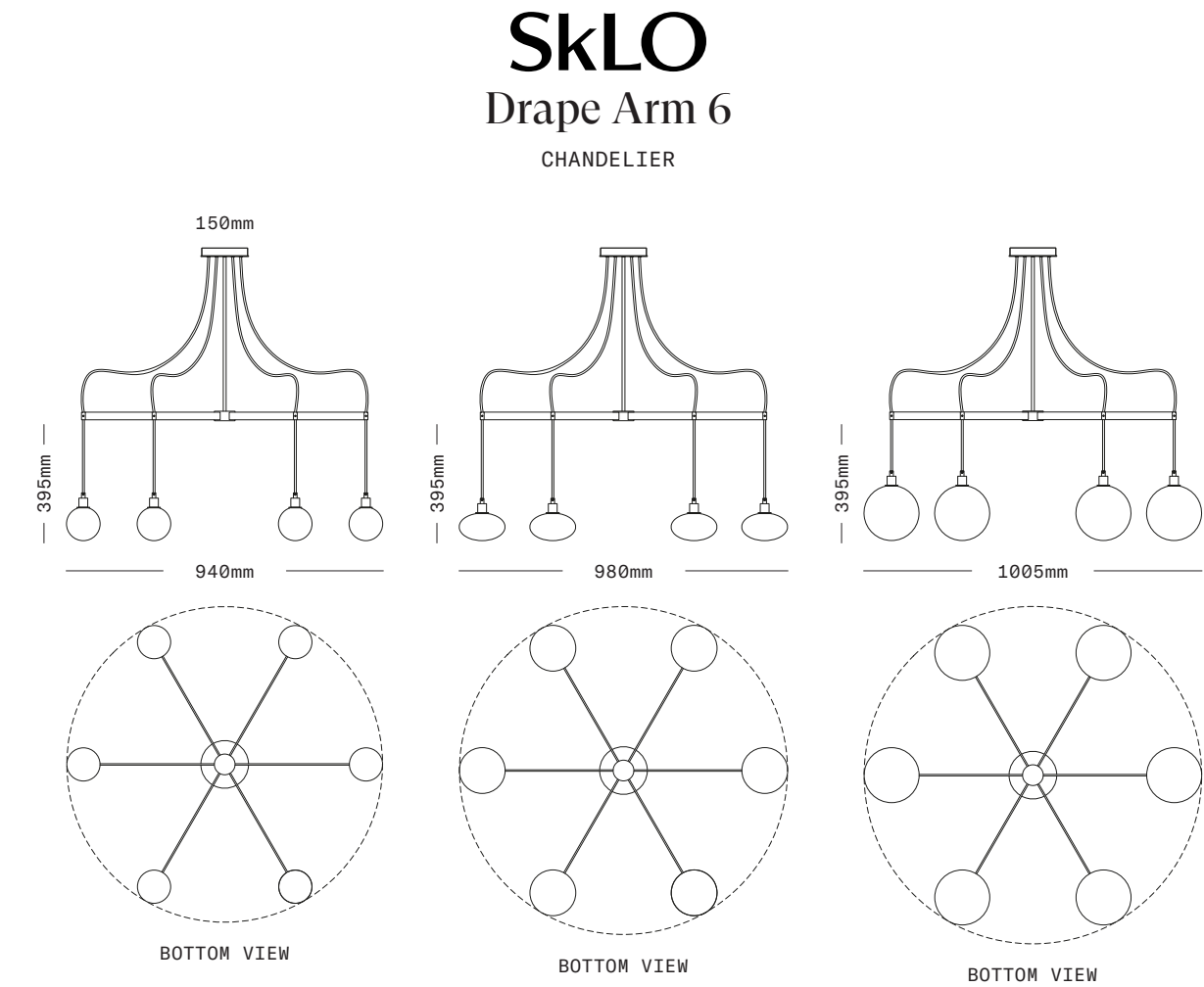
LT360 [---][--] 110mm sphere glass
LT359 [---][--] 180mm sphere glass
LT392 [---][--] 150mm ellipsoid glass

- | | |
|-----------------------|--|
| Dipped Glass colors | <ul style="list-style-type: none">○ Clear [CLR]● New Blue [NBL]● Olivin [OLV]● Smoke [SMK]○ White [WHT] |
| Textured Glass colors | <ul style="list-style-type: none">○ Clear [TCL]● Neutral Gray [NGT]● Steel Blue [TSB]● Whiskey [TWS] |
| Metal finishes | <ul style="list-style-type: none">● Dark Oxidized [DX]● Brushed Brass [BB]● Brushed Nickel [BN]○ Polished Nickel [PN] |
| Cord colors | <ul style="list-style-type: none">● Black● Blue● Gold● Gray |





DRAPE ARM 6 CHANDELIER
Shown in 4.5"/110mm smoke dipped glass, dark oxidized metal finish, black cord



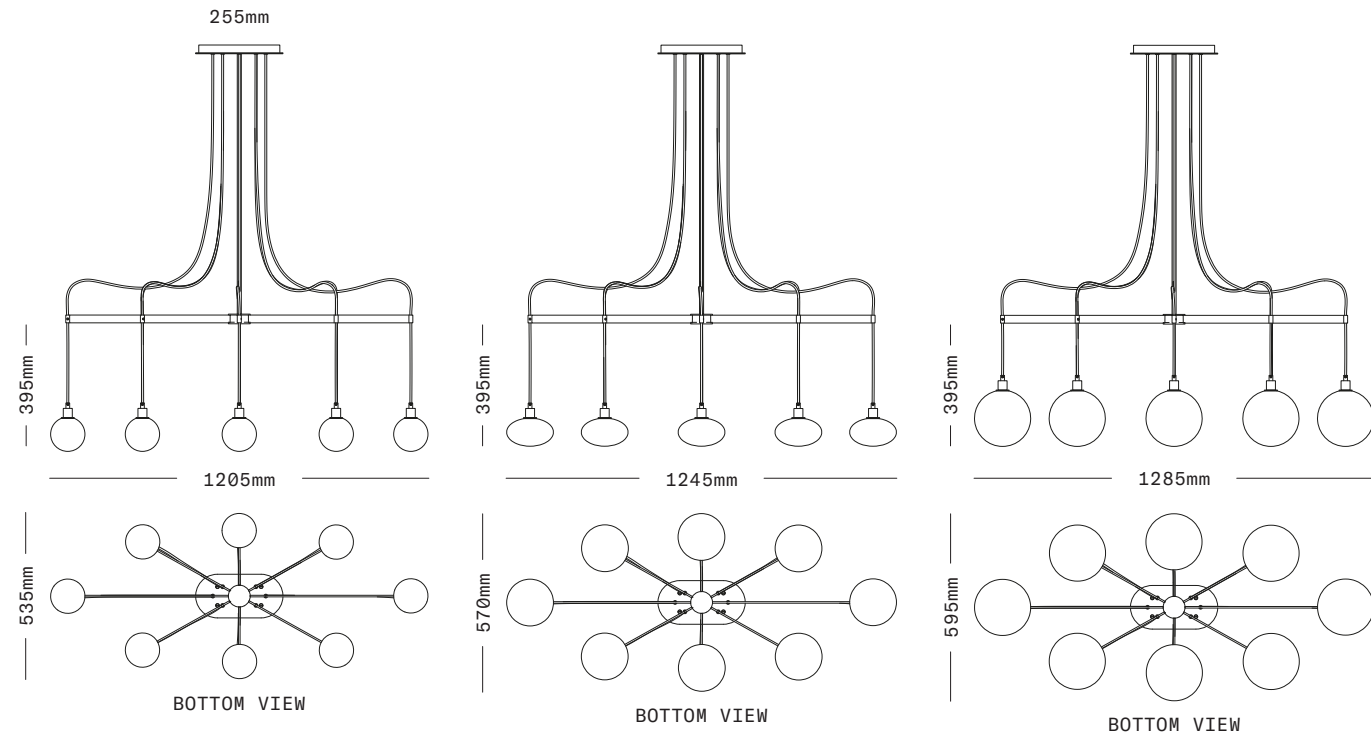
SkLO

Drape Arm 8

CHANDELIER



DRAPE ARM 8 CHANDELIER
Shown in 4.5"/110mm smoke dipped glass, dark oxidized metal finish, black cord



CE ENEC CB

The Drape Arm 8 Chandelier consists of 8 individual pendants suspended in an oval pattern from an 8-spoke brass armature suspended in turn by a rigid brass stem. The glass diffusers are available in three shapes and in both "dipped" glass, featuring the SkLO double-dipped flame-polished mouth and "textured" glass, featuring a soft, frosted finish and subtle sculpted vertical ridges. Each pendant is suspended on a fabric-wrapped electrical cord. The exposed cords leave the canopy and pass through the ends of the individual arms.

Sockets 220-240V G9 7W Max

LED bulbs included

Standard canopy does NOT accommodate sloped ceilings or swagging of this light. Other canopy options are available at an additional cost. Visit the Accessories page on our website to see available canopy options and review compatibility

For standard composition, specify only overall drop length – see Drape Arm Chandeliers Specification Guide

For compositions other than the standard, specify both rigid brass tube stem length (not field adjustable) and fabric-wrapped cord length (field-adjustable)

Minimum overall drop length: 660mm

Standard composition overall lengths over 1350mm available at additional cost

Fixture weights (approximate):
11kg (LT376)
14kg (LT377)
11kg (LT394)

All glass dimensions are approximate – handblown glass
dimensions vary by nature and intent

Made in the Czech Republic

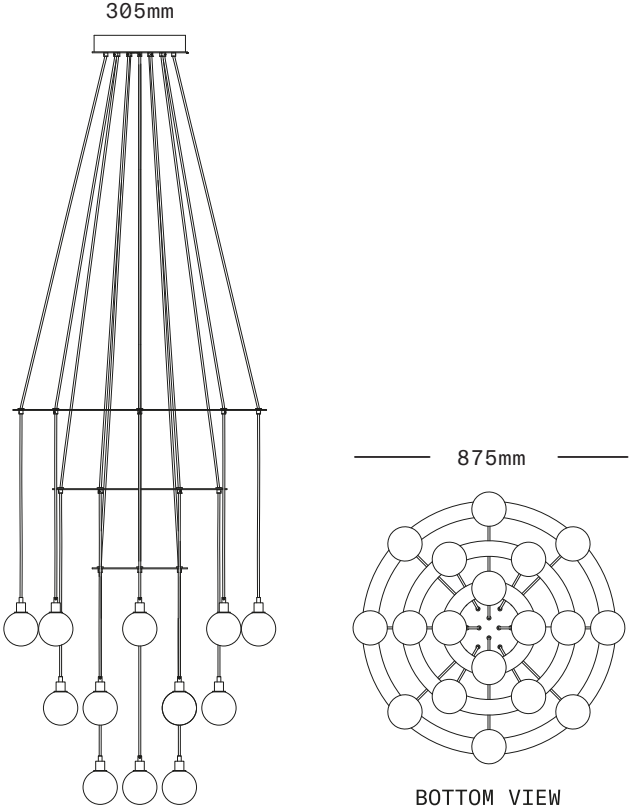
LT376 [---][--]	110mm sphere glass
LT377 [---][--]	180mm sphere glass
LT394 [---][--]	150mm ellipsoid glass
Dipped Glass colors	<ul style="list-style-type: none">○ Clear [CLR]● New Blue [NBL]● Olivin [OLV]● Smoke [SMK]○ White [WHT]
Textured Glass colors	<ul style="list-style-type: none">○ Clear [TCL]● Neutral Gray [NGT]● Steel Blue [TSB]● Whiskey [TWS]
Metal finishes	<ul style="list-style-type: none">● Dark Oxidized [DX]● Brushed Brass [BB]● Brushed Nickel [BN]○ Polished Nickel [PN]
Cord colors	<ul style="list-style-type: none">● Black● Blue● Gold● Gray



SkLO
Drape Circle 18
CHANDELIER



DRAPE CIRCLE 28 CHANDELIER
Shown in white dipped glass, dark oxidized metal finish, black cord



CE ENEC CB

The Drape Circle 18 Chandelier consists of 18 individual pendants gathered and supported by a series of three brass rings. Each pendant features a 110mm diameter diffuser of handblown Czech glass suspended on a fabric-wrapped electrical cord. The cords pass through the rings and support the rings. The glass diffusers are available in both "dipped" glass, featuring the SkLO double-dipped flame-polished mouth and "textured" glass, featuring a soft, frosted finish and subtle sculpted vertical ridges. Cord lengths are field adjustable. Multiple compositions possible – see the installation instructions for dimensions and information on the SkLO standard composition of this fixture.

Sockets 220-240V G9 7W Max

LED bulbs included

Not recommended for sloped ceilings

Field assembly + composition during installation is standard – see installation instructions – SkLO will pre-assemble + compose fixture to specification on request (pre-assembled fixtures not field adjustable)

Standard cord length 3050mm – field adjustable – longer lengths available at additional cost

Fixture weight (approximate): 41kg

All glass dimensions are approximate – handblown glass dimensions vary by nature and intent

Made in the Czech Republic

LT285 [---][--]	Drape Circle 18 Chandelier
Dipped Glass colors	<ul style="list-style-type: none">○ Clear [CLR]● New Blue [NBL]● Olivin [OLV]● Smoke [SMK]○ White [WHT]
Textured Glass colors	<ul style="list-style-type: none">○ Clear [TCL]● Neutral Gray [NGT]● Steel Blue [TSB]● Whiskey [TWS]
Metal finishes	<ul style="list-style-type: none">● Dark Oxidized [DX]● Brushed Brass [BB]● Brushed Nickel [BN]○ Polished Nickel [PN]
Cord colors	<ul style="list-style-type: none">● Black● Blue● Gold● Gray





DRAPED CIRCLE 28 CHANDELIER
Project: Private Residence, Copenhagen, Denmark
Interior Design: Nadia Olive Schnack
Photography: Lars Gundersen



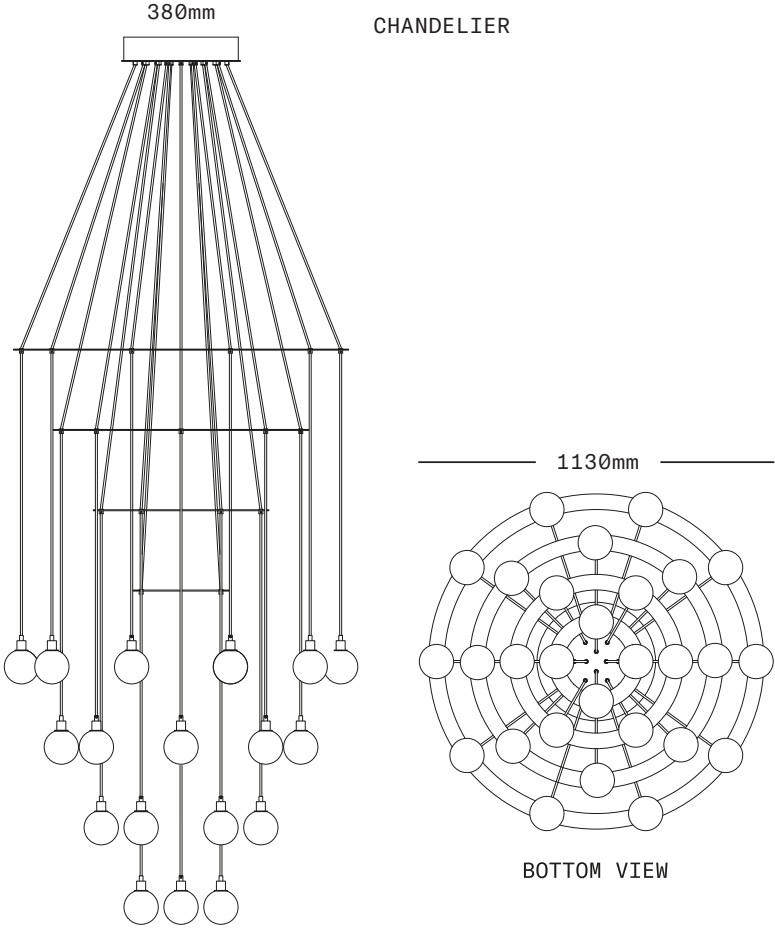


DRAPE CIRCLE 28 CHANDELIER
Shown in elongated composition (1474260mm overall drop length) in white dipped glass, dark oxidized metal finish, black cord

SkLO

Drape Circle 28

CHANDELIER



CE ENEC CB

The Drape Circle 28 Chandelier consists of 28 individual pendants gathered and supported by a series of tiered brass rings. Each pendant features a 110mm diameter diffuser of handblown Czech glass suspended on a fabric-wrapped electrical cord. The cords pass through and are connected to the rings. The glass diffusers are available in both "dipped" glass, featuring the SkLO double-dipped flame-polished mouth and "textured" glass, featuring a soft, frosted finish and subtle sculpted vertical ridges. Cord lengths are field adjustable. Multiple compositions possible – see the installation instructions for dimensions and information on the SkLO standard composition of this fixture.

Sockets 220-240V G9 7W Max

LED bulbs included

Not recommended for sloped ceilings

Field assembly + composition during installation is standard – see installation instructions – SkLO will pre-assemble + compose fixture to specification on request (pre-assembled fixtures not field adjustable)

Standard cord length 3050mm – field adjustable – longer lengths available at additional cost

Fixture weight (approximate): 82kg

All glass dimensions are approximate – handblown glass dimensions vary by nature and intent

Made in the Czech Republic

LT286 [---][--] Drape Circle 28 Chandelier

- | | |
|-----------------------|--|
| Dipped Glass colors | <ul style="list-style-type: none">○ Clear [CLR]● New Blue [NBL]● Olivin [OLV]● Smoke [SMK]○ White [WHT] |
| Textured Glass colors | <ul style="list-style-type: none">○ Clear [TCL]● Neutral Gray [NGT]● Steel Blue [TSB]● Whiskey [TWS] |
| Metal finishes | <ul style="list-style-type: none">● Dark Oxidized [DX]● Brushed Brass [BB]● Brushed Nickel [BN]● Polished Nickel [PN] |
| Cord colors | <ul style="list-style-type: none">● Black● Blue● Gold● Gray |





DRAPE COMPOSITION 1 PENDANT
Project: Van der Valk Hotel, Deventer, Netherlands
Interior Design: Marco Bolderheij
Photography: Denise Zwijnen

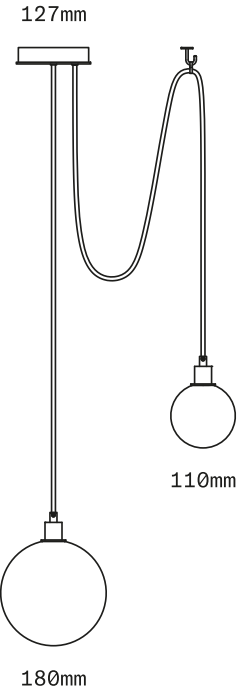
SkLO

Drape Composition 1

PENDANT



DRAPE COMPOSITION 1 PENDANT
Shown in white dipped glass, brushed brass metal finish, gold cord



CE ENE CB

The Drape Composition 1 is a multi-pendant fixture with 2 pendants suspended from a single canopy. Each pendant is suspended on a fabric-wrapped electrical cord. The center pendant hangs straight down from the canopy and features a 180mm diameter diffuser of handblown glass. The outer pendant is swagged to a ceiling hook (included) and features a smaller, 110mm diameter diffuser of handblown glass. The glass diffusers are available in both "dipped" glass, featuring the SkLO double-dipped flame-polished mouth and "textured" glass, featuring a soft, frosted finish and subtle sculpted vertical ridges. Cord lengths are field adjustable.

Sockets 220-240V G9 7W Max

LED bulbs included

Accommodates sloped ceilings

Standard cord length 3050mm – field adjustable – longer lengths available at additional cost

Fixture weight (approximate): 3.5kg

All glass dimensions are approximate – handblown glass dimensions vary by nature and intent

Made in the Czech Republic

LT181 [--][--]	Drape Composition 1 Pendant
Dipped Glass colors	<div><div></div> Clear [CLR]</div> <div><div></div> New Blue [NBL]</div> <div><div></div> Olivin [OLV]</div> <div><div></div> Smoke [SMK]</div> <div><div></div> White [WHT]</div>
Textured Glass colors	<div><div></div> Clear [TCL]</div> <div><div></div> Neutral Gray [NGT]</div> <div><div></div> Steel Blue [TSB]</div> <div><div></div> Whiskey [TWS]</div>
Metal finishes	<div><div></div> Dark Oxidized [DX]</div> <div><div></div> Brushed Brass [BB]</div> <div><div></div> Brushed Nickel [BN]</div> <div><div></div> Polished Nickel [PN]</div>
Cord colors	<div><div></div> Black</div> <div><div></div> Blue</div> <div><div></div> Gold</div> <div><div></div> Gray</div>



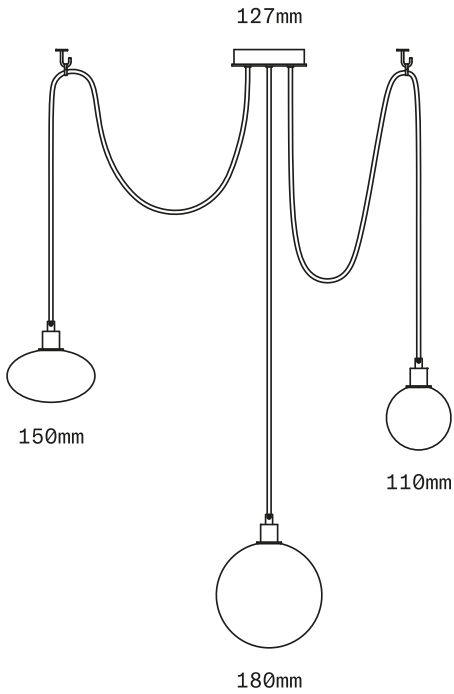
SkLO

Drape Composition 2

PENDANT



DRAPE COMPOSITION 2 PENDANT
Shown in clear dipped glass, dark oxidized metal finish, black cord



CE ENE CB

The Drape Composition 2 is a multi-pendant fixture with 3 pendants suspended from a single canopy. Each pendant is suspended on a fabric-wrapped electrical cord. The center pendant hangs straight down from the canopy and features a 180mm diameter sphere of handblown glass. The outer pendants are swagged to ceiling hooks (included) – one features a smaller, 110mm diameter sphere of handblown glass and the other a 150mm diameter ellipsoid of handblown glass. The glass diffusers are available in both "dipped" glass, featuring the SkLO double-dipped flame-polished mouth and "textured" glass, featuring a soft, frosted finish and subtle sculpted vertical ridges. Cord lengths are field adjustable.

Sockets 220-240V G9 7W Max

LED bulbs included

Accommodates sloped ceilings

Standard cord length 3050mm – field adjustable – longer lengths available at additional cost

Fixture weight (approximate): 5kg

All glass dimensions are approximate – handblown glass dimensions vary by nature and intent

Made in the Czech Republic

LT182 [---][--]	Drape Composition 2 Pendant
Dipped Glass colors	<ul style="list-style-type: none">○ Clear [CLR]● New Blue [NBL]● Olivin [OLV]● Smoke [SMK]○ White [WHT]
Textured Glass colors	<ul style="list-style-type: none">○ Clear [TCL]● Neutral Gray [NGT]● Steel Blue [TSB]● Whiskey [TWS]
Metal finishes	<ul style="list-style-type: none">● Dark Oxidized [DX]● Brushed Brass [BB]● Brushed Nickel [BN]○ Polished Nickel [PN]
Cord colors	<ul style="list-style-type: none">● Black● Blue● Gold● Gray



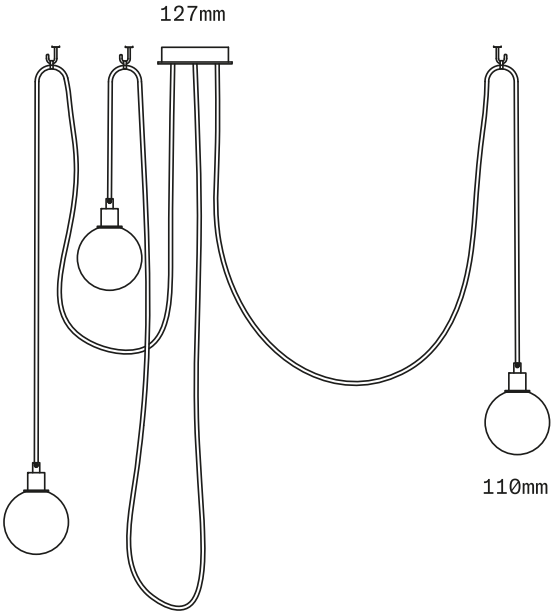


DRAPE HOOK 9 PENDANT
Shown in olivin dipped glass, brushed brass metal finish, gold cord

SkLO

Drape Hook 3

PENDANT



The Drape Hook 3 Pendant is a multi-pendant fixture featuring diffusers of handblown Czech glass suspended from a single canopy and swagged to ceiling hooks (included). Each pendant is suspended on a fabric-wrapped electrical cord and features a 110mm diameter spherical glass diffuser. The glass diffusers are available in both "dipped" glass, featuring the SkLO double-dipped flame-polished mouth and "textured" glass, featuring a soft, frosted finish and subtle sculpted vertical ridges. Cord lengths are field adjustable. Infinite compositions are possible.

Sockets 220-240V G9 7W Max

LED bulbs included

Accommodates sloped ceilings

Standard cord length 3050mm – field adjustable – longer lengths available at additional cost

All glass dimensions are approximate – handblown glass dimensions vary by nature and intent

Made in the Czech Republic

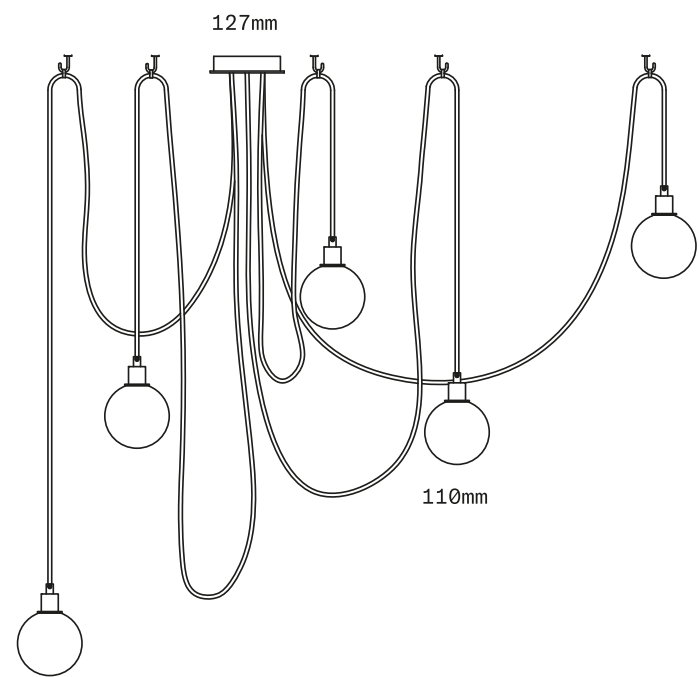
LT172 [---][--]	Drape Hook 3 Pendant
Dipped Glass colors	<ul style="list-style-type: none">○ Clear [CLR]● New Blue [NBL]● Olivin [OLV]● Smoke [SMK]○ White [WHT]
Textured Glass colors	<ul style="list-style-type: none">○ Clear [TCL]● Neutral Gray [NGT]● Steel Blue [TSB]● Whiskey [TWS]
Metal finishes	<ul style="list-style-type: none">● Dark Oxidized [DX]● Brushed Brass [BB]● Brushed Nickel [BN]○ Polished Nickel [PN]
Cord colors	<ul style="list-style-type: none">● Black● Blue● Gold● Gray



SkLO

Drape Hook 5

PENDANT



CE ENEC CB

The Drape Hook 5 Pendant is a multi-pendant fixture featuring diffusers of handblown Czech glass suspended from a single canopy and swagged to ceiling hooks (included). Each pendant is suspended on a fabric-wrapped electrical cord and features a 110mm diameter spherical glass diffuser. The glass diffusers are available in both "dipped" glass, featuring the SkLO double-dipped flame-polished mouth and "textured" glass, featuring a soft, frosted finish and subtle sculpted vertical ridges. Cord lengths are field adjustable. Infinite compositions are possible.

Sockets 220-240V G9 7W Max

LED bulbs included

Accommodates sloped ceilings

Standard cord length 3050mm – field adjustable – longer lengths available at additional cost

All glass dimensions are approximate – handblown glass dimensions vary by nature and intent

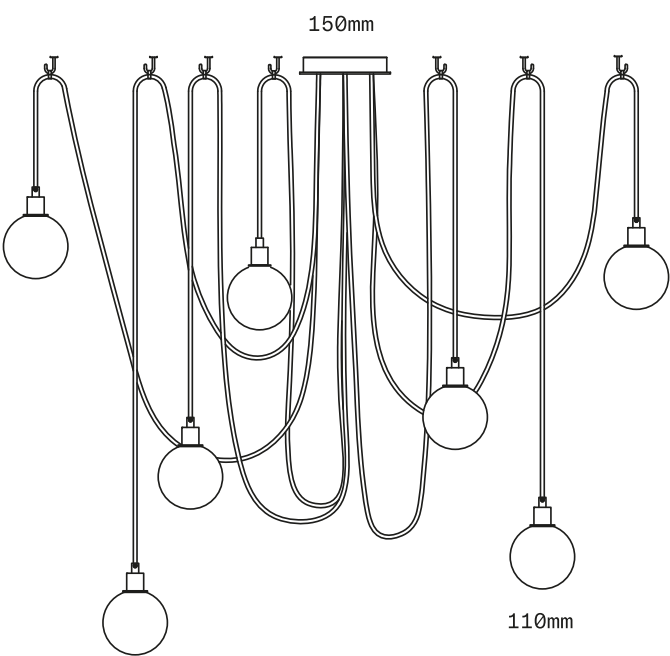
Made in the Czech Republic

LT174 [---][--]	Drape Hook 5 Pendant
Dipped Glass colors	<div><div></div> Clear [CLR]</div> <div><div></div> New Blue [NBL]</div> <div><div></div> Olivin [OLV]</div> <div><div></div> Smoke [SMK]</div> <div><div></div> White [WHT]</div>
Textured Glass colors	<div><div></div> Clear [TCL]</div> <div><div></div> Neutral Gray [NGT]</div> <div><div></div> Steel Blue [TSB]</div> <div><div></div> Whiskey [TWS]</div>
Metal finishes	<div><div></div> Dark Oxidized [DX]</div> <div><div></div> Brushed Brass [BB]</div> <div><div></div> Brushed Nickel [BN]</div> <div><div></div> Polished Nickel [PN]</div>
Cord colors	<div><div></div> Black</div> <div><div></div> Blue</div> <div><div></div> Gold</div> <div><div></div> Gray</div>

SkLO

Drape Hook 7

PENDANT



CE ENEC CB

The Drape Hook 7 Pendant is a multi-pendant fixture featuring diffusers of handblown Czech glass suspended from a single canopy and swagged to ceiling hooks (included). Each pendant is suspended on a fabric-wrapped electrical cord and features a 110mm diameter spherical glass diffuser. The glass diffusers are available in both "dipped" glass, featuring the SkLO double-dipped flame-polished mouth and "textured" glass, featuring a soft, frosted finish and subtle sculpted vertical ridges. Cord lengths are field adjustable. Infinite compositions are possible.

Sockets 220-240V G9 7W Max

LED bulbs included

Accommodates sloped ceilings

Standard cord length 3050mm – field adjustable – longer lengths available at additional cost

All glass dimensions are approximate – handblown glass dimensions vary by nature and intent

Made in the Czech Republic

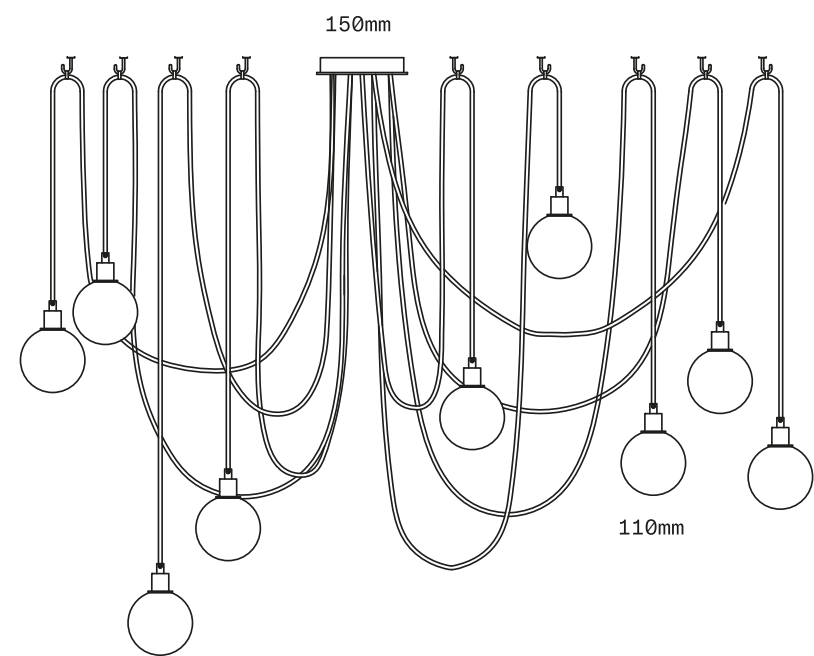
LT176 [---][--]	Drape Hook 7 Pendant
Dipped Glass colors	<div><div></div> Clear [CLR]</div> <div><div></div> New Blue [NBL]</div> <div><div></div> Olivin [OLV]</div> <div><div></div> Smoke [SMK]</div> <div><div></div> White [WHT]</div>
Textured Glass colors	<div><div></div> Clear [TCL]</div> <div><div></div> Neutral Gray [NGT]</div> <div><div></div> Steel Blue [TSB]</div> <div><div></div> Whiskey [TWS]</div>
Metal finishes	<div><div></div> Dark Oxidized [DX]</div> <div><div></div> Brushed Brass [BB]</div> <div><div></div> Brushed Nickel [BN]</div> <div><div></div> Polished Nickel [PN]</div>
Cord colors	<div><div></div> Black</div> <div><div></div> Blue</div> <div><div></div> Gold</div> <div><div></div> Gray</div>



SkLO

Drape Hook 9

PENDANT



CE ENEC CB

The Drape Hook 9 Pendant is a multi-pendant fixture featuring diffusers of handblown Czech glass suspended from a single canopy and swagged to ceiling hooks (included). Each pendant is suspended on a fabric-wrapped electrical cord and features a 110mm diameter spherical glass diffuser. The glass diffusers are available in both "dipped" glass, featuring the SkLO double-dipped flame-polished mouth and "textured" glass, featuring a soft, frosted finish and subtle sculpted vertical ridges. Cord lengths are field adjustable. Infinite compositions are possible.

Sockets 220-240V G9 7W Max

LED bulbs included

Accommodates sloped ceilings

Standard cord length 3050mm – field adjustable – longer lengths available at additional cost

All glass dimensions are approximate – handblown glass dimensions vary by nature and intent

Made in the Czech Republic

LT177 [---][--]	Drape Hook 9 Pendant
Dipped Glass colors	<div><div></div> Clear [CLR]</div> <div><div></div> New Blue [NBL]</div> <div><div></div> Olivin [OLV]</div> <div><div></div> Smoke [SMK]</div> <div><div></div> White [WHT]</div>
Textured Glass colors	<div><div></div> Clear [TCL]</div> <div><div></div> Neutral Gray [NGT]</div> <div><div></div> Steel Blue [TSB]</div> <div><div></div> Whiskey [TWS]</div>
Metal finishes	<div><div></div> Dark Oxidized [DX]</div> <div><div></div> Brushed Brass [BB]</div> <div><div></div> Brushed Nickel [BN]</div> <div><div></div> Polished Nickel [PN]</div>
Cord colors	<div><div></div> Black</div> <div><div></div> Blue</div> <div><div></div> Gold</div> <div><div></div> Gray</div>



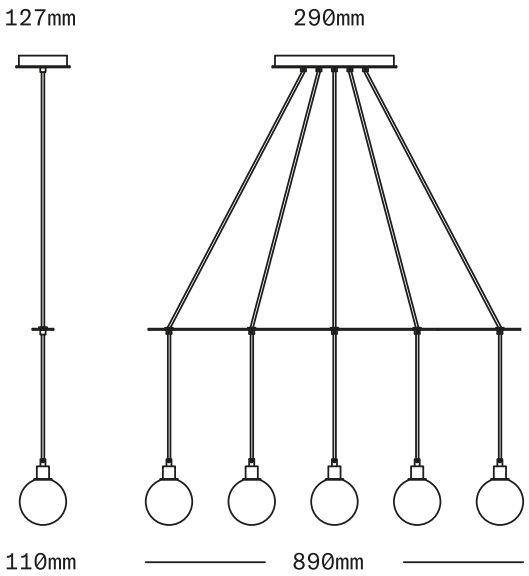
DRAPE HOOK PENDANT
Project: Private Residence
Interior Design: O&A
Photography: Mikhail Loskutov



SkLO
Drape Linear 5
CHANDELIER



DRAPE LINEAR 7 CHANDELIER
Shown in white dipped glass, brushed brass metal finish, blue cord



CE ENEC CB

The Drape Linear 5 Chandelier consists of 5 individual pendants gathered into a straight line and supported by a flat brass bar. Each pendant features a 110mm diameter diffuser of handblown Czech glass suspended on a fabric-wrapped electrical cord. The cords pass through and are affixed to the bar and are evenly spaced around its length. The glass diffusers are available in both "dipped" glass, featuring the SkLO double-dipped flame-polished mouth and "textured" glass, featuring a soft, frosted finish and subtle sculpted vertical ridges. Cord lengths are field adjustable.

Sockets 220-240V G9 7W Max

LED bulbs included

Accommodates sloped ceilings

Standard cord length 3050mm – field adjustable – longer lengths available at additional cost

Fixture weight (approximate): 8kg

All glass dimensions are approximate – handblown glass dimensions vary by nature and intent

Made in the Czech Republic

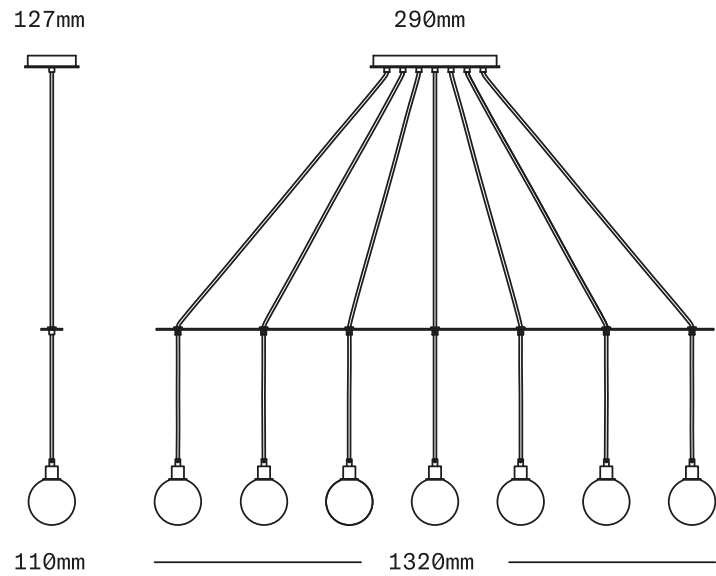
LT399 [---][--]	Drape Linear 5 Chandelier
Dipped Glass colors	<div><div></div> Clear [CLR]</div> <div><div></div> New Blue [NBL]</div> <div><div></div> Olivin [OLV]</div> <div><div></div> Smoke [SMK]</div> <div><div></div> White [WHT]</div>
Textured Glass colors	<div><div></div> Clear [TCL]</div> <div><div></div> Neutral Gray [NGT]</div> <div><div></div> Steel Blue [TSB]</div> <div><div></div> Whiskey [TWS]</div>
Metal finishes	<div><div></div> Dark Oxidized [DX]</div> <div><div></div> Brushed Brass [BB]</div> <div><div></div> Brushed Nickel [BN]</div> <div><div></div> Polished Nickel [PN]</div>
Cord colors	<div><div></div> Black</div> <div><div></div> Blue</div> <div><div></div> Gold</div> <div><div></div> Gray</div>



SkLO

Drape Linear 7

CHANDELIER



CE ENEC CB

The Drape Linear 7 Chandelier consists of 7 individual pendants gathered into a straight line and supported by a flat brass bar. Each pendant features a 110mm diameter diffuser of handblown Czech glass suspended on a fabric-wrapped electrical cord. The cords pass through and are affixed to the bar and are evenly spaced around its length. The glass diffusers are available in both "dipped" glass, featuring the SkLO double-dipped flame-polished mouth and "textured" glass, featuring a soft, frosted finish and subtle sculpted vertical ridges. Cord lengths are field adjustable.

Sockets 220-240V G9 7W Max

LED bulbs included

Accommodates sloped ceilings

Standard cord length 3050mm – field adjustable – longer lengths available at additional cost

Fixture weight (approximate): 10kg

All glass dimensions are approximate – handblown glass dimensions vary by nature and intent

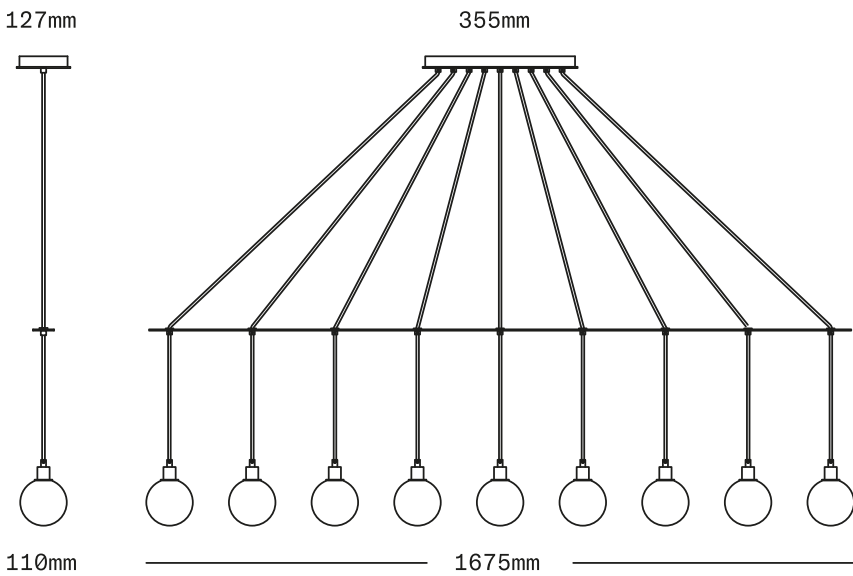
Made in the Czech Republic

LT400 [---][--]	Drape Linear 7 Chandelier
Dipped Glass colors	<div><div></div> Clear [CLR]</div> <div><div></div> New Blue [NBL]</div> <div><div></div> Olivin [OLV]</div> <div><div></div> Smoke [SMK]</div> <div><div></div> White [WHT]</div>
Textured Glass colors	<div><div></div> Clear [TCL]</div> <div><div></div> Neutral Gray [NGT]</div> <div><div></div> Steel Blue [TSB]</div> <div><div></div> Whiskey [TWS]</div>
Metal finishes	<div><div></div> Dark Oxidized [DX]</div> <div><div></div> Brushed Brass [BB]</div> <div><div></div> Brushed Nickel [BN]</div> <div><div></div> Polished Nickel [PN]</div>
Cord colors	<div><div></div> Black</div> <div><div></div> Blue</div> <div><div></div> Gold</div> <div><div></div> Gray</div>

SkLO

Drape Linear 9

CHANDELIER



CE ENEC CB

The Drape Linear 9 Chandelier consists of 9 individual pendants gathered into a straight line and supported by a flat brass bar. Each pendant features a 110mm diameter diffuser of handblown Czech glass suspended on a fabric-wrapped electrical cord. The cords pass through and are affixed to the bar and are evenly spaced around its length. The glass diffusers are available in both "dipped" glass, featuring the SkLO double-dipped flame-polished mouth and "textured" glass, featuring a soft, frosted finish and subtle sculpted vertical ridges. Cord lengths are field adjustable.

Sockets 220-240V G9 7W Max

LED bulbs included

Accommodates sloped ceilings

Standard cord length 3050mm – field adjustable – longer lengths available at additional cost

Fixture weight (approximate): 12kg

All glass dimensions are approximate – handblown glass dimensions vary by nature and intent

Made in the Czech Republic

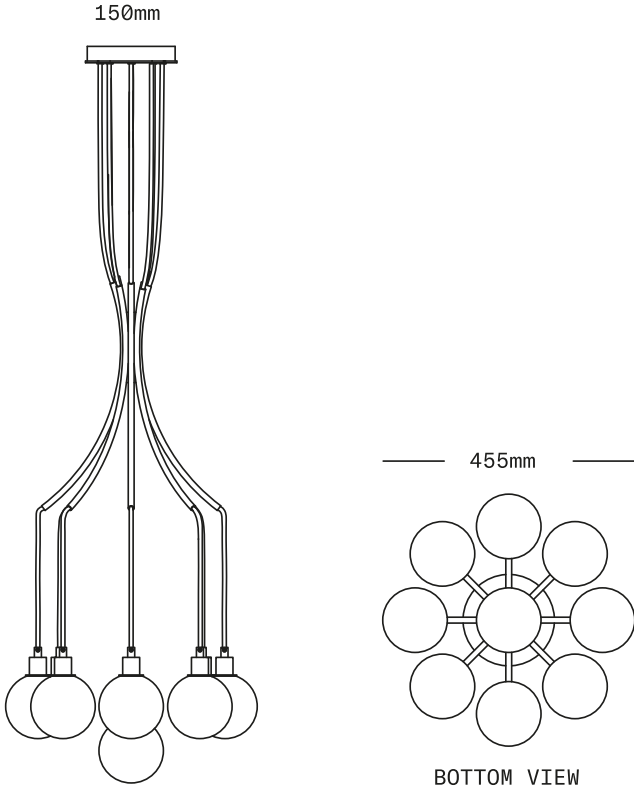
LT401 [---][--]	Drape Linear 9 Chandelier
Dipped Glass colors	<div><div></div> Clear [CLR]</div> <div><div></div> New Blue [NBL]</div> <div><div></div> Olivin [OLV]</div> <div><div></div> Smoke [SMK]</div> <div><div></div> White [WHT]</div>
Textured Glass colors	<div><div></div> Clear [TCL]</div> <div><div></div> Neutral Gray [NGT]</div> <div><div></div> Steel Blue [TSB]</div> <div><div></div> Whiskey [TWS]</div>
Metal finishes	<div><div></div> Dark Oxidized [DX]</div> <div><div></div> Brushed Brass [BB]</div> <div><div></div> Brushed Nickel [BN]</div> <div><div></div> Polished Nickel [PN]</div>
Cord colors	<div><div></div> Black</div> <div><div></div> Blue</div> <div><div></div> Gold</div> <div><div></div> Gray</div>



SkLO
Drape Skirt 9
CHANDELIER



DRAPE SKIRT 9 CHANDELIER
Shown in white dipped glass, brushed brass metal finish, blue cord



CE ENEC CB

The Drape Skirt 9 Chandelier consists of 9 individual pendants gathered and supported by a central brass “skirt” structure. Each pendant features a 110mm diameter diffuser of handblown Czech glass suspended on a fabric-wrapped electrical cord. The cords pass through the tubes of the “skirt”, and the slight friction created by the cord passing through the bent tubing holds the “skirt” in place. The “skirt” element can be located anywhere along the length of the fixture/cords. The glass diffusers are available in both "dipped" glass, featuring the SkLO double-dipped flame-polished mouth and "textured" glass, featuring a soft, frosted finish and subtle sculpted vertical ridges. Cord lengths are field adjustable.

Sockets 220-240V G9 7W Max

LED bulbs included

Accommodates sloped ceilings

Standard cord length 3050mm – field adjustable – longer lengths available at additional cost

Fixture weight (approximate): 11kg

All glass dimensions are approximate – handblown glass dimensions vary by nature and intent

Made in the Czech Republic

LT295 [---][--]	Drape Skirt 9 Chandelier
Dipped Glass colors	<div><div></div> Clear [CLR]</div> <div><div></div> New Blue [NBL]</div> <div><div></div> Olivin [OLV]</div> <div><div></div> Smoke [SMK]</div> <div><div></div> White [WHT]</div>





DRAPE SKIRT 15 CHANDELIER
Project: Kanoun Pâtisseries, Paris, France
Architect: Vincent Eschallier
Interior Design: Diane de Kergal
Photography: Nicolas Matheus

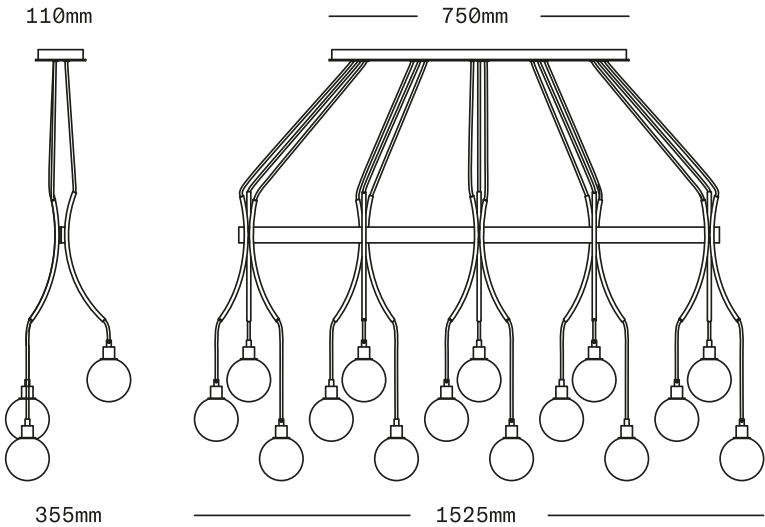
SkLO

Drape Skirt 15

CHANDELIER



DRAPE SKIRT 15 CHANDELIER
Shown in white dipped glass, brushed brass metal finish, black cord



CE ENEC CB

The Drape Skirt 15 Chandelier consists of 15 individual pendants gathered into 5 groups of 3 and supported by a series of 5 brass “skirt” structures along the length of a brass bar. The brass “skirts” attach to the bar by a series of simple slotted connections, allowing the “skirts” to hold the bar with the slight friction of the cords passing through the smooth brass tubes of the “skirts”. Each pendant features a 110mm diameter diffuser of handblown Czech glass suspended on a fabric-wrapped electrical cord. The cords pass through and are affixed to the bar and are evenly spaced around its length. The glass diffusers are available in both “dipped” glass, featuring the SkLO double-dipped flame-polished mouth and “textured” glass, featuring a soft, frosted finish and subtle sculpted vertical ridges. Cord lengths are field adjustable.

Sockets 220-240V G9 7W Max

LED bulbs included

Not recommended for sloped ceilings

Standard cord length 3050mm – field adjustable – longer lengths available at additional cost

Fixture weight (approximate): 23kg

All glass dimensions are approximate – handblown glass dimensions vary by nature and intent

Made in the Czech Republic

LT290 [---][--] Drape Skirt 15 Chandelier

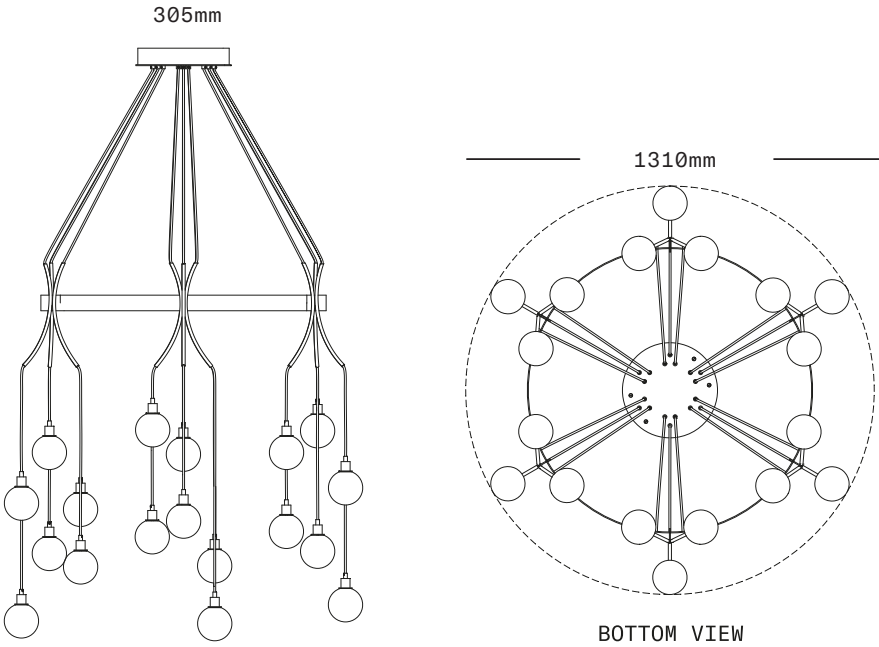
- | | |
|-----------------------|---|
| Dipped Glass colors | <input type="radio"/> Clear [CLR]
<input type="radio"/> New Blue [NBL]
<input type="radio"/> Olivin [OLV]
<input type="radio"/> Smoke [SMK]
<input type="radio"/> White [WHT] |
| Textured Glass colors | <input type="radio"/> Clear [TCL]
<input type="radio"/> Neutral Gray [NGT]
<input type="radio"/> Steel Blue [TSB]
<input type="radio"/> Whiskey [TWS] |
| Metal finishes | <input type="radio"/> Dark Oxidized [DX]
<input type="radio"/> Brushed Brass [BB]
<input type="radio"/> Brushed Nickel [BN]
<input type="radio"/> Polished Nickel [PN] |
| Cord colors | <input type="radio"/> Black
<input type="radio"/> Blue
<input type="radio"/> Gold
<input type="radio"/> Gray |



SkLO
Drape Skirt 18
CHANDELIER



DRAPE SKIRT 18 CHANDELIER
Shown in white dipped glass, brushed brass metal finish, black cord



CE ENEC CB

The Drape Skirt 18 Chandelier consists of 18 individual pendants gathered into 6 groups of 3 and supported by a series of 6 brass “skirt” structures arranged around the circumference of a brass ring. The brass “skirts” attach to the ring by a series of simple slotted connections, allowing the “skirts” to hold the ring with the slight friction of the cords passing through the smooth brass tubes of the “skirts”. Each pendant features a 110mm diameter diffuser of handblown Czech glass suspended on a fabric-wrapped electrical cord. The glass diffusers are available in both "dipped" glass, featuring the SkLO double-dipped flame-polished mouth and "textured" glass, featuring a soft, frosted finish and subtle sculpted vertical ridges. Cord lengths are field adjustable.

Sockets 220-240V G9 7W Max

LED bulbs included

Not recommended for sloped ceilings

Standard cord length 3050mm – field adjustable – longer lengths available at additional cost

Fixture weight (approximate): 30kg

All glass dimensions are approximate – handblown glass dimensions vary by nature and intent

Made in the Czech Republic

LT293 [---][--] Drape Skirt 18 Chandelier

- | | |
|-----------------------|--|
| Dipped Glass colors | <ul style="list-style-type: none">○ Clear [CLR]● New Blue [NBL]● Olivin [OLV]● Smoke [SMK]○ White [WHT] |
| Textured Glass colors | <ul style="list-style-type: none">○ Clear [TCL]● Neutral Gray [NGT]● Steel Blue [TSB]● Whiskey [TWS] |
| Metal finishes | <ul style="list-style-type: none">● Dark Oxidized [DX]● Brushed Brass [BB]● Brushed Nickel [BN]○ Polished Nickel [PN] |
| Cord colors | <ul style="list-style-type: none">● Black● Blue● Gold● Gray |



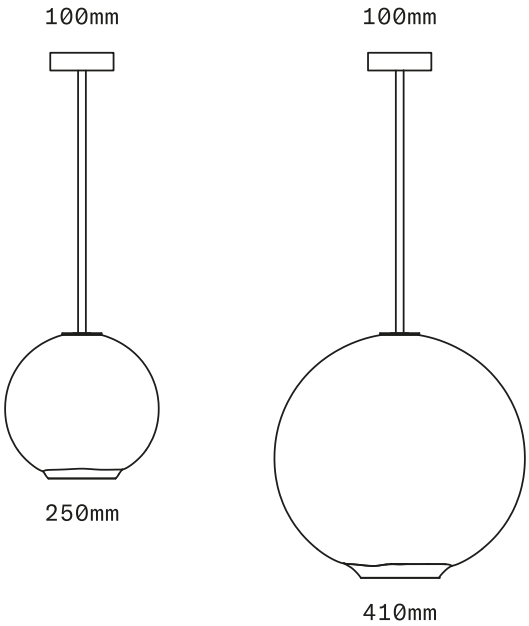


FLOAT 1.0 PENDANT
Project: Kanoun Patisserie, Paris, France
Architect: Vincent Eschaller
Interior Design: Diane de Kergal
Photography: Nicolas Matheus

SkLO
Float 1.0
PENDANT



FLOAT 1.0 PENDANT
Shown in smoke glass, brushed brass metal finish



CE ENEC CB

Spheres of lit handblown glass suspended on brass tube stems, the Float 1.0 Pendants are both simple and elegant. The openings at the bottom of the glass feature an organic, layered detail where we dip the spheres twice into the molten glass during production. The lip of the opening is then cut and polished smooth. These details express their handmade nature without sacrificing their minimal feel. Available in two sizes.

Socket 220-240V E27 60W Max

LED bulb included

Standard canopy does NOT accommodate sloped ceilings or swagging of this light. Other canopy options are available at an additional cost. Visit the Accessories page on our website to see available canopy options and review compatibility

This fixture is compatible with one or more of SkLO customizable multi-pendant canopy systems. Visit the Accessories page on our website to see available systems and review compatibility

Specify overall drop length – Rigid brass tube stems are not field adjustable

Minimum overall drop length: 560mm

Lengths over 1350mm available at additional cost

Fixture weights (approximate): 3.5kg (LT253)
 7kg (LT254)

All glass dimensions are approximate – handblown glass dimensions vary by nature and intent

Made in the Czech Republic

- | | |
|-----------------|--|
| LT253 [---][--] | 250mm glass |
| LT254 [---][--] | 410mm glass |
| Glass colors | <ul style="list-style-type: none">● Amber [AMB]○ Clear [CLR]● Olivin [OLV]● Smoke [SMK]○ White [WHT] |
| Metal finishes | <ul style="list-style-type: none">● Dark Oxidized [DX]● Brushed Brass [BB]● Brushed Nickel [BN]○ Polished Nickel [PN] |





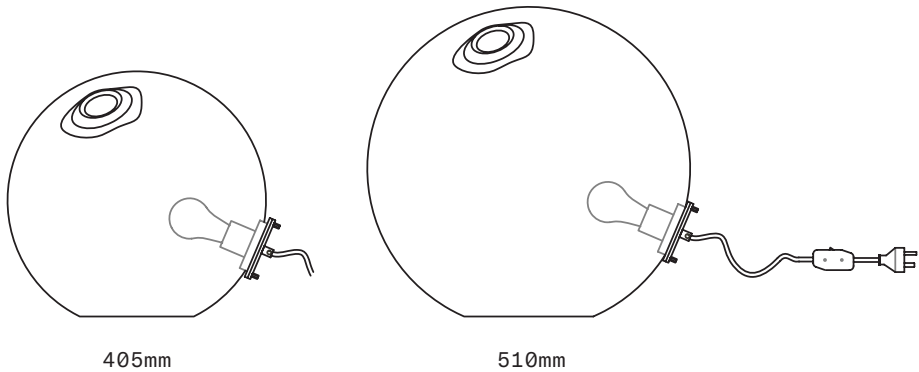
FLOAT 2.0 LIGHT

SkLO
Float 2.0
LIGHT



Meridiani, Salone del Mobile 2019
Interior Design: Andrea Parisio

FLOAT 2.0 LIGHT
Shown in 20"/510mm smoke glass, brushed brass metal finish



CE ENEC CB

Large spheres of handblown Czech glass with a custom brass socket assembly through one side. Each glass sphere is blown by hand without the use of moulds, and so is slightly imperfect in shape. Each is broken hot from the blower's pipe and the mouth then fire-polished to create an uncontrollable detail unique to each piece. Two brass thumb screws attach the removable bulb-and-socket from the side of the glass.

Socket 220-240V E27 7W Max

LED bulb included

1830mm black fabric-wrapped cord with in-line switch

All glass dimensions are approximate – handblown glass dimensions vary by nature and intent

Made in the Czech Republic

LT216 [---][--]
LT220 [---][--]

Glass colors

410mm glass
510mm glass

- Amber [AMB]
- Clear [CLR]
- Olivin [OLV]
- Smoke [SMK]
- White [WHT]

Metal finishes

- Dark Oxidized [DX]
- Brushed Brass [BB]
- Brushed Nickel [BN]
- Polished Nickel [PN]





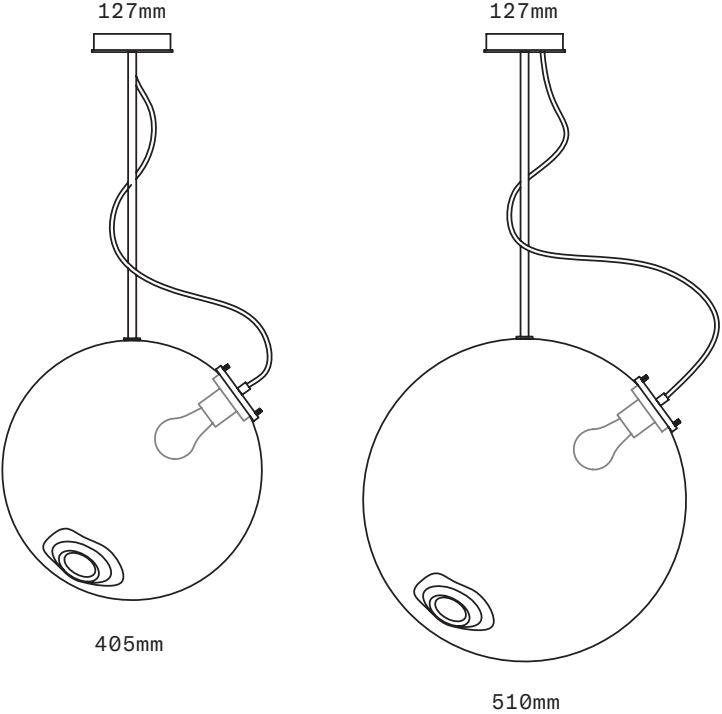
Project: Private Residence
Interior Design: Zeitgeist Design
Photography: Tammy Horton

FLOAT 2.0 PENDANT
Shown in 20"/510mm clear and smoke glass, brushed brass metal finish, black cord

SkLO

Float 2.0

PENDANT



CE ENEC CB

Large spheres of handblown Czech glass suspended on rigid brass stems. A custom brass socket assembly through one side holds the light bulb and is connected to the canopy at the ceiling with a length of exposed fabric-wrapped electrical cord. Each glass sphere is blown by hand without the use of moulds, and so is slightly imperfect in shape. Two brass thumb screws attach the removable bulb-and-socket from the side of the glass.

Socket 220-240V E27 60W Max

LED bulb included

Standard canopy does NOT accommodate sloped ceilings or swagging of this light. Other canopy options are available at an additional cost. Visit the Accessories page on our website to see available canopy options and review compatibility

This fixture is compatible with one or more of SkLO customizable multi-pendant canopy systems. Visit the Accessories page on our website to see available systems and review compatibility

Specify overall drop length – Rigid brass tube stems are not field adjustable

Minimum overall drop length: 740mm

Lengths over 1630mm available at additional cost

Fabric-wrapped electrical cord length will be supplied based on overall drop length specified – field adjustable

Fixture weights (approximate):
7kg (LT259)
9kg (LT319)

All glass dimensions are approximate – handblown glass dimensions vary by nature and intent

Made in the Czech Republic

LT259 [---][--]
LT319 [---][--]

410mm glass
510mm glass

Glass colors

- Amber [AMB]
- Clear [CLR]
- Olivin [OLV]
- Smoke [SMK]
- White [WHT]

Metal finishes

- Dark Oxidized [DX]
- Brushed Brass [BB]
- Brushed Nickel [BN]
- Polished Nickel [PN]

Cord colors

- Black
- Blue
- Gold
- Gray



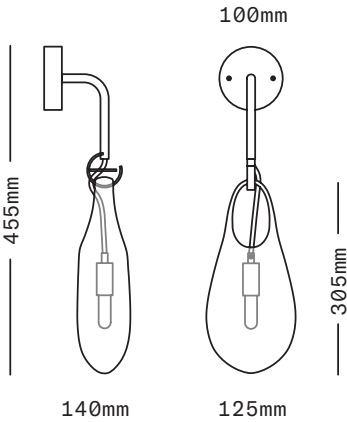


HOLD 18 SCONCE
Project: Carly's Cove, Bodega Bay, California
Architect: Lundberg Design
Photography: Lundberg Design

SkLO
Hold 12
SCONCE



HOLD 12 SCONCE
Shown in white glass, brushed brass metal finish, gray cord, north-american canopy



CE ENEC CB

A smaller version of the SkLO Hold Vessel – an expressive glass vessel that appears to stretch from its hook as if molten – serves as a shade on this wall sconce. The socket is suspended from the hook on a fabric-wrapped electrical cord and is loosely suspended within the glass. A removable threaded pin within the brass hook can be used to secure the glass if required.

Socket 220-240V G9 7W Max

LED bulb included

Fixture weight (approximate): 2.5kg

All glass dimensions are approximate – handblown glass dimensions vary by nature and intent

Made in the Czech Republic

LT267 [---][--]

Glass colors

Hold 12 Sconce

- Clear [CLR]
- Gray [GRY]
- New Blue [NBL]
- Olivin [OLV]
- Smoke [SMK]
- White [WHT]

Metal finishes

- Dark Oxidized [DX]
- Brushed Brass [BB]
- Brushed Nickel [BN]
- Polished Nickel [PN]

Cord colors

- Black
- Blue
- Gold
- Gray





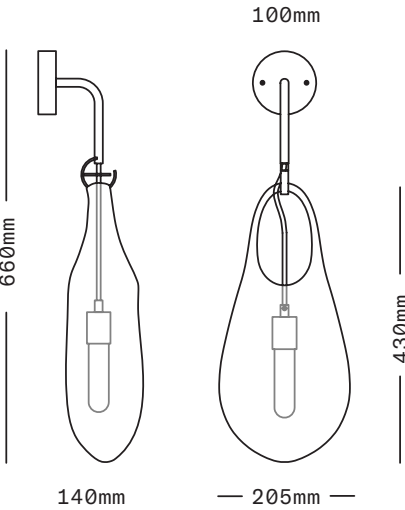
Stylist: Studio Salaris
Photography: Beppe Brancato

HOLD 18 SCONCE
Shown in smoke glass, brushed brass metal finish, black cord, north-american canopy

SkLO

Hold 18

SCONCE



CE ENEC CB

An expressive glass vessel that appears to stretch from its hook as if molten serves as a shade on this wall sconce. The socket is suspended from the hook on a fabric-wrapped electrical cord and is loosely suspended within the glass. A removable threaded pin within the brass hook can be used to secure the glass if required.

Socket 220-240V E14 25W Max

LED bulb included

Fixture weight (approximate): 3kg

All glass dimensions are approximate – handblown glass dimensions vary by nature and intent

Made in the Czech Republic

LT261 [- -][- -]

Glass colors

Metal finishes

Cord colors

Hold 18 Sconce

- Clear [CLR]
 - Gray [GRY]
 - New Blue [NBL]
 - Olivin [OLV]
 - Smoke [SMK]
 - White [WHT]
- Dark Oxidized [DX]
 - Brushed Brass [BB]
 - Brushed Nickel [BN]
 - Polished Nickel [PN]

- Black
- Blue
- Gold
- Gray

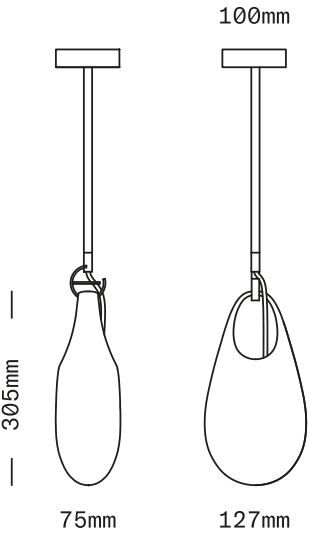


HOLD PENDANT
Hold 18 in smoke, Hold 12 in olivin, both brushed brass metal finish, black cord

SkLO

Hold 12

PENDANT



CE ENEC CB

A smaller version of the SkLO Hold Vessel – an expressive glass vessel that appears to stretch from its hook as if molten – serves as a shade on this pendant. The pendant is suspended on a rigid brass tube stem featuring a custom brass hook at the end. The brass socket is suspended on an exposed, fabric-wrapped electrical cord that exits the tube stem above the hook and suspends the light bulb within the glass.

Socket 220-240V G9 7W Max

LED bulb included

Standard canopy does NOT accommodate sloped ceilings or swagging of this light. Other canopy options are available at an additional cost. Visit the Accessories page on our website to see available canopy options and review compatibility

This fixture is compatible with one or more of SkLO customizable multi-pendant canopy systems. Visit the Accessories page on our website to see available systems and review compatibility

Specify overall drop length – Rigid brass tube stems are not field adjustable

Minimum overall drop length: 710mm

Lengths over 1520mm available at additional cost

Fixture weight (approximate): 3kg

All glass dimensions are approximate – handblown glass dimensions vary by nature and intent

Made in the Czech Republic

LT264 [---][--]

Glass colors

Hold 12 Pendant

- Clear [CLR]
- Gray [GRY]
- New Blue [NBL]
- Olivin [OLV]
- Smoke [SMK]
- White [WHT]

Metal finishes

- Dark Oxidized [DX]
- Brushed Brass [BB]
- Brushed Nickel [BN]
- Polished Nickel [PN]

Cord colors

- Black
- Blue
- Gold
- Gray





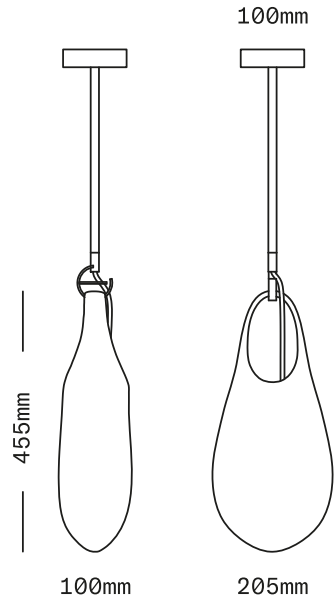
Project: Private Residence, Miami, Florida
Interior Design: Miguel Lewis
Photography: Kris Tamburello

HOLD 18 PENDANT
Shown in white glass, dark oxidized metal finish, black cord, north-american canopy

SkLO

Hold 18

PENDANT



CE ENEC CB

An expressive glass vessel that appears to stretch from its hook as if molten serves as a shade on this pendant. The pendant is suspended on a rigid brass tube stem featuring a custom brass hook at the end. The brass socket is suspended on an exposed, fabric-wrapped electrical cord that exits the tube stem above the hook and suspends the light bulb within the glass.

Socket 220-240V E14 25W Max

LED bulb included

Standard canopy does NOT accommodate sloped ceilings or swagging of this light. Other canopy options are available at an additional cost. Visit the Accessories page on our website to see available canopy options and review compatibility

This fixture is compatible with one or more of SkLO customizable multi-pendant canopy systems. Visit the Accessories page on our website to see available systems and review compatibility

Specify overall drop length – Rigid brass tube stems are not field adjustable

Minimum overall drop length: 710mm

Lengths over 1520mm available at additional cost

Fixture weight (approximate): 3.5kg

All glass dimensions are approximate – handblown glass dimensions vary by nature and intent

Made in the Czech Republic

LT263 [---][--]

Glass colors

Hold 18 Pendant

- Clear [CLR]
- Gray [GRY]
- New Blue [NBL]
- Olivin [OLV]
- Smoke [SMK]
- White [WHT]

Metal finishes

- Dark Oxidized [DX]
- Brushed Brass [BB]
- Brushed Nickel [BN]
- Polished Nickel [PN]

Cord colors

- Black
- Blue
- Gold
- Gray





HOLD PIN PENDANT
Project: Flour + Water, San Francisco
Architect: Lundberg Design
Photography: Krescent Carasso

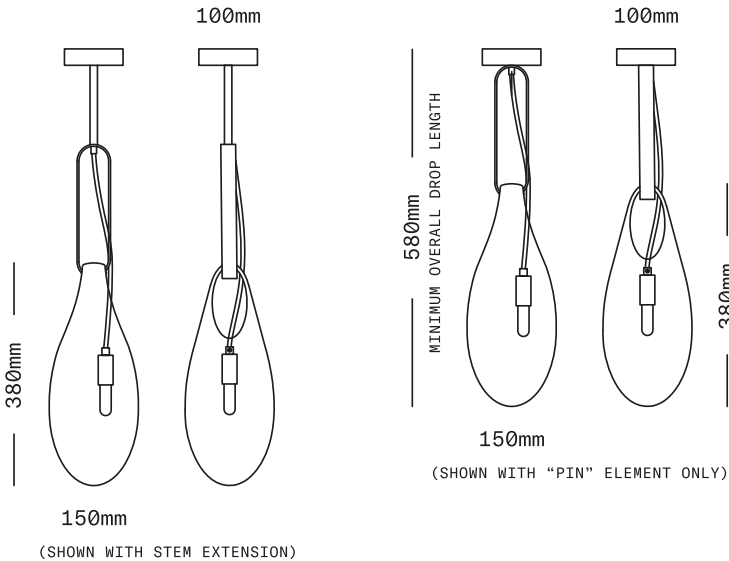
SkLO

Hold Pin 1.09

PENDANT



HOLD PIN 1.09 PENDANT
Shown in white glass, brushed brass metal finish, black cord, north-american canopy



CE ENEC CB

An expressive glass vessel that appears to stretch under its weight serves as a shade in this pendant. The glass element here is different from that of the Hold Sconce and Hold Pendant in that it is round and not flattened, and it is also of a different size. The glass element hangs from a brass “pin” element, made of a continuous ribbon of the brass bar, which opens and closes to allow for removal of the glass. The brass socket is suspended on an exposed fabric-wrapped electrical cord from the top of the “pin” and suspends the light bulb within the opening at the top of the glass.

Socket 220-240V G9 7W Max

LED bulb included

Standard canopy does NOT accommodate sloped ceilings or swagging of this light. Other canopy options are available at an additional cost. Visit the Accessories page on our website to see available canopy options and review compatibility

This fixture is compatible with one or more of SkLO customizable multi-pendant canopy systems. Visit the Accessories page on our website to see available systems and review compatibility

Specify overall drop length – not field adjustable

Minimum overall drop length (no stem extension):
580mm

Lengths over 1570mm available at additional cost

Fixture weight (approximate): 3kg

All glass dimensions are approximate – handblown glass dimensions vary by nature and intent

Made in the Czech Republic

LT368 [---][--]	Hold Pin 1.09 Pendant
Glass colors	<ul style="list-style-type: none">○ Clear [CLR]○ Gray [GRY]○ New Blue [NBL]○ Olivin [OLV]○ Smoke [SMK]○ White [WHT]
Metal finishes	<ul style="list-style-type: none">● Dark Oxidized [DX]● Brushed Brass [BB]● Brushed Nickel [BN]● Polished Nickel [PN]
Cord colors	<ul style="list-style-type: none">● Black● Blue● Gold● Gray



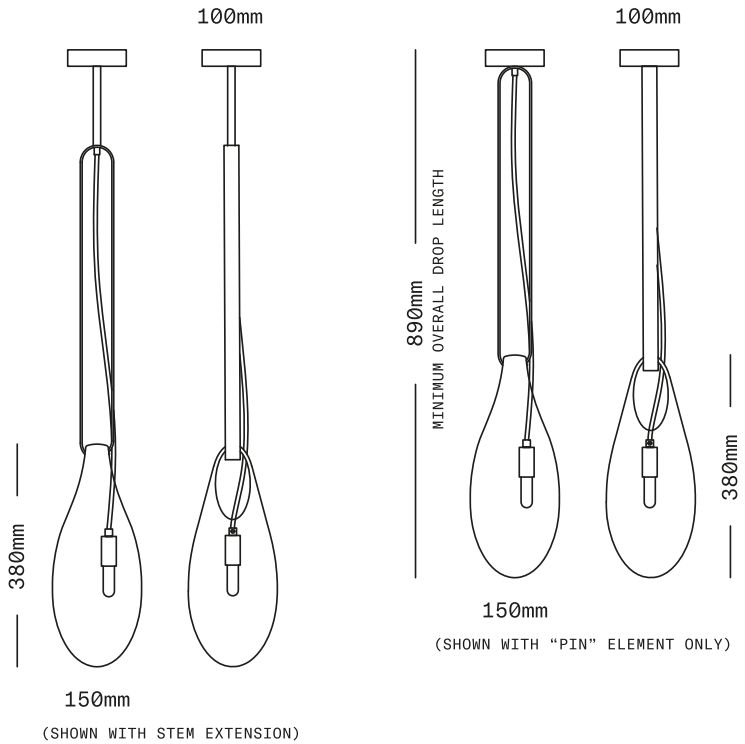


HOLD PIN PENDANT
Project: Private Residence
Interior Design: KES Studio

SkLO

Hold Pin 1.21

PENDANT



CE ENEC CB

An expressive glass vessel that appears to stretch under its weight serves as a shade in this pendant. The glass element here is different from that of the Hold Sconce and Hold Pendant in that it is round and not flattened, and it is also of a different size. The glass element hangs from a brass “pin” element, made of a continuous ribbon of the brass bar, which opens and closes to allow for removal of the glass. The brass socket is suspended on an exposed fabric-wrapped electrical cord from the top of the “pin” and suspends the light bulb within the opening at the top of the glass.

Socket 220-240V G9 7W Max

LED bulb included

Standard canopy does NOT accommodate sloped ceilings or swagging of this light. Other canopy options are available at an additional cost. Visit the Accessories page on our website to see available canopy options and review compatibility

This fixture is compatible with one or more of SkLO customizable multi-pendant canopy systems. Visit the Accessories page on our website to see available systems and review compatibility

Specify overall drop length – not field adjustable

Minimum overall drop length (no stem extension): 890mm

Lengths over 1880mm available at additional cost

Fixture weight (approximate): 3.5kg

All glass dimensions are approximate – handblown glass dimensions vary by nature and intent

Made in the Czech Republic

- | | |
|-----------------|--|
| LT365 [---][--] | Hold Pin 1.21 Pendant |
| Glass colors | <ul style="list-style-type: none">○ Clear [CLR]○ Gray [GRY]○ New Blue [NBL]○ Olivin [OLV]○ Smoke [SMK]○ White [WHT] |
| Metal finishes | <ul style="list-style-type: none">● Dark Oxidized [DX]● Brushed Brass [BB]● Brushed Nickel [BN]○ Polished Nickel [PN] |
| Cord colors | <ul style="list-style-type: none">● Black● Blue● Gold○ Gray |

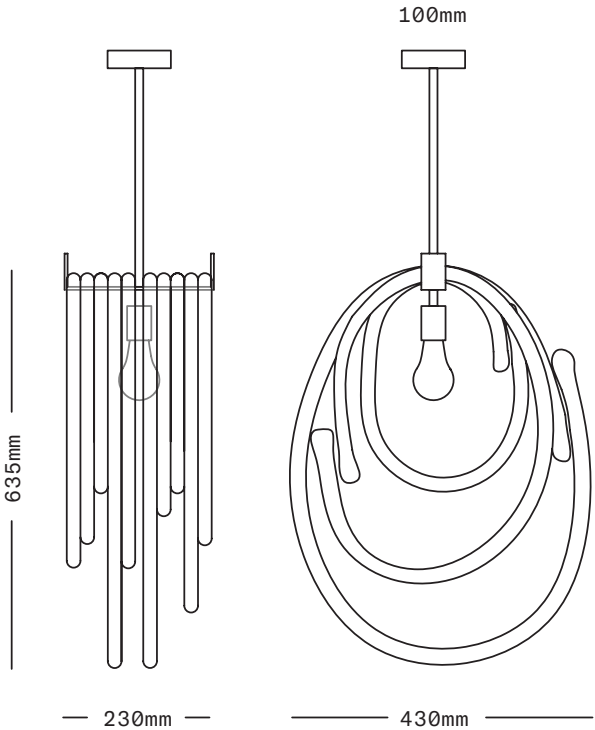


SkLO
Lasso 1.0
PENDANT



Project: Private Residence
Interior Design: Audrey Drought Design

LASSO 1.0 PENDANT
Shown in clear glass, brushed brass metal finish, north-american canopy



CE ENEC CB

Solid loops of handblown glass serve as a shade for this sculptural pendant. The glass loops come in different sizes, showcasing the amazing quality and clarity of the Czech glass. Each loop is made by hand, so each is unique and slightly different, lending the finished composition a very organic feel.

Socket 220-240V E27 60W Max

LED bulb included

Does NOT accommodate sloped ceilings

This fixture is compatible with one or more of SkLO customizable multi-pendant canopy systems. Visit the Accessories page on our website to see available systems and review compatibility

Specify overall drop length – Rigid brass tube stems are not field adjustable

Minimum overall drop length: 910mm

Lengths over 1600mm available at additional cost

Fixture weight (approximate): 18kg

All glass dimensions are approximate – handblown glass dimensions vary by nature and intent

Made in the Czech Republic

- LT137 [---][--]

Glass colors

Metal finishes
- Lasso 1.0 Pendant

 - Clear [CLR]
 - White [WHT]
 - Dark Oxidized [DX]
 - Brushed Brass [BB]
 - Brushed Nickel [BN]
 - Polished Nickel [PN]





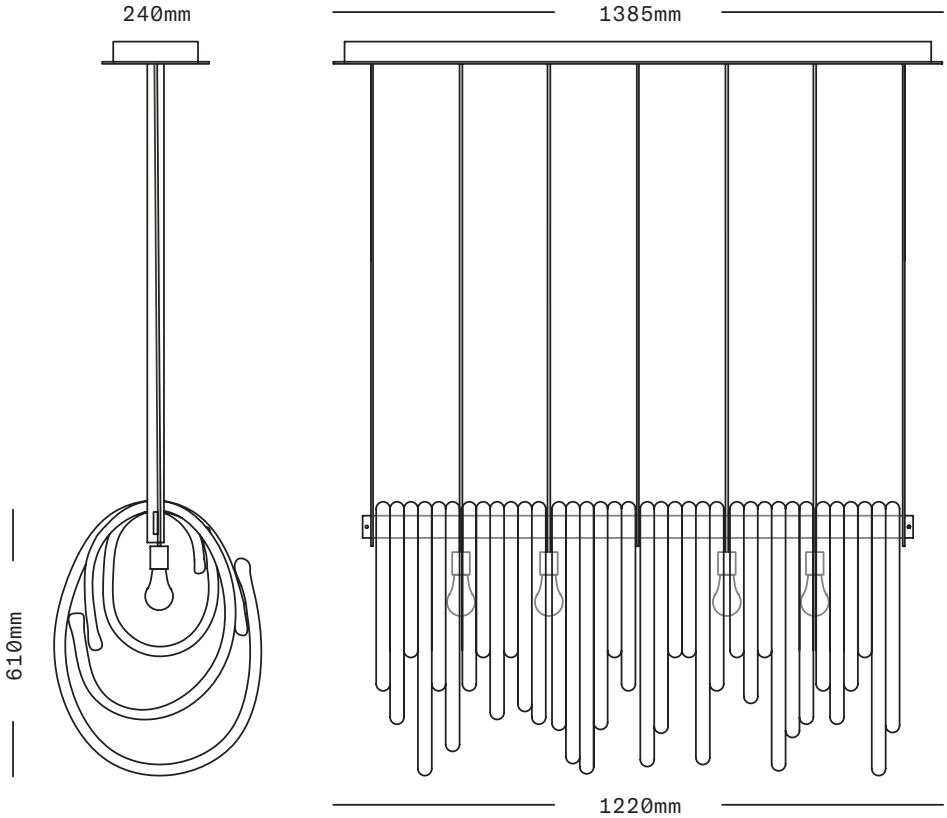
Project: Private Financial Client
Interior Design: Anne Sneed Interiors
Photography: Brady Architectural Photography

LASSO 48 CHANDELIER
Shown in white glass, dark oxidized metal finish

SkLO

Lasso 48

CHANDELIER



CE ENEC CB

Large, linear light fixture featuring a long row of glass loops supported on a steel armature. The glass loops come in different sizes, showcasing the amazing quality and clarity of the Czech handblown glass. Each loop is made by hand, so each is unique and slightly different, lending the finished composition a very organic feel. Each socket hangs individually from the canopy on an exposed fabric-wrapped electrical cord and nestles within the glass loops.

Sockets 220-240V E27 60W Max

LED bulbs included

Does NOT accommodate sloped ceilings

Specify overall drop length – not field adjustable

Fixture weight (approximate): 136kg

Allow 12 weeks for delivery

All glass dimensions are approximate – handblown glass dimensions vary by nature and intent

Made in the Czech Republic

LT140 [---][--]

Glass colors

Metal finishes

Lasso 48 Chandelier

- Clear [CLR]
- White [WHT]

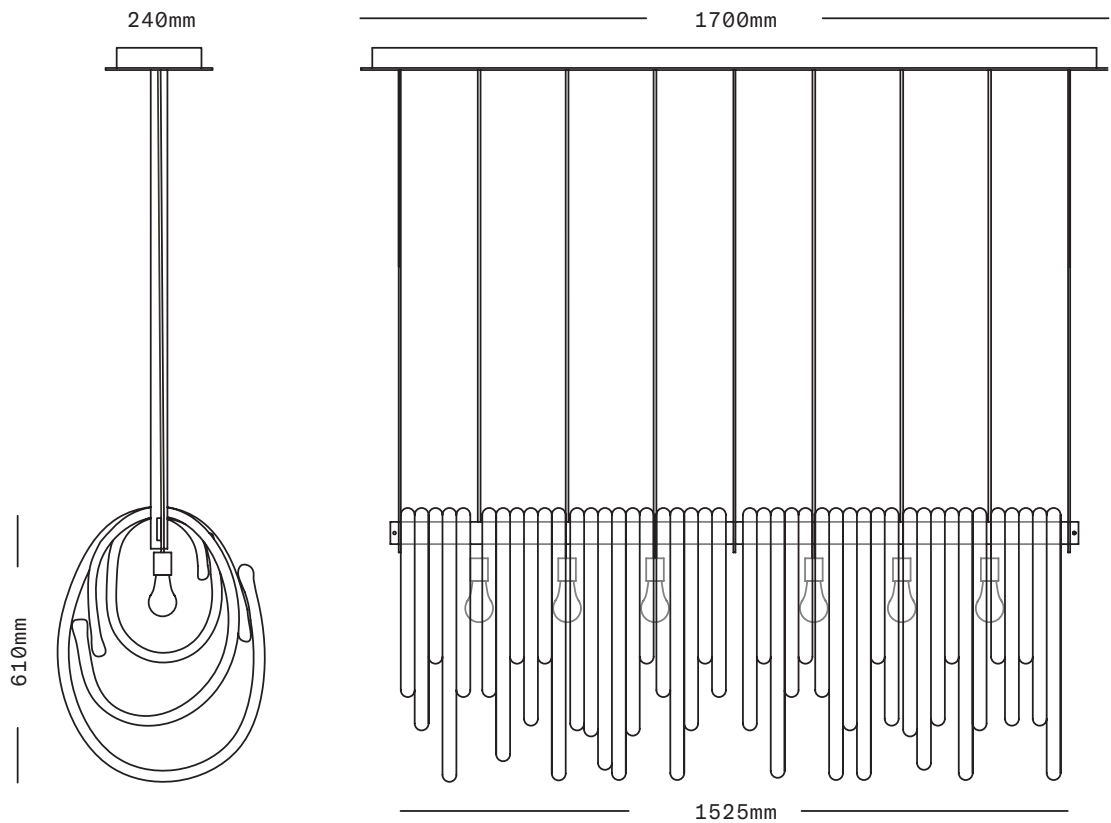
- Dark Oxidized [DX]
- Brushed Nickel [BN]
- Polished Nickel [PN]



SkLO

Lasso 60

CHANDELIER



CE ENEC CB

Large, linear light fixture featuring a long row of glass loops supported on a steel armature. The glass loops come in different sizes, showcasing the amazing quality and clarity of the Czech handblown glass. Each loop is made by hand, so each is unique and slightly different, lending the finished composition a very organic feel. Each socket hangs individually from the canopy on an exposed fabric-wrapped electrical cord and nestles within the glass loops.

Sockets 220-240V E27 60W Max

LED bulbs included

Does NOT accommodate sloped ceilings

Specify overall drop length – not field adjustable

Fixture weight (approximate): 170kg

Allow 12 weeks for delivery

All glass dimensions are approximate – handblown glass dimensions vary by nature and intent

Made in the Czech Republic

LT141 [---][--]

Glass colors

Metal finishes

Lasso 60 Chandelier

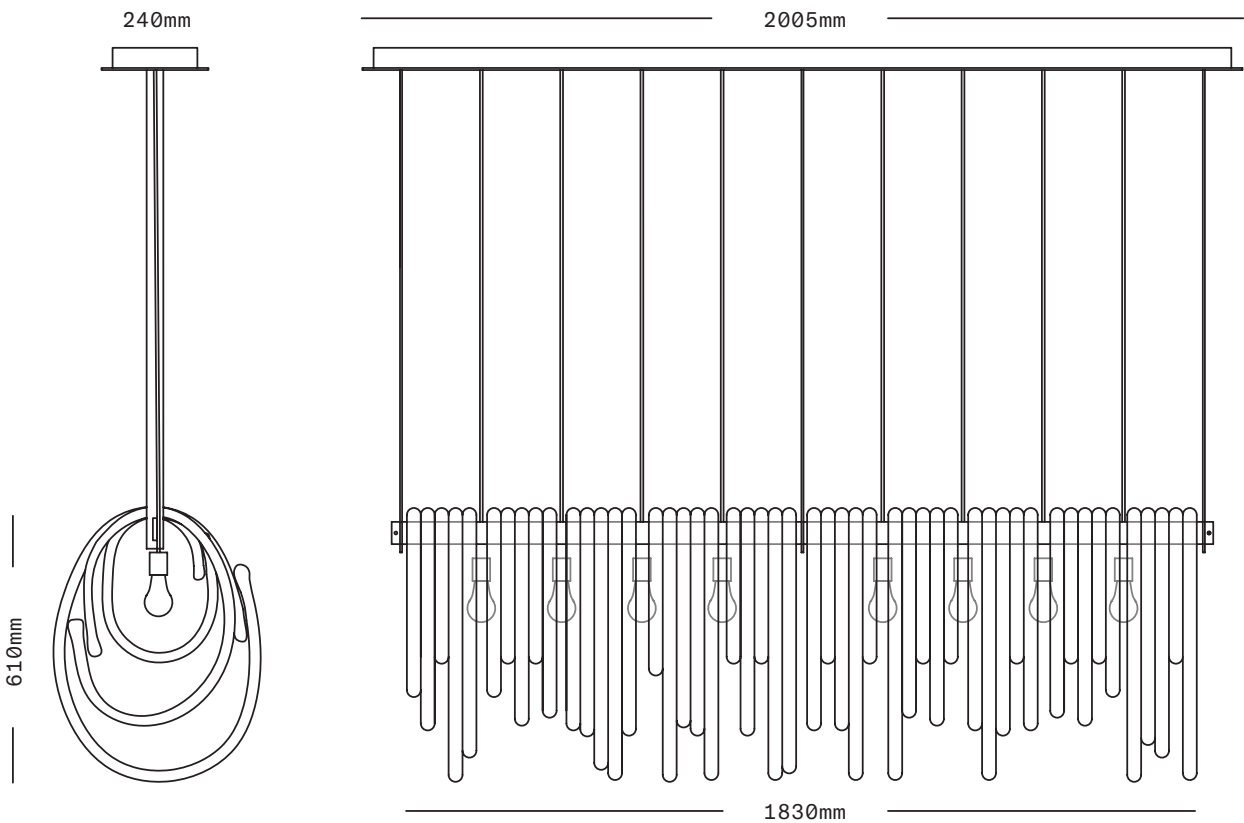
- Clear [CLR]
- White [WHT]

- Dark Oxidized [DX]
- Brushed Nickel [BN]
- Polished Nickel [PN]

SkLO

Lasso 72

CHANDELIER



CE ENEC CB

Large, linear light fixture featuring a long row of glass loops supported on a steel armature. The glass loops come in different sizes, showcasing the amazing quality and clarity of the Czech handblown glass. Each loop is made by hand, so each is unique and slightly different, lending the finished composition a very organic feel. Each socket hangs individually from the canopy on an exposed fabric-wrapped electrical cord and nestles within the glass loops.

Sockets 220-240V E27 60W Max

LED bulbs included

Does NOT accommodate sloped ceilings

Specify overall drop length – not field adjustable

Fixture weight (approximate): 205kg

Allow 12 weeks for delivery

All glass dimensions are approximate – handblown glass dimensions vary by nature and intent

Made in the Czech Republic

LT142 [---][--]

Glass colors

Metal finishes

Lasso 72 Chandelier

- Clear [CLR]
- White [WHT]

- Dark Oxidized [DX]
- Brushed Nickel [BN]
- Polished Nickel [PN]

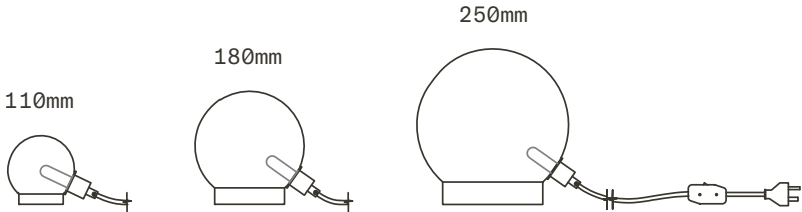


SkLO
Once
LIGHT



Stylist: Studio Salaris
Photography: Beppe Brancato

ONCE LIGHT
Shown in 10"/250mm white dipped glass, brushed brass metal finish, black cord



CE ENEC CB

The Once Light is a single lit sphere of handblown Czech glass that rests atop a brass ring (included). The 110mm and 180mm glass diffusers are available in both "dipped" glass, featuring the SkLO double-dipped flame-polished mouth and "textured" glass, featuring a soft, frosted finish and subtle sculpted vertical ridges. The 250mm diffuser is available in "dipped" glass only.

Socket 220-240V G9 7W Max

LED bulb included

1830mm black fabric-wrapped cord with in-line switch

All glass dimensions are approximate – handblown glass dimensions vary by nature and intent

Made in the Czech Republic

LT165 [---][--]
LT166 [---][--]
LT167 [---][--]
110mm sphere glass
180mm sphere glass
250mm sphere glass

- | | |
|--|--|
| Dipped Glass colors | <ul style="list-style-type: none">○ Clear [CLR]● New Blue [NBL]● Olivin [OLV]● Smoke [SMK]○ White [WHT] |
| Textured Glass colors (LT165 and LT166 only) | <ul style="list-style-type: none">○ Clear [TCL]● Neutral Gray [NGT]● Steel Blue [TSB]● Whiskey [TWS] |
| Metal finishes | <ul style="list-style-type: none">● Dark Oxidized [DX]● Brushed Brass [BB]● Brushed Nickel [BN]○ Polished Nickel [PN] |



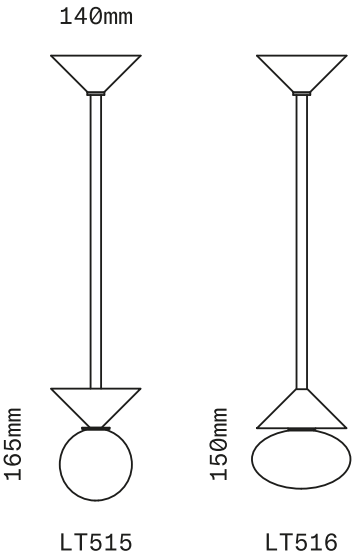


PEAK PENDANT
Shown in 4.5"/110mm whiskey and neutral gray textured glass, brushed brass metal finish

SkLO

Peak

PENDANT



CE ENEC CB

The Peak Pendant is a lit shape of handblown glass supported beneath a small conical form. The cone can be installed in either the pointing-up or pointing-down position. The ceiling canopy is an identical conical shape, mirroring the form of the pendant itself. The glass diffusers are available in two shapes and both "dipped" glass, featuring the SkLO double-dipped flame-polished mouth, and "textured" glass, featuring a soft, frosted finish and subtle sculpted vertical ridges. The Peak Pendant offers numerous possible configurations and personalities. It is not just one single pendant design, but many.

Socket 220-240V G9 7W Max

LED bulb included

Standard canopy does NOT accommodate sloped ceilings or swagging of this light. Other canopy options are available at an additional cost. Visit the Accessories page on our website to see available canopy options and review compatibility

This fixture is compatible with one or more of SkLO customizable multi-pendant canopy systems. Visit the Accessories page on our website to see available systems and review compatibility

Specify overall drop length – Rigid brass tube stems are not field adjustable

Minimum overall drop length: 480mm

Lengths over 1240mm available at additional cost

Fixture weights (approximate):
2kg (LT515)
2.25kg (LT516)

All glass dimensions are approximate – handblown glass dimensions vary by nature and intent

Made in the Czech Republic

LT515 [---][--] 110mm sphere glass
LT516 [---][--] 150mm ellipsoid glass

- | | |
|-----------------------|---|
| Dipped Glass colors | <ul style="list-style-type: none">○ Clear [CLR]● New Blue [NBL]● Olivin [OLV]● Smoke [SMK]○ White [WHT] |
| Textured Glass colors | <ul style="list-style-type: none">○ Clear [TCL]● Neutral Gray [NGT]● Steel Blue [TSB]● Whiskey [TWS] |
| Metal finishes | <ul style="list-style-type: none">● Dark Oxidized [DX]● Brushed Brass [BB] |



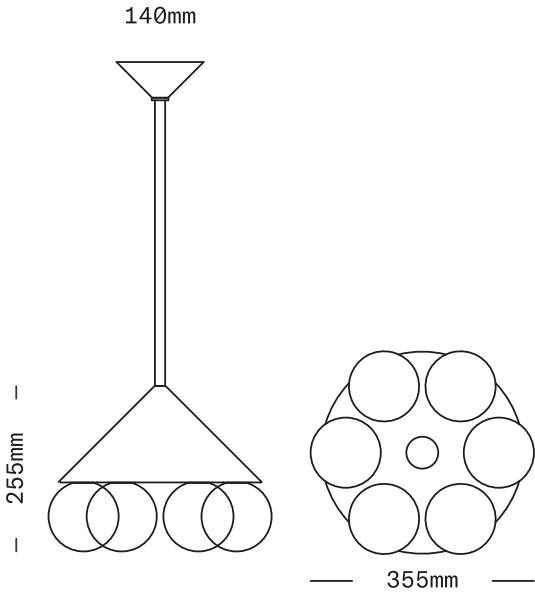


PEAK 10 CHANDELIER
Shown in steel blue textured glass, brushed brass metal finish

SkLO

Peak 6

CHANDELIER



CE ENEC CB

A ring of six lit 110mm spheres of handblown glass are nestled below a conical form and suspended by a single stem, the forms of the Peak Chandeliers are both playful and elegant. The ceiling canopy is an identical smaller conical shape, mirroring the form of the chandelier. Elevating simple geometric forms, the proportions are everything in the Peak Chandelier, and every detail has been carefully considered. The glass diffusers are available in both "dipped" glass, featuring the SkLO double-dipped flame-polished mouth and "textured" glass, featuring a soft, frosted finish and subtle sculpted vertical ridges.

Socket 220-240V G9 7W Max

LED bulbs included

Standard canopy does NOT accommodate sloped ceilings or swagging of this light. Other canopy options are available at an additional cost. Visit the Accessories page on our website to see available canopy options and review compatibility

This fixture is compatible with one or more of SkLO customizable multi-pendant canopy systems. Visit the Accessories page on our website to see available systems and review compatibility

Specify overall drop length – Rigid brass tube stems are not field adjustable

Minimum overall drop length: 560mm

Lengths over 1170mm available at additional cost

Fixture weight (approximate): 6.5kg

All glass dimensions are approximate – handblown glass dimensions vary by nature and intent.

Made in the Czech Republic

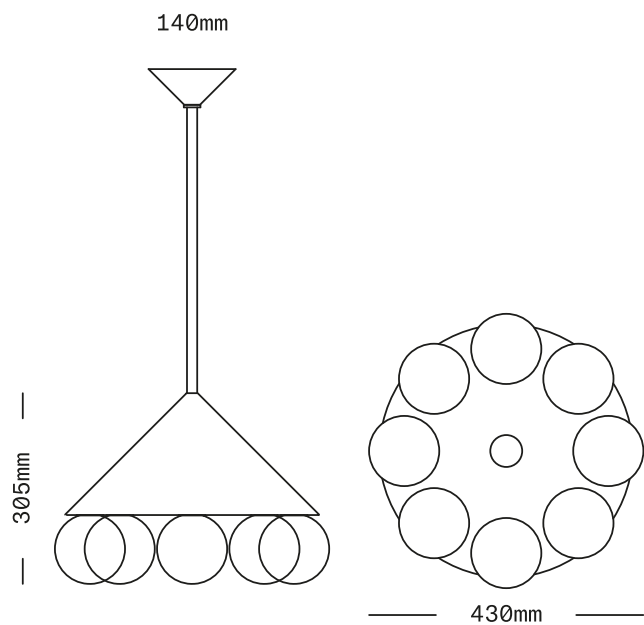
LT510 [---][--]	Peak 6 Chandelier
Dipped Glass colors	<ul style="list-style-type: none">○ Clear [CLR]● New Blue [NBL]● Olivin [OLV]● Smoke [SMK]○ White [WHT]
Textured Glass colors	<ul style="list-style-type: none">○ Clear [TCL]● Neutral Gray [NGT]● Steel Blue [TSB]● Whiskey [TWS]
Metal finishes	<ul style="list-style-type: none">● Dark Oxidized [DX]● Brushed Brass [BB]



SkLO

Peak 8

CHANDELIER



CE ENEC CB

A ring of eight lit 110mm spheres of handblown glass are nestled below a conical form and suspended by a single stem, the forms of the Peak Chandeliers are both playful and elegant. The ceiling canopy is an identical smaller conical shape, mirroring the form of the chandelier. Elevating simple geometric forms, the proportions are everything in the Peak Chandelier, and every detail has been carefully considered. The glass diffusers are available in both "dipped" glass, featuring the SkLO double-dipped flame-polished mouth and "textured" glass, featuring a soft, frosted finish and subtle sculpted vertical ridges.

Socket 220-240V G9 7W Max

LED bulbs included

Standard canopy does NOT accommodate sloped ceilings or swagging of this light. Other canopy options are available at an additional cost. Visit the Accessories page on our website to see available canopy options and review compatibility

This fixture is compatible with one or more of SkLO customizable multi-pendant canopy systems. Visit the Accessories page on our website to see available systems and review compatibility

Specify overall drop length – Rigid brass tube stems are not field adjustable

Minimum overall drop length: 610mm

Lengths over 1220mm available at additional cost

Fixture weight (approximate): 9.5kg

All glass dimensions are approximate – handblown glass dimensions vary by nature and intent.

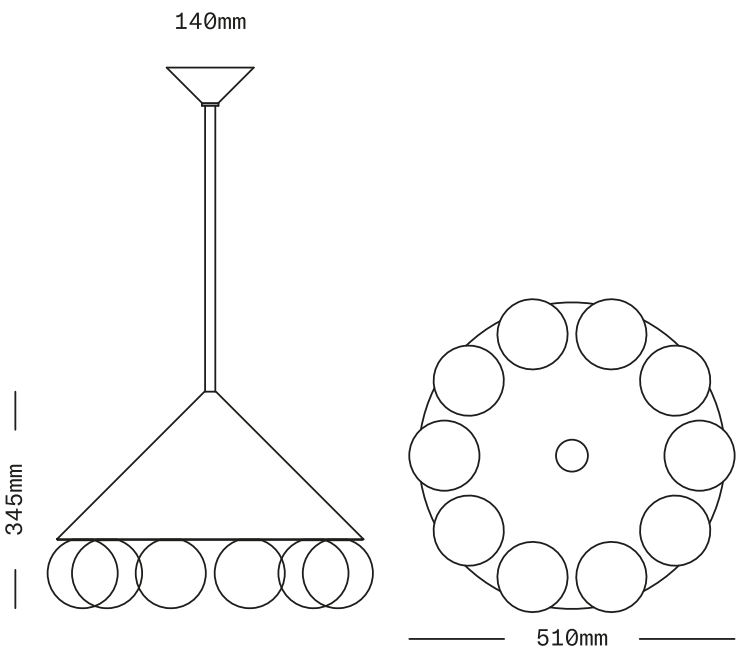
Made in the Czech Republic

LT511 [---][--]	Peak 8 Chandelier
Dipped Glass colors	<div><div></div> Clear [CLR]</div> <div><div></div> New Blue [NBL]</div> <div><div></div> Olivin [OLV]</div> <div><div></div> Smoke [SMK]</div> <div><div></div> White [WHT]</div>

SkLO

Peak 10

CHANDELIER



CE ENEC CB

A ring of ten lit 110mm spheres of handblown glass are nestled below a conical form and suspended by a single stem, the forms of the Peak Chandeliers are both playful and elegant. The ceiling canopy is an identical smaller conical shape, mirroring the form of the chandelier. Elevating simple geometric forms, the proportions are everything in the Peak Chandelier, and every detail has been carefully considered. The glass diffusers are available in both "dipped" glass, featuring the SkLO double-dipped flame-polished mouth and "textured" glass, featuring a soft, frosted finish and subtle sculpted vertical ridges.

Socket 220-240V G9 7W Max

LED bulbs included

Standard canopy does NOT accommodate sloped ceilings or swagging of this light. Other canopy options are available at an additional cost. Visit the Accessories page on our website to see available canopy options and review compatibility

This fixture is compatible with one or more of SkLO customizable multi-pendant canopy systems. Visit the Accessories page on our website to see available systems and review compatibility

Specify overall drop length – Rigid brass tube stems are not field adjustable

Minimum overall drop length: 640mm

Lengths over 1270mm available at additional cost

Fixture weight (approximate): 12.5kg

All glass dimensions are approximate – handblown glass dimensions vary by nature and intent.

Made in the Czech Republic

LT512 [---][--]	Peak 10 Chandelier
Dipped Glass colors	<div><div></div> Clear [CLR]</div> <div><div></div> New Blue [NBL]</div> <div><div></div> Olivin [OLV]</div> <div><div></div> Smoke [SMK]</div> <div><div></div> White [WHT]</div>

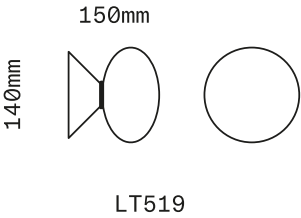
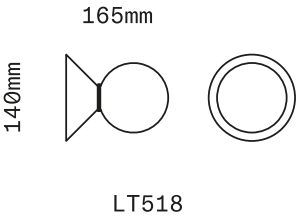


SkLO
Peak
SCONCE / CEILING



Stylist: Studio Salaris
Visualization: Francesca Fani

PEAK SCONCE/CEILING
Shown in 4.5"/110mm clear and steel blue textured glass, brushed brass metal finish



CE ENEC CB

The Peak Sconce/Ceiling light is a small conical form which fits against the wall or ceiling supporting a lit handblown glass diffuser. The glass diffusers are available in two shapes and in both "dipped" glass, featuring the SkLO double-dipped flame-polished mouth and "textured" glass, featuring a soft, frosted finish and subtle sculpted vertical ridges.

Socket 220-240V G9 7W Max

LED bulb included

Fixture weight (approximate): 1kg

All glass dimensions are approximate – handblown glass dimensions vary by nature and intent

Made in the Czech Republic

LT518 [---][--] 110mm sphere glass
LT519 [---][--] 150mm ellipsoid glass

- Dipped Glass colors
- Clear [CLR]
 - New Blue [NBL]
 - Olivin [OLV]
 - Smoke [SMK]
 - White [WHT]
- Textured Glass colors
- Clear [TCL]
 - Neutral Gray [NGT]
 - Steel Blue [TSB]
 - Whiskey [TWS]
- Metal finishes
- Dark Oxidized [DX]
 - Brushed Brass [BB]

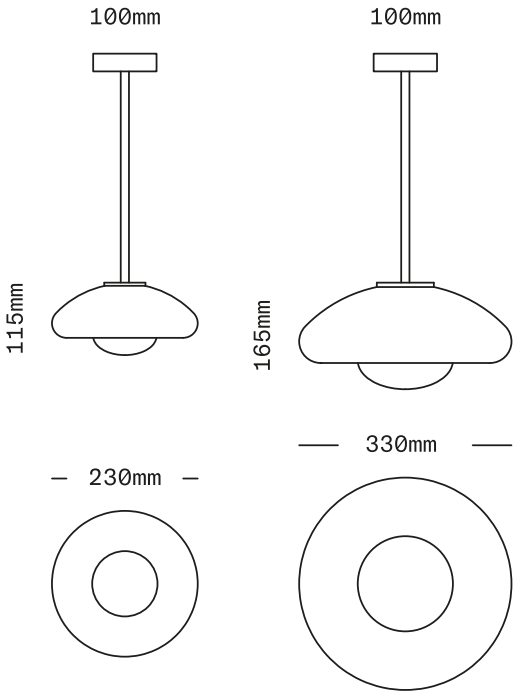




PILLOW PENDANT
Shown in small clear frosted/white glass, brushed brass metal finish

SkLO Pillow

PENDANT



BOTTOM VIEW

CE ENEC CB

Lit spheres of glass are nestled into a curving recess in a larger frosted pillow of glass. Each of the two shapes is available in three colors, allowing for a multitude of possible combinations. The soft organic geometry of the Pillow Pendants lends an approachable whimsy; the relationship between the smooth, smaller glass shape inside the concave, frosted outer glass adds an intriguing complexity. Suspended on a brass tube stem.

Socket 220-240V G9 7W Max

LED bulb included

Standard canopy does NOT accommodate sloped ceilings or swagging of this light. Other canopy options are available at an additional cost. Visit the Accessories page on our website to see available canopy options and review compatibility

This fixture is compatible with one or more of SkLO customizable multi-pendant canopy systems. Visit the Accessories page on our website to see available systems and review compatibility

Specify overall drop length – Rigid brass tube stems are not field adjustable

Minimum overall drop lengths: 430mm (LT235)
480mm (LT236)

Lengths over the below available at additional cost:
1190mm (LT235)
1240mm (LT236)

Fixture weights (approximate): 2.5kg (LT235)
4.5kg (LT236)

All glass dimensions are approximate – handblown glass dimensions vary by nature and intent

Made in the Czech Republic

LT235 [---][--] LT236 [---][--]	Small Large
Glass colors Outer/Inner glass	<div><div></div> Clear Frosted/Celadon [CFC]</div> <div><div></div> Clear Frosted/Light Beige [CFL]</div> <div><div></div> Clear Frosted/White [CFW]</div> <div><div></div> Smokey Gray Frosted/Celadon [SGC]</div> <div><div></div> Smokey Gray Frosted/Light Beige [SGL]</div> <div><div></div> Smokey Gray Frosted/White [SGW]</div> <div><div></div> Strawberry Frosted/Celadon [SCE]</div> <div><div></div> Strawberry Frosted/Light Beige [SLB]</div> <div><div></div> Strawberry Frosted/White [SWH]</div>
Metal finishes	<div><div></div> Dark Oxidized [DX]</div> <div><div></div> Brushed Brass [BB]</div> <div><div></div> Brushed Nickel [BN]</div> <div><div></div> Polished Nickel [PN]</div>



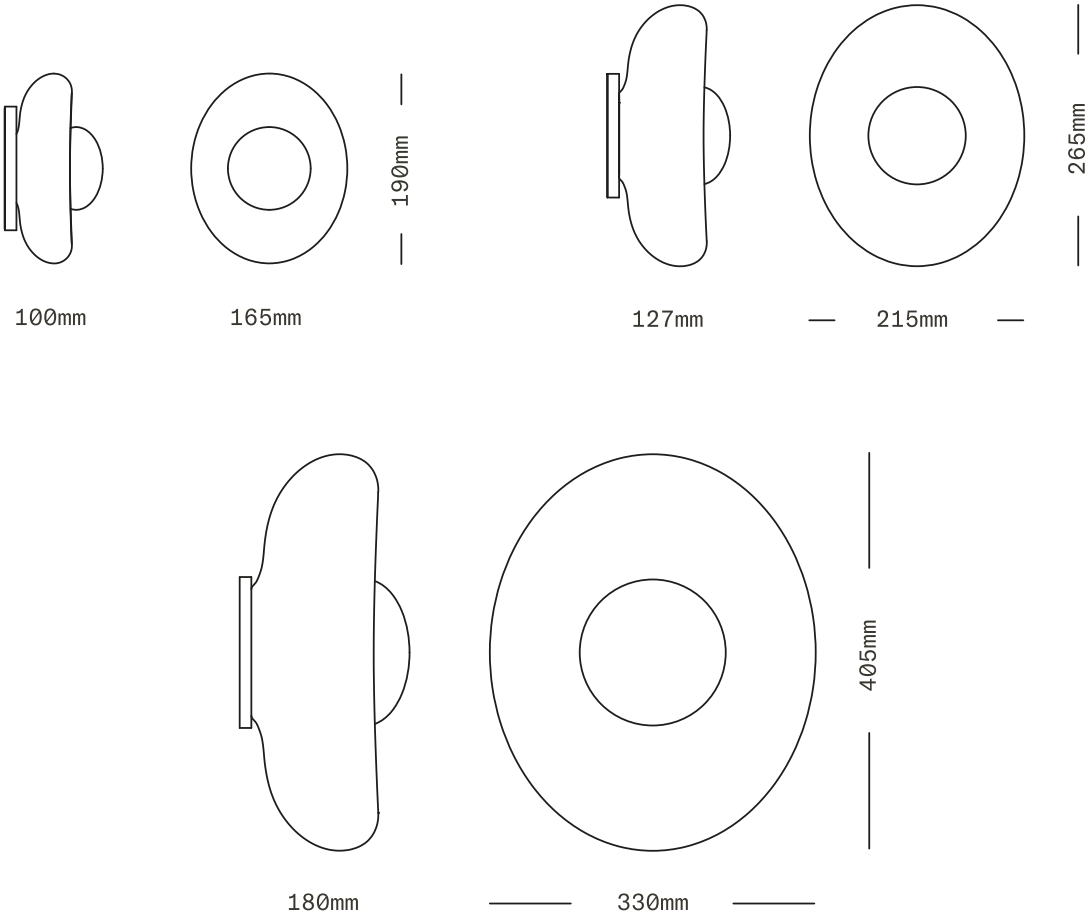


Stylist: Studio Salans
Photography: Beppe Brancato

PILLOW SCONCE/CEILING
Small in smokey gray frosted/light beige, medium in clear frosted/white and large in smokey gray frosted/celadon glass

SkLO Pillow

SCONCE/CEILING



CE ENEC CB

Lit spheres of glass are nestled into a curving recess in a larger frosted pillow of glass. Each of the two shapes is available in three colors, allowing for a multitude of possible combinations. The soft organic geometry of the Pillow Sconces lends an approachable whimsy; the relationship between the smooth, smaller glass shape inside the concave, frosted outer glass adds an intriguing complexity.

Socket 220-240V G9 7W Max

LED bulb included

Fixture weights (approximate):
1.5kg (LT230)
2.5kg (LT231)
6.5kg (LT232)

All glass dimensions are approximate – handblown glass dimensions vary by nature and intent

Made in the Czech Republic

LT230 [---][--]
LT231 [---][--]
LT232 [---][--]
Small
Medium
Large

Glass colors
Outer/Inner glass

- Clear Frosted/Celadon [CFC]
- Clear Frosted/Light Beige [CFL]
- Clear Frosted/White [CFW]
- Smokey Gray Frosted/Celadon [SGC]
- Smokey Gray Frosted/Light Beige [SGL]
- Smokey Gray Frosted/White [SGW]
- Strawberry Frosted/Celadon [SCE]
- Strawberry Frosted/Light Beige [SLB]
- Strawberry Frosted/White [SWH]

Metal finishes

- Dark Oxidized [DX]
- Brushed Brass [BB]
- Brushed Nickel [BN]
- Polished Nickel [PN]



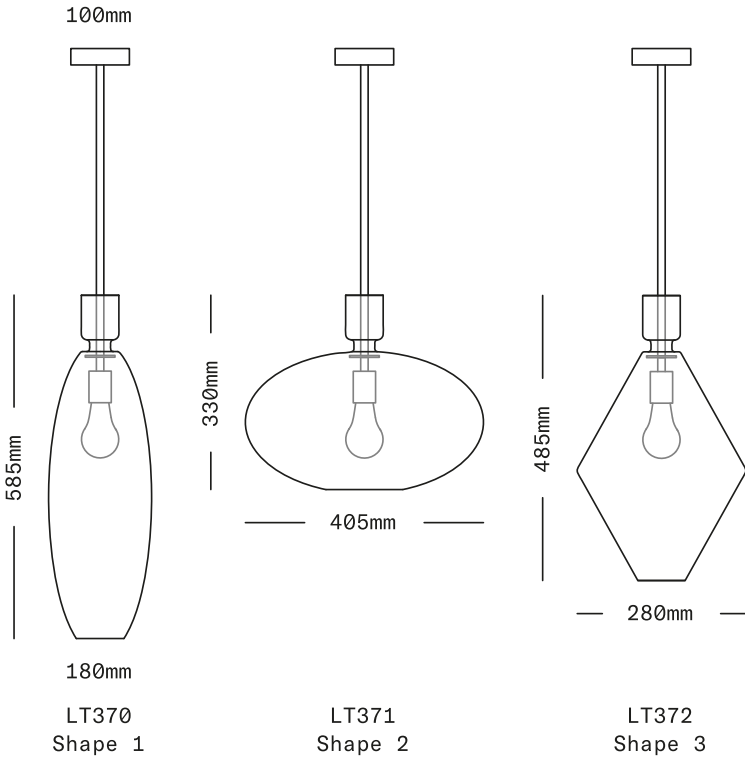


REFLECT PENDANT
From left: shape 1, shape 2 and shape 3 in brushed brass metal finish, north-american canopy

SkLO

Reflect

PENDANT



CE ENEC CB

Series of mirror-plated glass pendants in different geometric shapes suspended on rigid brass stems. The glass is mirrored using a unique process that produces an opaque mirror appearance when the light is off but allows light to pass through when on. Each shape has an open mouth at the bottom, the hole ground, and polished. The glass sits on a rest at the end of the stem and lifts to expose the socket for changing the bulb.

Socket 220-240V E27 60W Max

LED bulb included

Standard canopy does NOT accommodate sloped ceilings or swagging of this light. Other canopy options are available at an additional cost. Visit the Accessories page on our website to see available canopy options and review compatibility

This fixture is compatible with one or more of SkLO customizable multi-pendant canopy systems. Visit the Accessories page on our website to see available systems and review compatibility

Specify overall drop length – Rigid brass tube stems are not field adjustable

Minimum overall drop lengths:

- 790mm (LT370)
- 530mm (LT371)
- 690mm (LT372)

Lengths over the below available at additional cost:

- 1420mm (LT370)
- 1170mm (LT371)
- 1320mm (LT372)

Fixture weight (approximate): 7kg

All glass dimensions are approximate – handblown glass dimensions vary by nature and intent

Made in the Czech Republic

LT370SLV [-]
LT371SLV [-]
LT372SLV [-]

Metal finishes

Shape 1 Silver Mirror
Shape 2 Silver Mirror
Shape 3 Silver Mirror

Dark Oxidized [DX]
 Brushed Brass [BB]
 Brushed Nickel [BN]
 Polished Nickel [PN]

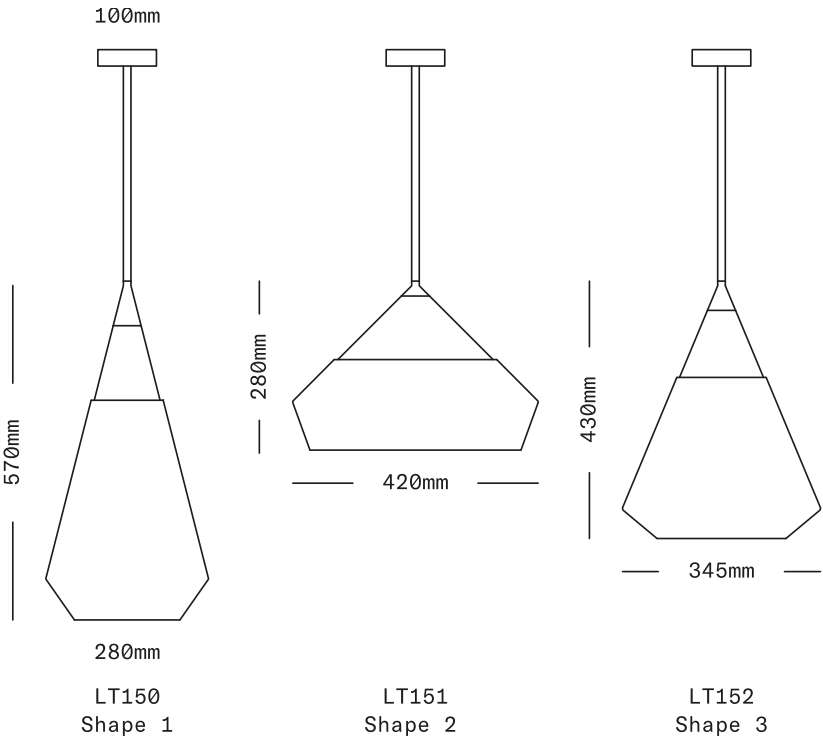


REST PENDANT
From left: shape 3, shape 2 and shape 1 in brushed brass metal finish

SkLO

Rest

PENDANT



CE ENEC CB

Conical shapes of honed carrara marble that support frosted handblown glass shades. Each is topped with a custom brass finial and suspended on a rigid brass stem. The glass shades have an angular geometry that bevels inward at the bottom. The three unique shapes have different proportions and angles, yet all share the same language, making them natural partners when used in groups within the same space. The pairing of metal, marble and handblown glass give them a classic presence.

Socket 220-240V E27 60W Max

LED bulb included

Standard canopy does NOT accommodate sloped ceilings or swagging of this light. Other canopy options are available at an additional cost. Visit the Accessories page on our website to see available canopy options and review compatibility

This fixture is compatible with one or more of SkLO customizable multi-pendant canopy systems. Visit the Accessories page on our website to see available systems and review compatibility

Specify overall drop length – Rigid brass tube stems are not field adjustable

Minimum overall drop lengths:
890mm (LT150)
580mm (LT151)
710mm (LT152)

Lengths over the below available at additional cost:
1500mm (LT150)
1190mm (LT151)
1400mm (LT152)

Fixture weights (approximate):
6.5kg (LT150)
8.5kg (LT151)
7.5kg (LT152)

All glass dimensions are approximate – handblown glass dimensions vary by nature and intent

Made in the Czech Republic

LT150 [---][--]
LT151 [---][--]
LT152 [---][--]

Glass colors

Metal finishes

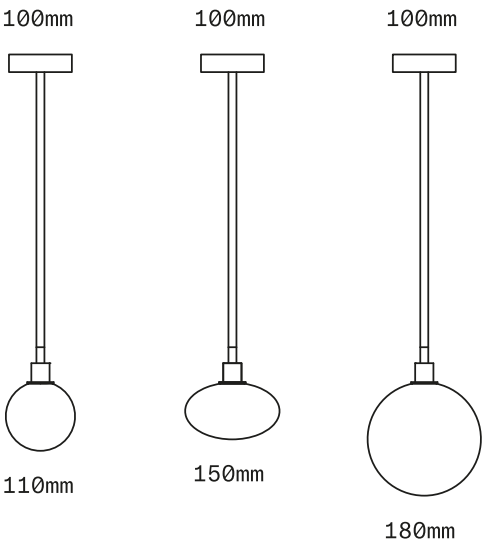
Shape 1
Shape 2
Shape 3

Plum Frosted [FPL]
Smoke Frosted [FSM]
Whiskey Frosted [FWS]

Dark Oxidized [DX]
Brushed Brass [BB]
Brushed Nickel [BN]
Polished Nickel [PN]



SkLO
Stem 1x
PENDANT



CE ENEC CB

The Stem 1X Pendants are minimal pendants of diffusers of handblown Czech glass suspended on rigid brass stems. The glass diffusers are available in three shapes and in both "dipped" glass, featuring the SkLO double-dipped flame-polished mouth and "textured" glass, featuring a soft, frosted finish and subtle sculpted vertical ridges.

Socket 220-240V G9 7W Max

LED bulb included

Standard canopy does NOT accommodate sloped ceilings or swagging of this light. Other canopy options are available at an additional cost. Visit the Accessories page on our website to see available canopy options and review compatibility

This fixture is compatible with one or more of SkLO customizable multi-pendant canopy systems. Visit the Accessories page on our website to see available systems and review compatibility

Specify overall drop length – Rigid brass tube stems are not field adjustable

Minimum overall drop lengths: 460mm

Lengths over 1240mm available at additional cost

Fixture weights (approximate): 1.5kg (LT310)
2.25kg (LT312)
1.5kg (LT313)

All glass dimensions are approximate – handblown glass dimensions vary by nature and intent

Made in the Czech Republic

LT310 [---][--] 110mm sphere glass
LT312 [---][--] 180mm sphere glass
LT313 [---][--] 150mm ellipsoid glass

- Dipped Glass colors
- Clear [CLR]
 - New Blue [NBL]
 - Olivin [OLV]
 - Smoke [SMK]
 - White [WHT]
- Textured Glass colors
- Clear [TCL]
 - Neutral Gray [NGT]
 - Steel Blue [TSB]
 - Whiskey [TWS]
- Metal finishes
- Dark Oxidized [DX]
 - Brushed Brass [BB]
 - Brushed Nickel [BN]
 - Polished Nickel [PN]

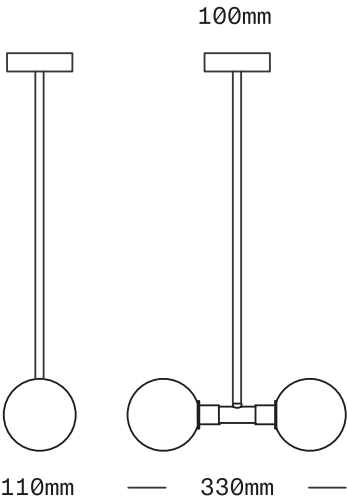
STEM 1X PENDANT
Shown in 4.5"/110mm white dipped glass, brushed brass metal finish, north-american canopy



SkLO
Stem 2x
PENDANT



STEM 2X PENDANT
Shown in 4.5"/110mm white dipped glass, brushed brass metal finish, north-american canopy



CE ENEC CB

The Stem 2X Pendants are minimal pendants consisting of a pair of 110mm diamater diffusers of handblown Czech glass suspended on rigid brass stems. The glass diffusers are available in both "dipped" glass, featuring the SkLO double-dipped flame-polished mouth and "textured" glass, featuring a soft, frosted finish and subtle sculpted vertical ridges.

Sockets 220-240V G9 7W Max

LED bulbs included

Standard canopy does NOT accommodate sloped ceilings or swagging of this light. Other canopy options are available at an additional cost. Visit the Accessories page on our website to see available canopy options and review compatibility

This fixture is compatible with one or more of SkLO customizable multi-pendant canopy systems. Visit the Accessories page on our website to see available systems and review compatibility

Specify overall drop length – Rigid brass tube stems are not field adjustable

Minimum overall drop length: 380mm

Lengths over 1170mm available at additional cost

Fixture weight (approximate): 2.75kg

All glass dimensions are approximate – handblown glass dimensions vary by nature and intent

Made in the Czech Republic

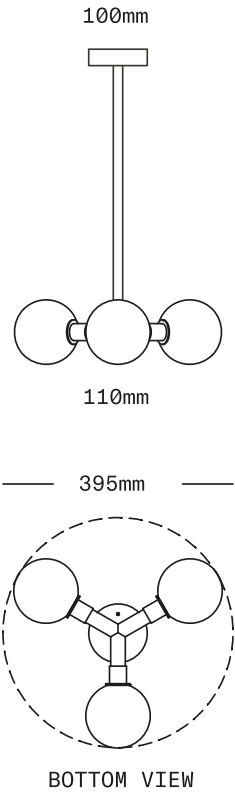
LT311 [- -][- -]	Stem 2X Pendant
Dipped Glass colors	<div><div></div> Clear [CLR]</div> <div><div></div> New Blue [NBL]</div> <div><div></div> Olivin [OLV]</div> <div><div></div> Smoke [SMK]</div> <div><div></div> White [WHT]</div>
Textured Glass colors	<div><div></div> Clear [TCL]</div> <div><div></div> Neutral Gray [NGT]</div> <div><div></div> Steel Blue [TSB]</div> <div><div></div> Whiskey [TWS]</div>
Metal finishes	<div><div></div> Dark Oxidized [DX]</div> <div><div></div> Brushed Brass [BB]</div> <div><div></div> Brushed Nickel [BN]</div> <div><div></div> Polished Nickel [PN]</div>





STEM 3X PENDANT
Shown in smoke dipped glass, brushed brass metal finish, north-american canopy

SkLO
Stem 3x
PENDANT



CE ENEC CB

The Stem 3X Pendants are minimal pendants of 3 110mm diameter diffusers of Czech handblown glass mounted on a 3-arm horizontal armature and suspended on rigid brass stems. The glass diffusers are available in both "dipped" glass, featuring the SkLO double-dipped flame-polished mouth and "textured" glass, featuring a soft, frosted finish and subtle sculpted vertical ridges.

Sockets 220-240V G9 7W Max

LED bulbs included

Standard canopy does NOT accommodate sloped ceilings or swagging of this light. Other canopy options are available at an additional cost. Visit the Accessories page on our website to see available canopy options and review compatibility

This fixture is compatible with one or more of SkLO customizable multi-pendant canopy systems. Visit the Accessories page on our website to see available systems and review compatibility

Specify overall drop length – Rigid brass tube stems are not field adjustable

Minimum overall drop length: 380mm

Lengths over 1270mm available at additional cost

Fixture weight (approximate): 4kg

All glass dimensions are approximate – handblown glass dimensions vary by nature and intent

Made in the Czech Republic

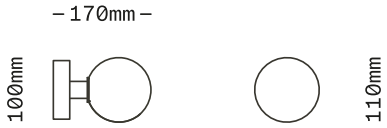
LT383 [---][--]	Stem 3X Pendant
Dipped Glass colors	<div><div></div> Clear [CLR]</div> <div><div></div> New Blue [NBL]</div> <div><div></div> Olivin [OLV]</div> <div><div></div> Smoke [SMK]</div> <div><div></div> White [WHT]</div>
Textured Glass colors	<div><div></div> Clear [TCL]</div> <div><div></div> Neutral Gray [NGT]</div> <div><div></div> Steel Blue [TSB]</div> <div><div></div> Whiskey [TWS]</div>
Metal finishes	<div><div></div> Dark Oxidized [DX]</div> <div><div></div> Brushed Brass [BB]</div> <div><div></div> Brushed Nickel [BN]</div> <div><div></div> Polished Nickel [PN]</div>



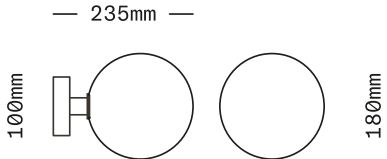
SkLO
Stem 1x
SCONCE / CEILING



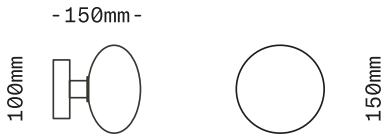
STEM 1X SCONCE/CEILING
Clockwise: clear/brushed brass, new blue/dark oxidized, white/brushed brass, smoke/dark oxidized, all 4.5"/110mm dipped glass



LT271



LT241



LT315

CE ENEC CB

The Stem 1X Sconce/Ceiling is a minimal light suitable for use as a ceiling light or wall light. It consists of a single diffuser of handblown Czech glass on a simple brass socket and canopy. The glass diffusers are available in three shapes and in both "dipped" glass, featuring the SkLO double-dipped flame-polished mouth and "textured" glass, featuring a soft, frosted finish and subtle sculpted vertical ridges.

Socket 220-240V G9 7W Max

LED bulb included

Fixture weight (approximate): 1.5kg

All glass dimensions are approximate – handblown glass dimensions vary by nature and intent

Made in the Czech Republic

LT271 [---][--]	110mm sphere glass
LT241 [---][--]	180mm sphere glass
LT315 [---][--]	150mm ellipsoid glass
Dipped Glass colors	<div><div></div> Clear [CLR]</div> <div><div></div> New Blue [NBL]</div> <div><div></div> Olivin [OLV]</div> <div><div></div> Smoke [SMK]</div> <div><div></div> White [WHT]</div>
Textured Glass colors	<div><div></div> Clear [TCL]</div> <div><div></div> Neutral Gray [NGT]</div> <div><div></div> Steel Blue [TSB]</div> <div><div></div> Whiskey [TWS]</div>
Metal finishes	<div><div></div> Dark Oxidized [DX]</div> <div><div></div> Brushed Brass [BB]</div> <div><div></div> Brushed Nickel [BN]</div> <div><div></div> Polished Nickel [PN]</div>

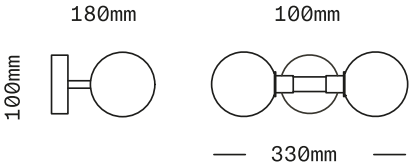




Project: Salon on the Beach, Concept Residence
Interior Design: Amanda Pratt Design
Photography: James Saulsky

STEM 2X SCONCE/CEILING
Shown in white dipped glass, brushed brass metal finish, north-american canopy

SkLO
Stem 2x
SCONCE / CEILING



CE ENEC CB

The Stem 2X Sconce/Ceiling is a minimal light consisting of a pair of 110mm diameter diffusers of handblown Czech glass on a simple symmetrical brass armature. Suitable for use as a ceiling light or as a wall light. The glass diffusers are available in both "dipped" glass, featuring the SkLO double-dipped flame-polished mouth and "textured" glass, featuring a soft, frosted finish and subtle sculpted vertical ridges.

Sockets 220-240V G9 7W Max

LED bulbs included

Fixture weight (approximate): 2.75kg

All glass dimensions are approximate – handblown glass dimensions vary by nature and intent

Made in the Czech Republic

LT270 [---][--]	Stem 2X Sconce/Ceiling
Dipped Glass colors	<div><div></div> Clear [CLR]</div> <div><div></div> New Blue [NBL]</div> <div><div></div> Olivin [OLV]</div> <div><div></div> Smoke [SMK]</div> <div><div></div> White [WHT]</div>
Textured Glass colors	<div><div></div> Clear [TCL]</div> <div><div></div> Neutral Gray [NGT]</div> <div><div></div> Steel Blue [TSB]</div> <div><div></div> Whiskey [TWS]</div>
Metal finishes	<div><div></div> Dark Oxidized [DX]</div> <div><div></div> Brushed Brass [BB]</div> <div><div></div> Brushed Nickel [BN]</div> <div><div></div> Polished Nickel [PN]</div>

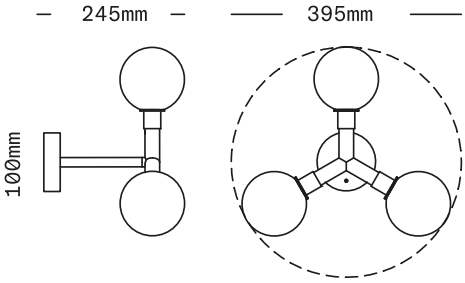


SkLO
Stem 3x
SCONCE / CEILING



Stylist: Studio Salaris
Photography: Beppe Brancato

STEM 3X SCONCE/CEILING
Shown in new blue dipped glass, dark oxidized metal finish, north-american canopy



CE ENEC CB

The Stem 3X Sconce/Ceiling is a minimal light consisting of 3 110mm diameter diffusers of handblown Czech glass on a 3-arm brass structure. Suitable for use as a ceiling light or as a wall light. The glass diffusers are available in both "dipped" glass, featuring the SkLO double-dipped flame-polished mouth and "textured" glass, featuring a soft, frosted finish and subtle sculpted vertical ridges.

Sockets 220-240V G9 7W Max

LED bulbs included

Fixture weight (approximate): 4kg

All glass dimensions are approximate – handblown glass dimensions vary by nature and intent

Made in the Czech Republic

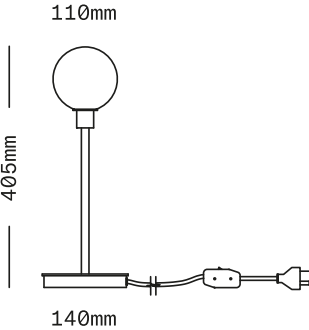
LT381 [---][---]	Stem 3X Sconce/Ceiling
Dipped Glass colors	<div><div></div> Clear [CLR]</div> <div><div></div> New Blue [NBL]</div> <div><div></div> Olivin [OLV]</div> <div><div></div> Smoke [SMK]</div> <div><div></div> White [WHT]</div>
Textured Glass colors	<div><div></div> Clear [TCL]</div> <div><div></div> Neutral Gray [NGT]</div> <div><div></div> Steel Blue [TSB]</div> <div><div></div> Whiskey [TWS]</div>
Metal finishes	<div><div></div> Dark Oxidized [DX]</div> <div><div></div> Brushed Brass [BB]</div> <div><div></div> Brushed Nickel [BN]</div> <div><div></div> Polished Nickel [PN]</div>





STEM 1X TABLE LIGHT
Shown in olivin dipped glass, brushed brass metal finish

SkLO
Stem 1x
TABLE LIGHT



CE ENEC CB

The Stem 1X Table Light is a minimal design featuring a single, 110mm diameter diffuser of handblown Czech glass on a brass stem and base. The glass diffusers are available in both "dipped" glass, featuring the SkLO double-dipped flame-polished mouth and "textured" glass, featuring a soft, frosted finish and subtle sculpted vertical ridges.

Socket 220-240V G9 7W Max

LED bulb included

1830mm black fabric-wrapped cord with in-line switch

All glass dimensions are approximate – handblown glass dimensions vary by nature and intent

Made in the Czech Republic

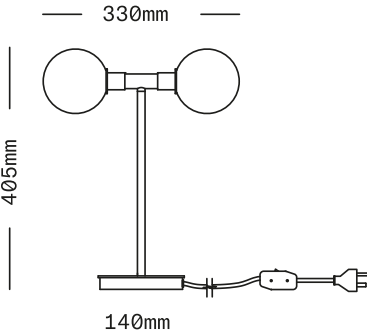
LT272 [---][--]	Stem 1X Table Light
Dipped Glass colors	<div><div></div> Clear [CLR]</div> <div><div></div> New Blue [NBL]</div> <div><div></div> Olivin [OLV]</div> <div><div></div> Smoke [SMK]</div> <div><div></div> White [WHT]</div>
Textured Glass colors	<div><div></div> Clear [TCL]</div> <div><div></div> Neutral Gray [NGT]</div> <div><div></div> Steel Blue [TSB]</div> <div><div></div> Whiskey [TWS]</div>
Metal finishes	<div><div></div> Dark Oxidized [DX]</div> <div><div></div> Brushed Brass [BB]</div> <div><div></div> Brushed Nickel [BN]</div> <div><div></div> Polished Nickel [PN]</div>



SkLO
Stem 2x
TABLE LIGHT



STEM 2X TABLE LIGHT
Shown in white dipped glass, brushed brass metal finish



CE ENEC CB

The Stem 2X Table Light is a minimal design consisting of a pair of 110mm diameter diffusers of handblown Czech glass on a symmetrical armature atop a brass stem and base. The glass diffusers are available in both "dipped" glass, featuring the SkLO double-dipped flame-polished mouth and "textured" glass, featuring a soft, frosted finish and subtle sculpted vertical ridges.

Sockets 220-240V G9 7W Max

LED bulbs included

1830mm black fabric-wrapped cord with in-line switch

All glass dimensions are approximate – handblown glass dimensions vary by nature and intent

Made in the Czech Republic

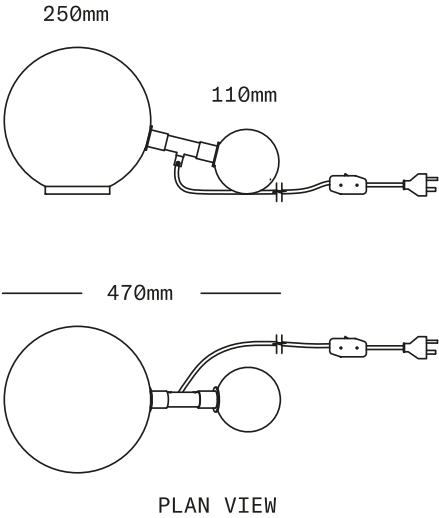
LT273 [---][--]	Stem 2X Table Light
Dipped Glass colors	<div><div></div> Clear [CLR]</div> <div><div></div> New Blue [NBL]</div> <div><div></div> Olivin [OLV]</div> <div><div></div> Smoke [SMK]</div> <div><div></div> White [WHT]</div>
Textured Glass colors	<div><div></div> Clear [TCL]</div> <div><div></div> Neutral Gray [NGT]</div> <div><div></div> Steel Blue [TSB]</div> <div><div></div> Whiskey [TWS]</div>
Metal finishes	<div><div></div> Dark Oxidized [DX]</div> <div><div></div> Brushed Brass [BB]</div> <div><div></div> Brushed Nickel [BN]</div> <div><div></div> Polished Nickel [PN]</div>



SkLO
Twice
LIGHT



TWICE LIGHT
Shown in white glass, brushed brass metal finish



CE ENEC CB

The Twice Light consists of two lit diffusers of handblown Czech glass connected by a cylindrical brass armature. Two diffusers of different diameters make for an asymmetrical light, and they can be ordered in either the same glass color for a monochrome look, or the diffusers can be two different glass colors. A brass ring is included with the light and used under the large diffuser to stabilize the light. The glass diffusers feature the signature SkLO double-dipped, fire-polished mouths which show where the glass is broken from the blower's pipe, making each piece unique.

Sockets 220-240V G9 7W Max

LED bulbs included

1830mm black fabric-wrapped cord with in-line switch

All glass dimensions are approximate – handblown glass dimensions vary by nature and intent

Made in the Czech Republic

LT190 [-----][--] Twice Light

Dipped Glass colors

- Clear [CLR]
- New Blue [NBL]
- Olivin [OLV]
- Smoke [SMK]
- White [WHT]

Metal finishes

- Dark Oxidized [DX]
- Brushed Brass [BB]
- Brushed Nickel [BN]
- Polished Nickel [PN]





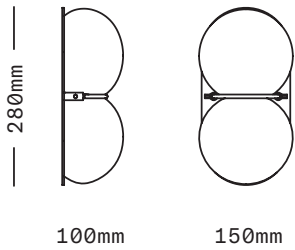
Project: Private Residence, Chicago, Illinois
Stylist: Studio Gild
Photography: Mike Schwartz

TWIN 1.0 SCONCE
Shown in celadon/new blue glass, dark oxidized metal finish

SkLO

Twin 1.0

SCONCE



CE ENEC CB

The Twin 1.0 Sconce features a two-tone diffuser of handblown Czech glass made up of two flattened spherical shapes in two colors which are melded together while hot on the glass blowing pipe. The glass is held to a solid brass plate canopy by a brass band that sits between the two spheres. Each sphere is lit from within by its bulb, one in each sphere. For wall use only – for ceiling applications see the Twin 2.0 Sconce/Ceiling Light. It is strongly recommended that the Twin 1.0 Sconce only be installed in the vertical orientation as shown.

Sockets 220-240V G9 7W Max

LED bulbs included

Requires recessed electrical box or other provision to safely make the electrical connections, see installation instructions for more details

Fixture weight (approximate): 2.75kg

All glass dimensions are approximate – handblown glass dimensions vary by nature and intent

Made in the Czech Republic

LTM06 [- - - - -][- - -] Twin 1.0 Sconce

- | | |
|----------------|---|
| Glass colors | <ul style="list-style-type: none">● Apricot/Flamingo [APRFLA]● Celadon/New Blue [CELNBL]● Light Beige/White [LBEWHT]● Linden Tree Green/Pastel Green [LTGPAG]● Oyster/White [OYSWHT]● White/White [WHTWHT] |
| Metal finishes | <ul style="list-style-type: none">● Dark Oxidized [DX]● Brushed Brass [BB]● Brushed Nickel [BN]● Polished Nickel [PN] |

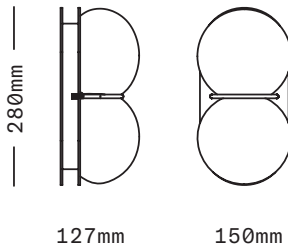




Stylist: Studio Salaris
Photography: Beppe Brancato

TWIN 2.0 SCONCE/CEILING
Shown in light beige/white glass, brushed brass metal finish

SkLO
Twin 2.0
SCONCE / CEILING



CE ENEC CB

The Twin 2.0 Sconce/Ceiling features a two-tone diffuser of handblown Czech glass made up of two flattened spherical shapes in two colors which are melded together while hot on the glass blowing pipe. The glass is held to a solid brass canopy by a brass band that sits between the two spheres. Each sphere is lit from within by its bulb, one in each sphere.

Sockets 220-240V G9 7W Max

LED bulbs included

Fixture weight (approximate): 4.5kg

All glass dimensions are approximate – handblown glass dimensions vary by nature and intent

Made in the Czech Republic

LTM08 [-----][--] Twin 2.0 Sconce/Ceiling

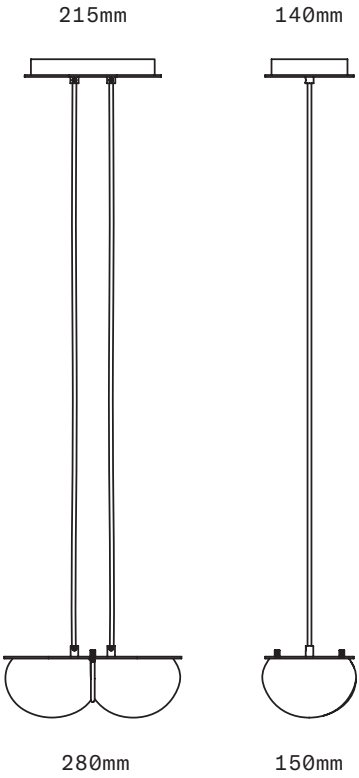
- | | |
|----------------|---|
| Glass colors | <ul style="list-style-type: none">● Apricot/Flamingo [APRFLA]● Celadon/New Blue [CELNBL]● Light Beige/White [LBEWHT]● Linden Tree Green/Pastel Green [LTGPAG]● Oyster/White [OYSWHT]● White/White [WHTWHT] |
| Metal finishes | <ul style="list-style-type: none">● Dark Oxidized [DX]● Brushed Brass [BB]● Brushed Nickel [BN]● Polished Nickel [PN] |





TWIN 3.0 PENDANT
Shown in oyster/white glass, brushed brass metal finish, black cord

SkLO
Twin 3.0
PENDANT



CE ENEC CB

A two-tone diffuser of handblown Czech glass made up of two flattened spherical shapes in two colors which are melded together while hot on the glass blower's pipe. The glass is held to a solid brass canopy by a brass band that sits at the "waist" between the two spheres. Each sphere is lit from within by its own bulb, one in each sphere. Suspended on two fabric-wrapped electrical cords from a canopy whose shape mimics the geometry of the pendant itself.

Sockets 220-240V G9 7W Max

LED bulbs included

Accommodates sloped ceilings

Standard cord length 3050mm – field adjustable – longer lengths available at additional cost

Fixture weight (approximate): 4.5kg

All glass dimensions are approximate – handblown glass dimensions vary by nature and intent

Made in the Czech Republic

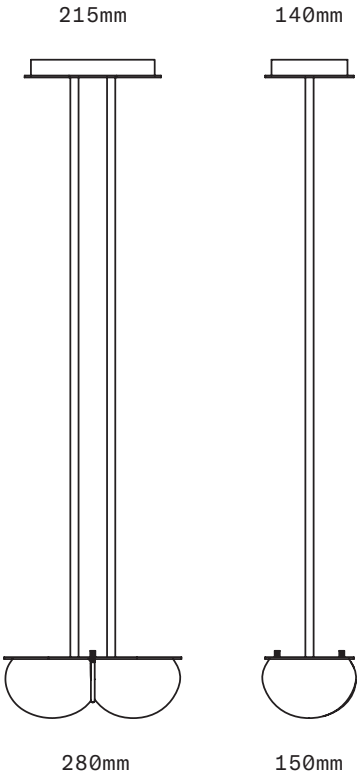
LTM09 [-----][--]	Twin 3.0 Pendant
Glass colors	<div><div></div> Apricot/Flamingo [APRFLA]</div> <div><div></div> Celadon/New Blue [CELNBL]</div> <div><div></div> Light Beige/White [LBEWHT]</div> <div><div></div> Linden Tree Green/Pastel Green [LTGPAG]</div> <div><div></div> Oyster/White [OYSWHT]</div> <div><div></div> White/White [WHTWHT]</div>
Metal finishes	<div><div></div> Dark Oxidized [DX]</div> <div><div></div> Brushed Brass [BB]</div> <div><div></div> Brushed Nickel [BN]</div> <div><div></div> Polished Nickel [PN]</div>
Cord colors	<div><div></div> Black</div> <div><div></div> Blue</div> <div><div></div> Gold</div> <div><div></div> Gray</div>



SkLO
Twin 4.0
PENDANT



TWIN 4.0 PENDANT
Shown in linden tree green/pastel green glass, brushed brass metal finish



CE ENEC CB

A two-tone diffuser of handblown Czech glass made up of two flattened spherical shapes in two colors which are melded together while hot on the glass blower’s pipe. The glass is held to a solid brass canopy by a brass band that sits at the “waist” between the two spheres. Each sphere is lit from within by its own bulb, one in each sphere. Suspended on two rigid brass tube stems from a canopy whose shape mimics the geometry of the pendant itself.

Sockets 220-240V G9 7W Max

LED bulbs included

Does not accommodates sloped ceilings

Specify overall drop length – Rigid brass tube stems are not field adjustable

Minimum overall drop length: 250mm

Lengths over 1190mm available at additional cost

Fixture weight (approximate): 5.5kg

All glass dimensions are approximate – handblown glass dimensions vary by nature and intent

Made in the Czech Republic

LTM10 [-----][--]	Twin 4.0 Pendant
Glass colors	<div><div></div> Apricot/Flamingo [APRFLA]</div> <div><div></div> Celadon/New Blue [CELNBL]</div> <div><div></div> Light Beige/White [LBEWHT]</div> <div><div></div> Linden Tree Green/Pastel Green [LTGPAG]</div> <div><div></div> Oyster/White [OYSWHT]</div> <div><div></div> White/White [WHTWHT]</div>
Metal finishes	<div><div></div> Dark Oxidized [DX]</div> <div><div></div> Brushed Brass [BB]</div> <div><div></div> Brushed Nickel [BN]</div> <div><div></div> Polished Nickel [PN]</div>



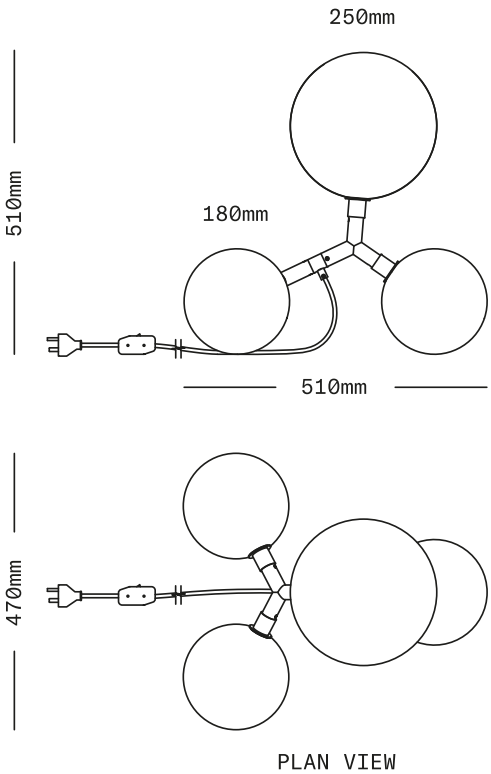


VEER LIGHT
Shown in white glass, brushed brass metal finish

SkLO

Veer

LIGHT



CE ENEC CB

The Veer Light consists of four diffusers of handblown Czech glass on a brass armature. Three of the diffusers are 180mm in diameter, and the fourth is 250mm in diameter. The glass diffusers feature the signature SkLO double-dipped, fire-polished mouths which show where the glass is broken from the blower's pipe, making each unique.

Sockets 220-240V G9 7W Max

LED bulbs included

1830mm black fabric-wrapped cord with in-line switch

All glass dimensions are approximate – handblown glass dimensions vary by nature and intent

Made in the Czech Republic

LT380 [---][--]

Glass colors

Veer Light

- Clear [CLR]
- New Blue [NBL]
- Olivin [OLV]
- Smoke [SMK]
- White [WHT]

Metal finishes

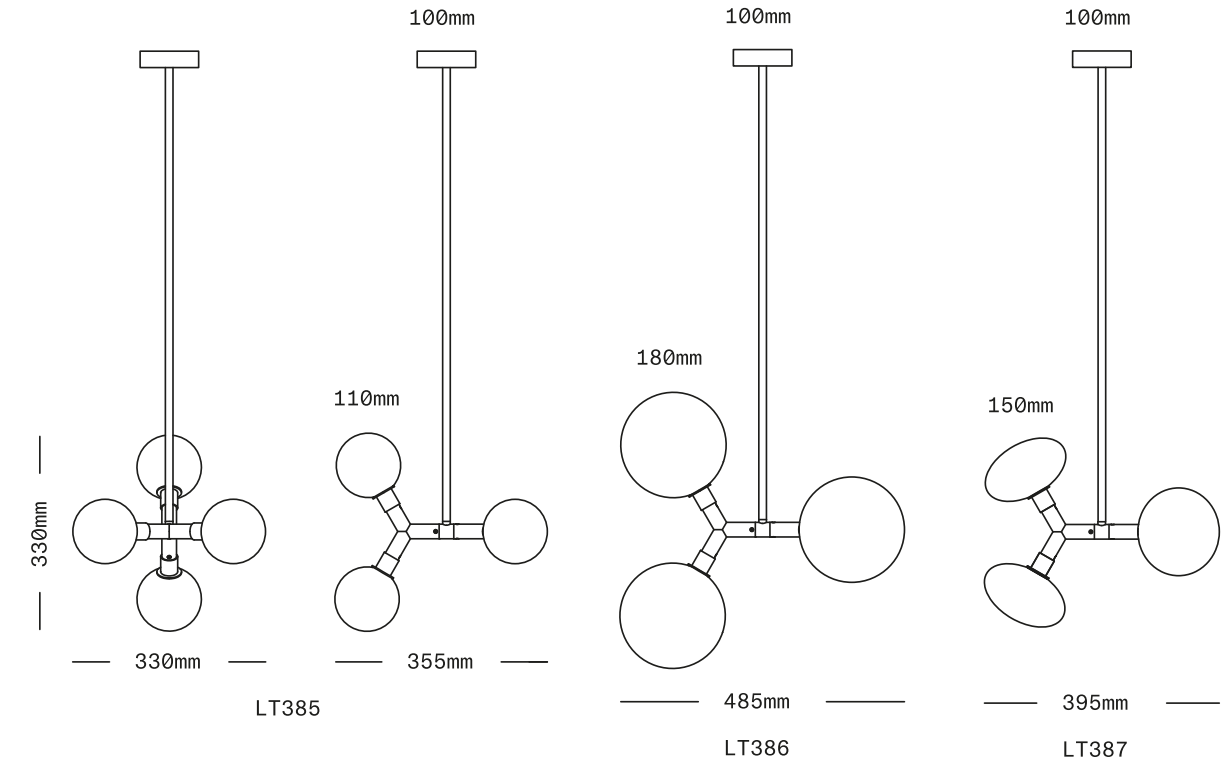
- Dark Oxidized [DX]
- Brushed Brass [BB]
- Brushed Nickel [BN]
- Polished Nickel [PN]



SkLO
Veer
PENDANT



VEER PENDANT
Shown in 7"/180mm white dipped glass, brushed brass metal finish



CE ENEC CB

The Veer Pendant consists of 4 diffusers of handblown Czech glass mounted on a 4-arm brass structure and suspended on a rigid brass stem. The glass diffusers are available in three shapes and in both "dipped" glass, featuring the SkLO double-dipped flame-polished mouth and "textured" glass, featuring a soft, frosted finish and subtle sculpted vertical ridges.

Sockets 220-240V G9 7W Max

LED bulbs included

Standard canopy does NOT accommodate sloped ceilings or swagging of this light. Other canopy options are available at an additional cost. Visit the Accessories page on our website to see available canopy options and review compatibility

This fixture is compatible with one or more of SkLO customizable multi-pendant canopy systems. Visit the Accessories page on our website to see available systems and review compatibility

Specify overall drop length – Rigid brass tube stems are not field adjustable

Minimum overall drop lengths: 530mm

Lengths over 1270mm available at additional cost

Fixture weights (approximate):
7kg (LT385)
9kg (LT386)
7kg (LT387)

All glass dimensions are approximate – handblown glass dimensions vary by nature and intent

Made in the Czech Republic

LT385 [---][--] 110mm sphere glass
LT386 [---][--] 180mm sphere glass
LT387 [---][--] 150mm ellipsoid glass

- Dipped Glass colors
- Clear [CLR]
 - New Blue [NBL]
 - Olivin [OLV]
 - Smoke [SMK]
 - White [WHT]
- Textured Glass colors
- Clear [TCL]
 - Neutral Gray [NGT]
 - Steel Blue [TSB]
 - Whiskey [TWS]
- Metal finishes
- Dark Oxidized [DX]
 - Brushed Brass [BB]
 - Brushed Nickel [BN]
 - Polished Nickel [PN]



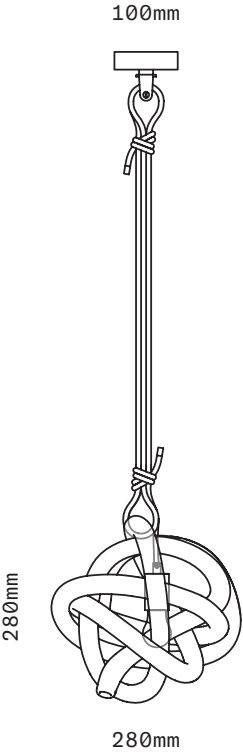


WRAP PENDANT
Shown in smoke glass, dark oxidized metal finish, black cord

SkLO

Wrap

PENDANT



CE ENEC CB

Our signature SkLO Large Wrap, a continuous wound length of a handblown Czech glass tube, is transformed into a pendant. Suspended on a hand-tied length of fabric-wrapped electrical cord. The socket is also suspended on a matching intertwined length of fabric-wrapped electrical cord and allows the light bulb to be nestled within the glass element.

Socket 220-240V E14 25W Max

LED bulb included

Accommodates sloped ceilings

This fixture is compatible with one or more of SkLO customizable multi-pendant canopy systems. Visit the Accessories page on our website to see available systems and review compatibility

Specify overall drop length – not field adjustable

Minimum overall drop length: 660mm

Lengths over 1220mm available at additional cost

Fixture weight (approximate): 3kg

All glass dimensions are approximate – handblown glass dimensions vary by nature and intent

Made in the Czech Republic

LT120 [---][--]

Glass colors

Wrap Pendant

- Amber [AMB]
- Clear [CLR]
- Gray [GRY]
- New Blue [NBL]
- Silver Mirror [SLV]
- Smoke [SMK]
- Steel Blue [SBL]
- White [WHT]

Metal finishes

- Dark Oxidized [DX]
- Brushed Brass [BB]
- Brushed Nickel [BN]
- Polished Nickel [PN]

Cord colors

- Black
- Blue
- Gold
- Gray



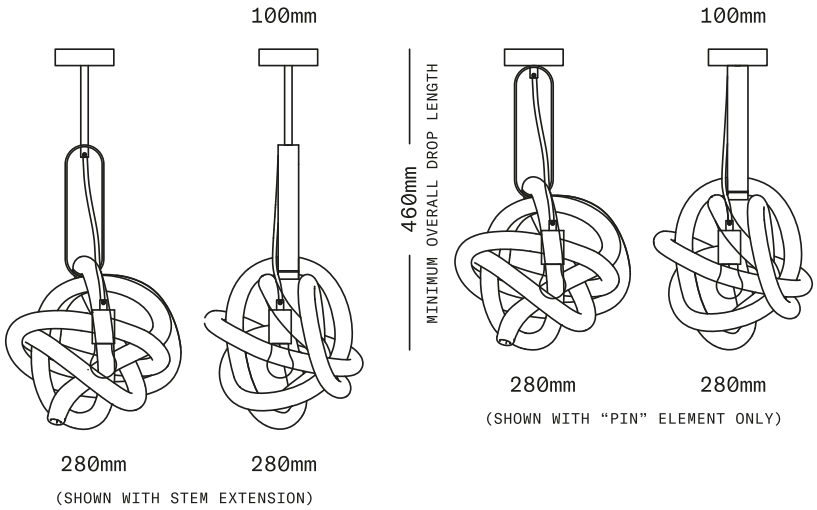


WRAP PIN PENDANT

SkLO
Wrap Pin 1.09
PENDANT



WRAP PIN 1.09/WRAP PIN 1.21 PENDANT
Shown in white glass, brushed brass metal finish, black cord, north-american canopies



CE ENEC CB

Our signature SkLO Large Wrap, a continuous wound length of the handblown Czech glass tube, is featured on the Wrap Pin Pendant. The glass element hangs from a brass “pin” element, made of a continuous ribbon of a brass bar, which opens and closes to allow for removal of the glass. The brass socket is suspended on an exposed fabric-wrapped electrical cord from the top of the “pin” and suspends the light bulb within the opening at the top of the glass.

Socket 220-240V E14 25W Max

LED bulb included

Standard canopy does NOT accommodate sloped ceilings or swagging of this light. Other canopy options are available at an additional cost. Visit the Accessories page on our website to see available canopy options and review compatibility

This fixture is compatible with one or more of SkLO customizable multi-pendant canopy systems. Visit the Accessories page on our website to see available systems and review compatibility

Specify overall drop length – not field adjustable

Minimum overall drop length: 460mm

Lengths over 1450mm available at additional cost

Fixture weight (approximate): 3kg

All glass dimensions are approximate – handblown glass dimensions vary by nature and intent

Made in the Czech Republic

LT127 [---][--]

Glass colors

- Amber [AMB]
- Clear [CLR]
- Gray [GRY]
- New Blue [NBL]
- Silver Mirror [SLV]
- Smoke [SMK]
- Steel Blue [SBL]
- White [WHT]

Metal finishes

- Dark Oxidized [DX]
- Brushed Brass [BB]
- Brushed Nickel [BN]
- Polished Nickel [PN]

Cord colors

- Black
- Blue
- Gold
- Gray



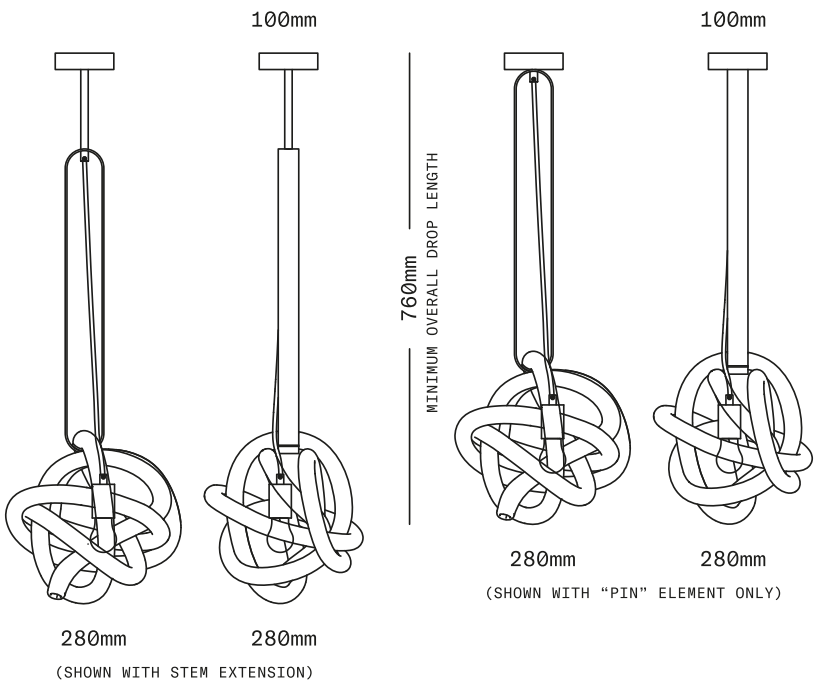
SkLO

Wrap Pin 1.21

PENDANT



WRAP PIN 1.21 PENDANT
Shown in clear glass, brushed brass metal finish, gold cord, north-american canopy



CE ENEC CB

Our signature SkLO Large Wrap, a continuous wound length of the handblown Czech glass tube, is featured on the Wrap Pin Pendant. The glass element hangs from a brass “pin” element, made of a continuous ribbon of a brass bar, which opens and closes to allow for removal of the glass. The brass socket is suspended on an exposed fabric-wrapped electrical cord from the top of the “pin” and suspends the light bulb within the opening at the top of the glass.

Socket 220-240V E14 25W Max

LED bulb included

Accommodates sloped ceilings

Standard canopy does NOT accommodate sloped ceilings or swagging of this light. Other canopy options are available at an additional cost. Visit the Accessories page on our website to see available canopy options and review compatibility

This fixture is compatible with one or more of SkLO customizable multi-pendant canopy systems. Visit the Accessories page on our website to see available systems and review compatibility

Specify overall drop length – not field adjustable

Minimum overall drop length: 760mm

Lengths over 1750mm available at additional cost

Fixture weight (approximate): 3.5kg

All glass dimensions are approximate – handblown glass dimensions vary by nature and intent

Made in the Czech Republic

LT126 [---][--]	Wrap Pin 1.21 Pendant
Glass colors	<ul style="list-style-type: none">Amber [AMB]Clear [CLR]Gray [GRY]New Blue [NBL]Silver Mirror [SLV]Smoke [SMK]Steel Blue [SBL]White [WHT]
Metal finishes	<ul style="list-style-type: none">Dark Oxidized [DX]Brushed Brass [BB]Brushed Nickel [BN]Polished Nickel [PN]
Cord colors	<ul style="list-style-type: none">BlackBlueGoldGray



SkLO ships worldwide from the Czech Republic

Inquiries:

SkLO EU eu@sklo.com

SkLO US us@sklo.com

www.sklo.com



sklo.com

SkLO US 115 WEST NORTH STREET HEALDSBURG CALIFORNIA 95448 USA +1.707.385.2101 us@sklo.com

SkLO EU BRATŘÍ ŠTEFANŮ 902/71 500 03 HRADEC KRÁLOVÉ CZECH REPUBLIC +420.495.542.071 eu@sklo.com