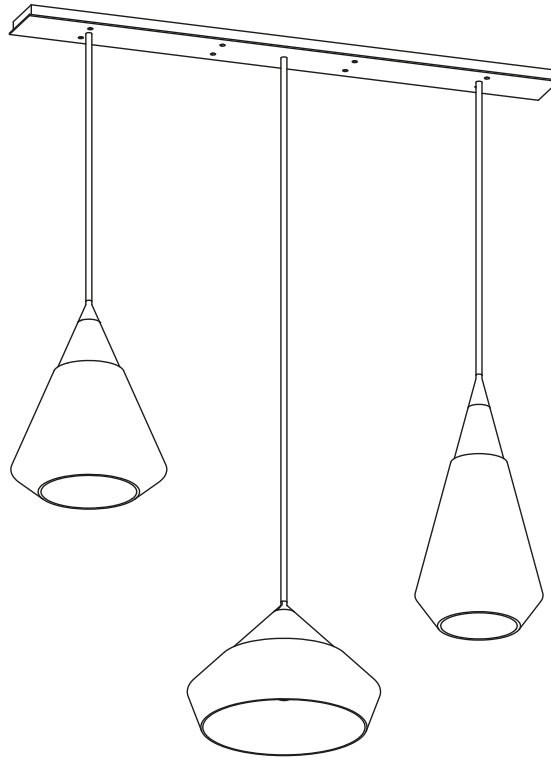


SkLO

Linear

MULTI-PENDANT CANOPY



The Linear Multi-Pendant Canopy program is designed to enable multiple SkLO pendants to be suspended from a single 5" (125mm) wide linear canopy. The canopy is available in various lengths, and longer lengths are comprised of multiple sections. This provides our Trade customers with the opportunity to create highly customized SkLO light fixtures. The number of individual pendants and their composition are entirely customizable.

The customer is responsible for the design of custom Linear Multi-Pendant Canopy fixtures. See the Ordering Instructions on the following pages for details.

Review the Terms & Conditions available in the Downloads section of the Linear Multi-Pendant Canopy product page on our website before ordering

Stem-suspended pendants require an additional 30-Degree Swivel accessory to accommodate sloped ceilings of up to 30 degrees – must be ordered separately

Requires recessed electrical box for installation

See list of compatible pendant designs on the right

Canopies are not sold individually and are intended for use with SkLO fixtures only

Made in the Czech Republic

MCL[-] [-]

Metal finishes

Linear Multi-Pendant Canopy

- Dark Oxidized [DX]
- Brushed Brass [BB]
- Brushed Nickel [BN]
- Polished Nickel [PN]

Compatible Products

Product Name

Product SKU

Balance 1.0 Pendant	LT500
Balance 2.0 Pendants	LT502/503/504
Dew Pendant	LT410
Drape Pendants	LT160/161/162
Float 1.0 Pendants	LT251/252
Float 2.0 Pendants	LT216/220
Hold Pendants	LT265/262
Hold Pin Pendants ¹	LT368/365
Lasso 1.0 Pendant	LT137
Peak Pendants ²	LT515/516
Peak Chandeliers ²	LT510/511/512
Pillow Pendants	LT235/236
Reflect Pendants	LT370/371/372
Rest Pendants	LT150/151/152
Stem 1X Pendants	LT310/312/313
Stem 2X Pendant	LT311
Stem 3X Pendant	LT383
Veer Pendants	LT385/386/387
Wrap Pendant	LT120
Wrap Pin Pendants ¹	LT127/126

¹Only compatible with pin + stem extension pendants

²Does not combine with standard conical Peak canopy



SkLO

Linear


MULTI-PENDANT CANOPY

Canopy	Canopy Dimensions	SKU	Canopy Weight	Metal Finishes Available
Linear Canopy 2	5"W x 24"L (125x610mm)	MCL02 [-]	7lbs (3kg)	Dark Oxidized [DX] Brushed Brass [BB] Brushed Nickel [BN] Polished Nickel [PN]
Linear Canopy 3	5"W x 36"L (125x915mm)	MCL03 [-]	9lbs (4kg)	
Linear Canopy 4	5"W x 48"L (125x1220mm)	MCL04 [-]	11lbs (5kg)	
Linear Canopy 5	5"W x 60"L (125x1525mm)	MCL05 [-]	15lbs (7kg)	
Linear Canopy 6	5"W x 72"L (125x1830mm)	MCL06 [-]	20lbs (9kg)	
Linear Canopy 7	5"W x 84"L (125x2135mm)	MCL07 [-]	24lbs (11kg)	
Linear Canopy 8	5"W x 96"L (125x2440mm)	MCL08 [-]	26lbs (12kg)	
Linear Canopy 10	5"W x 120"L (125x3050mm)	MCL10 [-]	33lbs (15kg)	
Linear Canopy 12	5"W x 144"L (125x3660mm)	MCL12 [-]	40lbs (18kg)	
Linear Canopy 14	5"W x 168"L (125x4265mm)	MCL14 [-]	46lbs (21kg)	
Linear Canopy 16	5"W x 192"L (125x4875mm)	MCL16 [-]	51lbs (23kg)	


Canopy 2




Canopy 3




Canopy 4




Canopy 5




Canopy 6



Canopy 7




Canopy 8




Canopy 10



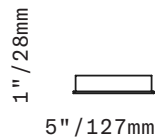
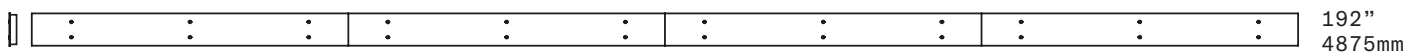
Canopy 12



Canopy 14



Canopy 16



SkLO

Linear

MULTI-PENDANT CANOPY

Ordering Instructions

1. Select a canopy size appropriate for the desired type, number, and composition of pendants.
2. Download the 3D model of the canopy from the Linear Multi-Pendant Canopy product page. Make sure to read the included README file for additional important instructions.
3. Download the 3D model of the pendant from the individual pendant's product page.
4. Use the 3D models of the canopy and pendant to design your fixture. In the canopy model file, note the areas marked as "no-drilling area", where pendants cannot be placed.
5. Note that SkLO glass is hand-blown, and dimensions and drawings of glass elements may have significant variations. Allow for reasonable tolerances in glass elements when laying out the composition of your fixture.
6. Produce a model of the canopy face showing the precise locations of each pendant, and provide clear, legible dimensions for each pendant location.
7. Save a 2D copy in PDF format and email it to SkLO along with your order.
8. Order the multi-pendant canopy and the individual pendants. When ordering, ensure you specify the overall drop lengths for each pendant (for stem-suspended pendants) or any additional cord lengths (for cord-suspended pendants).

