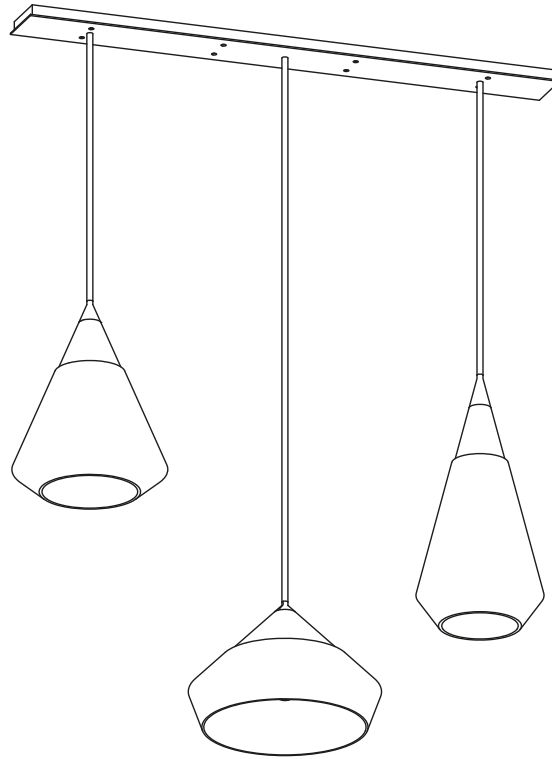


# SkLO

## Linear

### MULTI-PENDANT CANOPY



The Linear Multi-Pendant Canopy program is designed to enable multiple SkLO pendants to be suspended from a single 5" (125mm) wide linear canopy. The canopy is available in various lengths, and longer lengths are comprised of multiple sections. This provides the Trade customers with the opportunity to create highly customized SkLO light fixtures. The number of individual pendants and their composition are entirely customizable. The customer is responsible for the design of custom Linear Multi-Pendant Canopy fixtures. See the Ordering Instructions on the following pages for details.

Review the Terms & Conditions available in the Downloads section of the Linear Multi-Pendant Canopy product page on our website before ordering

Stem-suspended pendants require an additional 30-Degree Swivel accessory to accommodate sloped ceilings of up to 30 degrees – must be ordered separately

Canopies are not sold individually and are intended for use with SkLO fixtures only, see list of compatible pendant designs below

Made in the Czech Republic

#### Compatible Products

Product Name	Product SKU	Product Name	Product SKU
Balance 1.0 Pendant	LT500	Peak Chandeliers <sup>2</sup>	LT510-512
Balance 2.0 Pendants	LT502-504	Perla Pendants	LT601-605
Crown Pendants	LT633/634	Pillow Pendants	LT235/236
Crown Chandelier	LT635	Prince Pendants	LT611-615
Dew Pendant	LT410	Reflect Pendants	LT370-372
Drape Pendants	LT160-162	Rest Pendants	LT150-152
Elizabeth I Pendants	LT621-625	Stem 1X Pendants	LT310/312/313
Elizabeth II Pendants	LT616-620	Stem 2X Pendant	LT311
Float 1.0 Pendants	LT253/254	Stem 3X Pendant	LT383
Float 2.0 Pendants	LT259/319	Union Pendant	LT632
Hold Pendants	LT263/264	Union Small Pendant	LT631
Hold Pin Pendants <sup>1</sup>	LT368/365	Veer Pendants	LT385-387
Lasso 1.0 Pendant	LT137	Wrap Pendant	LT120
Oestre Pendants	LT606-610	Wrap Pin Pendants <sup>1</sup>	LT127/126
Peak Pendants <sup>2</sup>	LT515/516		

<sup>1</sup>Only compatible with pin + stem extension pendants <sup>2</sup> Does not combine with standard conical Peak canopy

MCL[-] [-]

Linear Multi-Pendant Canopy

Metal finishes

- Dark Oxidized [DX]
- Brushed Brass [BB]
- Brushed Nickel [BN]
- Polished Nickel [PN]




# SkLO

## Linear


MULTI-PENDANT CANOPY

Canopy	Canopy Dimensions	SKU	Canopy Weight	Metal Finishes Available
Linear Canopy 2	5"W x 24"L (125x610mm)	MCL02 [- -]	7lbs (3kg)	Dark Oxidized [DX] Brushed Brass [BB] Brushed Nickel [BN] Polished Nickel [PN]
Linear Canopy 3	5"W x 36"L (125x915mm)	MCL03 [- -]	9lbs (4kg)	
Linear Canopy 4	5"W x 48"L (125x1220mm)	MCL04 [- -]	11lbs (5kg)	
Linear Canopy 5	5"W x 60"L (125x1525mm)	MCL05 [- -]	15lbs (7kg)	
Linear Canopy 6	5"W x 72"L (125x1830mm)	MCL06 [- -]	20lbs (9kg)	
Linear Canopy 7	5"W x 84"L (125x2135mm)	MCL07 [- -]	24lbs (11kg)	
Linear Canopy 8	5"W x 96"L (125x2440mm)	MCL08 [- -]	26lbs (12kg)	
Linear Canopy 10	5"W x 120"L (125x3050mm)	MCL10 [- -]	33lbs (15kg)	
Linear Canopy 12	5"W x 144"L (125x3660mm)	MCL12 [- -]	40lbs (18kg)	
Linear Canopy 14	5"W x 168"L (125x4265mm)	MCL14 [- -]	46lbs (21kg)	
Linear Canopy 16	5"W x 192"L (125x4875mm)	MCL16 [- -]	51lbs (23kg)	


Canopy 2




Canopy 3




Canopy 4




Canopy 5



Canopy 6



Canopy 7



Canopy 8



Canopy 10



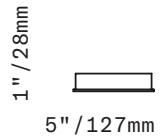

Canopy 12



Canopy 14



Canopy 16



# SkLO

## Linear

MULTI-PENDANT CANOPY

### Ordering Instructions

1. Select a canopy size appropriate for the desired type, number, and composition of pendants.
2. Download the 3D model of the canopy from the Linear Multi-Pendant Canopy product page. Make sure to read the included Fabrication File User Guide PDF file for additional important instructions.
3. Download the 3D model of the pendant from the individual pendant's product page.
4. Use the 3D models of the canopy and pendant to design your fixture. In the canopy model file, note the areas marked as "no-drilling area", where pendants cannot be placed.
5. Note that SkLO glass is hand-blown, and dimensions and drawings of glass elements may have significant variations. Allow for reasonable tolerances in glass elements when laying out the composition of your fixture.
6. Produce a model of the canopy face showing the precise locations of each pendant, and provide clear, legible dimensions for each pendant location.
7. Save a 2D copy in PDF format and email it to SkLO along with your order.
8. Order the multi-pendant canopy and the individual pendants. When ordering, ensure you specify the overall drop lengths for each pendant (for stem-suspended pendants) or any additional cord lengths (for cord-suspended pendants).

