

SkLO

Canopy Options

Notes:

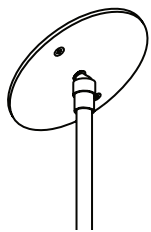
- The standard canopies offered with most of our stem-hung pendants do not accommodate sloped ceilings. On this page, you will find options for accommodating sloped ceilings, and also for locating pendants independent of recessed electrical box locations.
- All canopy options will be finished to match the metal finish of the fixture for which they are specified.
- The canopy options shown on this page are available for an additional cost – please specify the code for the canopy variant when ordering.
- Not all canopy options are compatible with all SkLO pendants. Consult Compatibility Matrix at right.

Compatibility Matrix:

Product Name	Product SKU	Canopy Options		
		HS101	HS102	HS103
Balance 1.0 Pendant	LT500		●	●
Balance 2.0 Pendants	LT502/503/504	●	●	●
Dew Pendant	LT410	●	●	●
Drape Arm 3 Chandeliers	LT360/359/392	●		
Drape Arm 6 Chandeliers	LT369/374/393	●		
Drape Arm 8 Chandeliers	LT376/377/394	●		
Float 1.0 Pendants	LT251/252	●	●	●
Float 2.0 Pendants	LT216/220	●	●	●
Hold Pin Pendants ¹	LT368/365	●	●	●
Peak Pendants ²	LT515/516	●	●	●
Peak Chandeliers ²	LT510/511/512	●	●	●
Pillow Pendants	LT235/236	●	●	●
Reflect Pendants	LT370/371/372	●	●	●
Rest Pendants	LT150/151/152	●	●	●
Stem 1X Pendants	LT310/312/313	●	●	●
Stem 2X Pendant	LT311	●	●	●
Stem 3X Pendant	LT383	●	●	●
Veer Pendants	LT385/386/387	●	●	●
Wrap Pin Pendants ¹	LT127/126	●	●	●

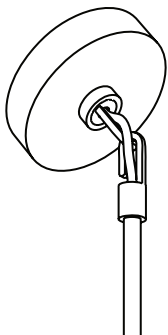
¹ Only compatible with pin + stem extension pendants

² HS102 does not combine with standard conical Peak canopy



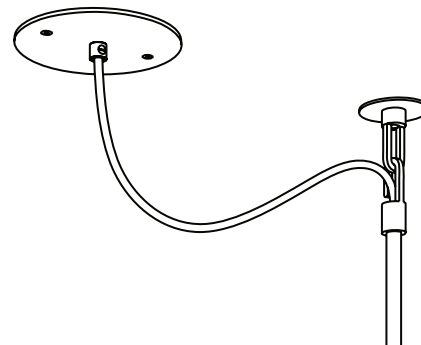
HS101 30-degree Swivel Canopy

- Swivel combines with standard canopies on most fixtures.
- Accommodates up to 30 degrees of slope



HS102 Hang-Straight Canopy

- Hook-and-loop assembly
- Includes its own unique canopy (1"/25mm D x 5"/127mm Dia)
- Accommodates all ceiling slopes



HS103 Swagged Hang-Straight Canopy

- Allows fixtures to be suspended from a location separate from electrical box
- 1/8"/3mm thick 5"/127mm diameter brass disc canopy with two exposed fasteners
- Exposed fabric-wrapped electrical cord swags to fixture
- Fixture hangs from hook-and-loop assembly which fastens directly to ceiling
- Swagged cord length is field adjustable
- Standard swagged cord length is 72"/1830mm
- Longer swagged cord length is available at add'l cost
- Four fabric-wrapped electrical cord colors: Black, Grey, Blue or Gold

